



US00D386767S

United States Patent [19]

Tokiyama et al.

[11] Patent Number: **Des. 386,767**

[45] Date of Patent: ****Nov. 25, 1997**

[54] **CONTROL HEAD FOR A MOBILE RADIO**

[75] Inventors: **Masaru Tokiyama**, Coral Springs;
Glen A. Oross, Sunrise, both of Fla.

[73] Assignee: **Motorola, Inc.**, Schaumburg, Ill.

[**] Term: **14 Years**

[21] Appl. No.: **67,158**

[22] Filed: **Mar. 4, 1997**

Related U.S. Application Data

[62] Division of Ser. No. 51,300, Mar. 4, 1996.

[51] LOC (6) Cl. **14-03**

[52] U.S. Cl. **D14/258**

[58] Field of Search D14/124, 154,
D14/155, 156, 157, 158, 159, 188, 257,
258; 455/89-90, 346-349

[56] References Cited

U.S. PATENT DOCUMENTS

- D. 306,857 3/1990 Beaumont D14/137
- D. 307,906 5/1990 Beaumont D14/157
- D. 308,057 5/1990 Tokiyama et al. D14/137
- D. 311,403 10/1990 Culbertson D14/258
- D. 328,460 8/1992 Beaumont D14/137
- D. 328,893 8/1992 Beaumont D14/124

- D. 329,849 9/1992 Tokiyama et al. D14/137
- D. 330,204 10/1992 Tokiyama D14/258
- D. 330,711 11/1992 Tokiyama D14/257
- D. 331,399 12/1992 Blankenship et al. D14/115
- D. 334,925 4/1993 Beaumont et al. D14/257
- D. 342,954 1/1994 Lindeman D14/258
- D. 344,734 3/1994 Tokiyama et al. D14/257
- D. 357,024 4/1995 Tokiyama et al. D14/258
- D. 357,025 4/1995 Tokiyama et al. D14/258
- D. 364,876 12/1995 Tokiyama D14/258
- D. 364,877 12/1995 Tokiyama et al. D14/258
- D. 365,568 12/1995 Tokiyama D14/258

Primary Examiner—James Gandy
Assistant Examiner—Cathron B. Matta
Attorney, Agent, or Firm—Barbara R. Doutre

[57] CLAIM

The ornamental design for a control head for a mobile radio, as shown and described.

DESCRIPTION

FIG. 1 is a front elevational view of a control head for a mobile radio;
FIG. 2 is a top plan view thereof;
FIG. 3 is a bottom plan view thereof;
FIG. 4 is a left side elevational view thereof;
FIG. 5 is a right side elevational view thereof; and,
FIG. 6 is a front, top, and right side isometric view thereof.

1 Claim, 4 Drawing Sheets

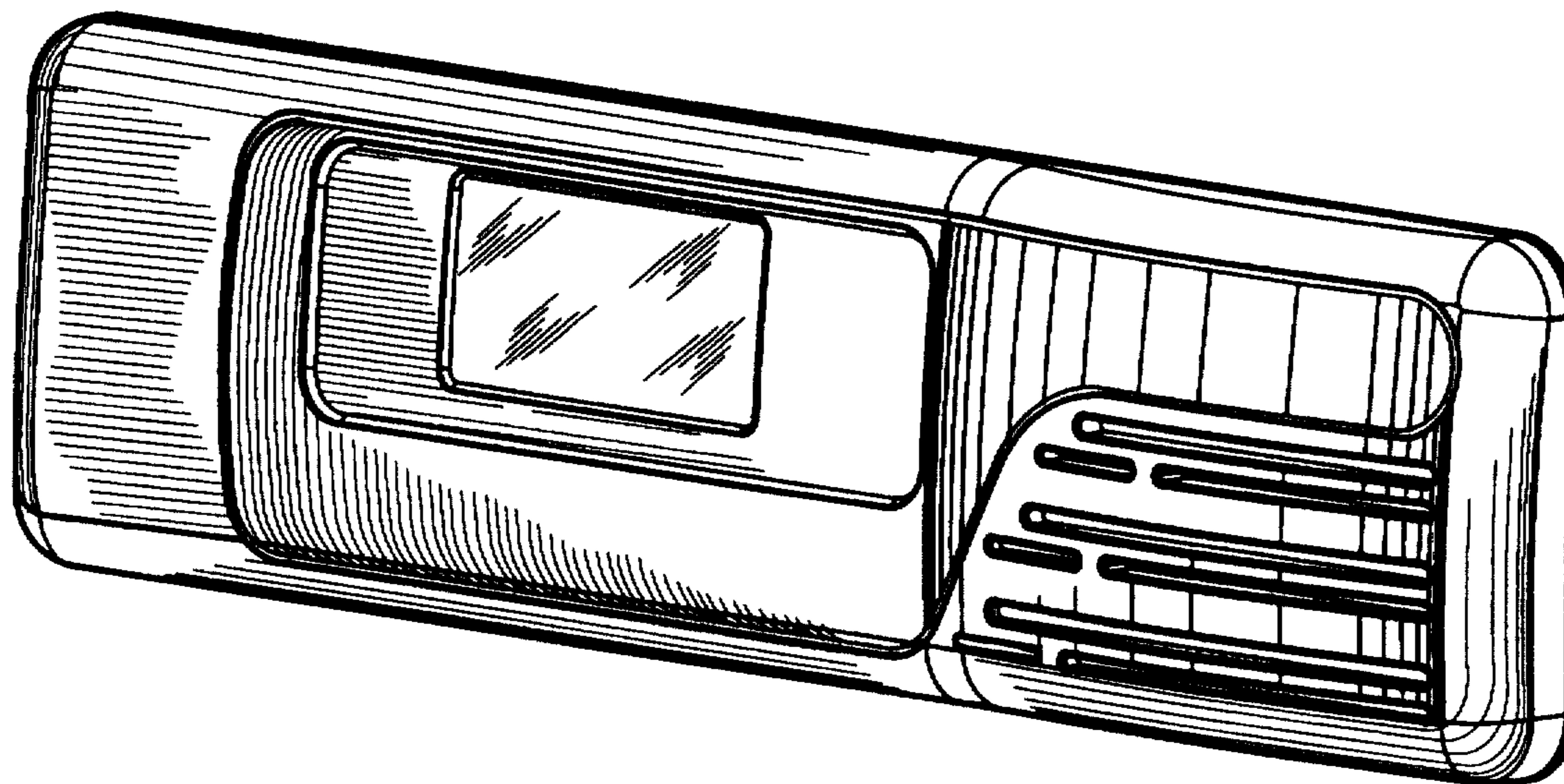


FIG. 1

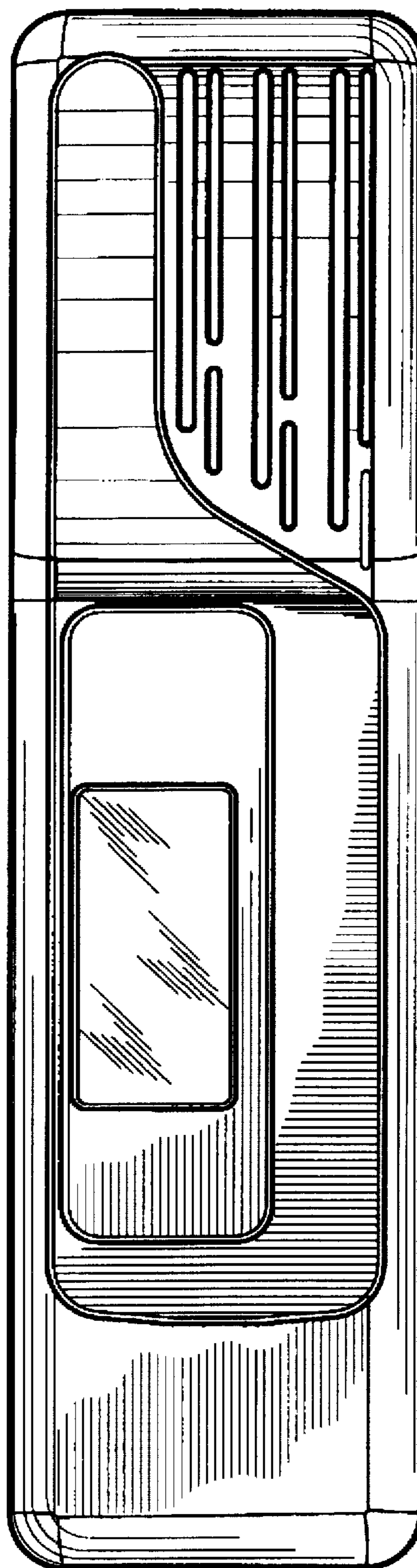


FIG. 2

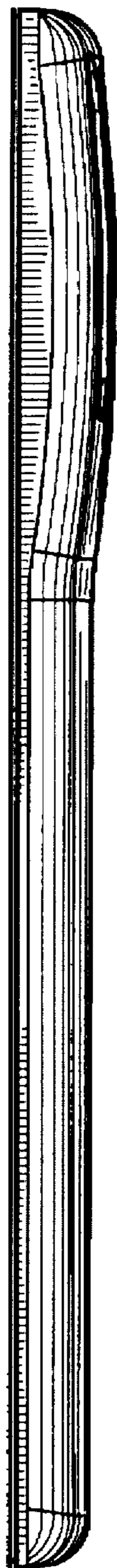


FIG. 3




FIG. 5



FIG. 4



FIG. 6

