



US00D386751S

United States Patent [19]
Michael, III

[11] **Patent Number: Des. 386,751**
[45] **Date of Patent: **Nov. 25, 1997**

[54] **ELECTRONIC ZIP CODE DIRECTORY**

[76] **Inventor: Leslie Shannon Michael, III, 420 Brookline Ave., Hagerstown, Md. 21740**

[**] **Term: 14 Years**

[21] **Appl. No.: 51,726**

[22] **Filed: Mar. 15, 1996**

[51] **LOC (6) Cl. 14-02**

[52] **U.S. Cl. D14/100; D19/76**

[58] **Field of Search D14/100, 101, D14/106, 113, 115; D18/1, 2, 7; 235/145 A, 145 R; 341/22, 23; 345/104, 156, 168, 173; 361/680-686; 364/708.1; 400/486, 489; D19/76**

[56] **References Cited**

U.S. PATENT DOCUMENTS

- D. 189,224 11/1960 Monson D19/76 X
- D. 254,554 3/1980 Genaro et al. D14/100 X
- D. 292,710 11/1987 Woods, Jr. D14/100
- D. 310,209 8/1990 Kasprzycki D14/100

- D. 310,543 9/1990 Brown D19/76
- D. 351,382 10/1994 Kipfer et al. D14/100
- D. 354,022 1/1995 Yatabe D18/2
- D. 354,023 1/1995 Shigemura D18/2
- D. 356,105 3/1995 Miyahara et al. D18/7
- D. 356,595 3/1995 Miyahara D18/7
- D. 362,865 10/1995 Komuta et al. D18/2

Primary Examiner—Freda Nunn

Attorney, Agent, or Firm—John D. Gugliotta; David L. Volk


[57] **CLAIM**

The ornamental design for an electronic zip code directory, as shown and described.

DESCRIPTION

FIG. 1 is a perspective view of an electronic zip code directory showing my new design;
 FIG. 2 is a front elevational view thereof;
 FIG. 3 is a left side elevational view thereof, the opposite side being a mirror image;
 FIG. 4 is a top plan view thereof;
 FIG. 5 is a rear elevational view thereof; and,
 FIG. 6 is a bottom plan view thereof.

1 Claim, 2 Drawing Sheets






FIG. 1

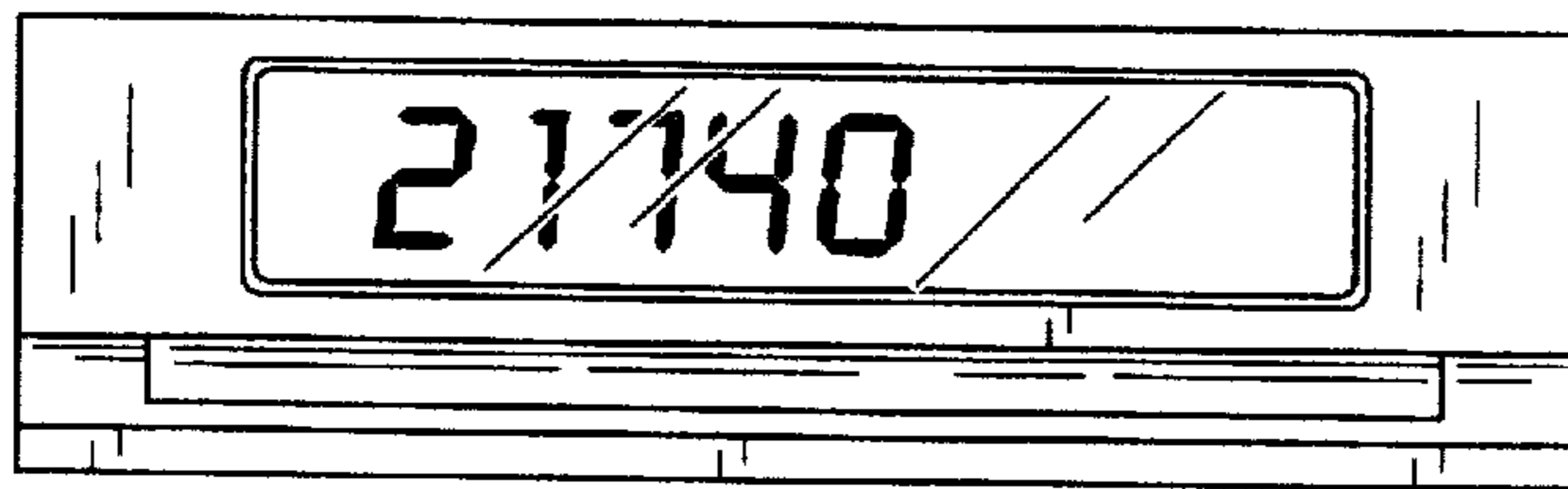


FIG. 2

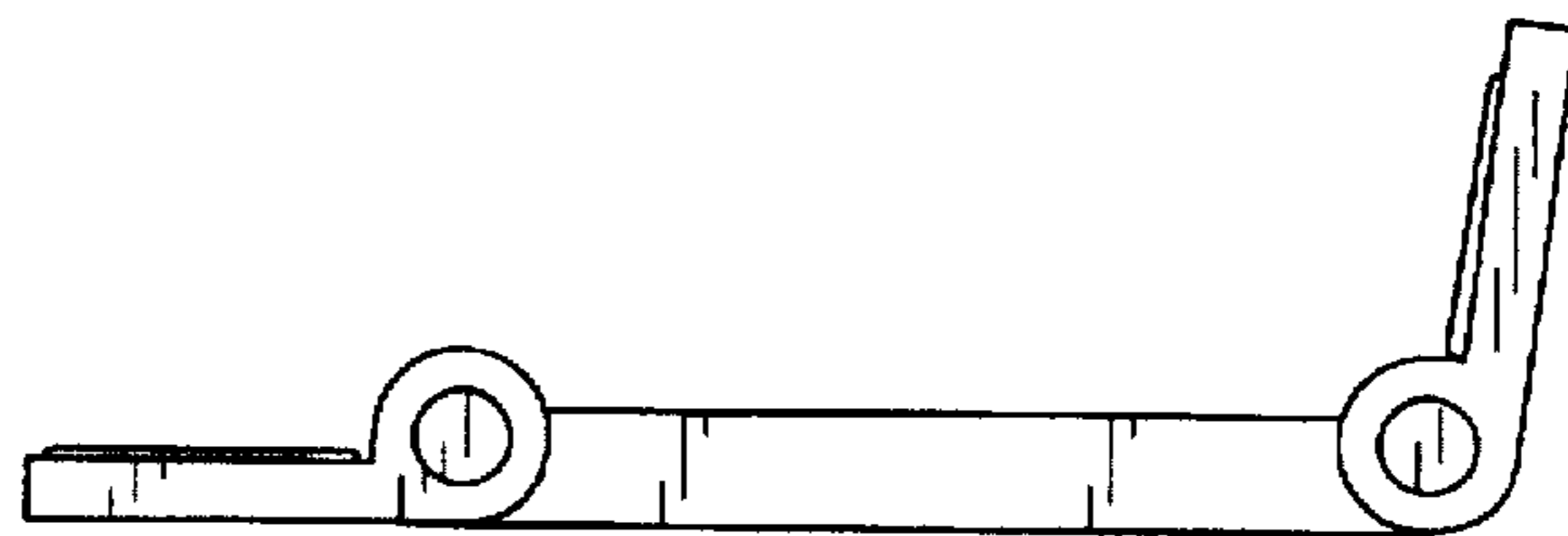


FIG. 3

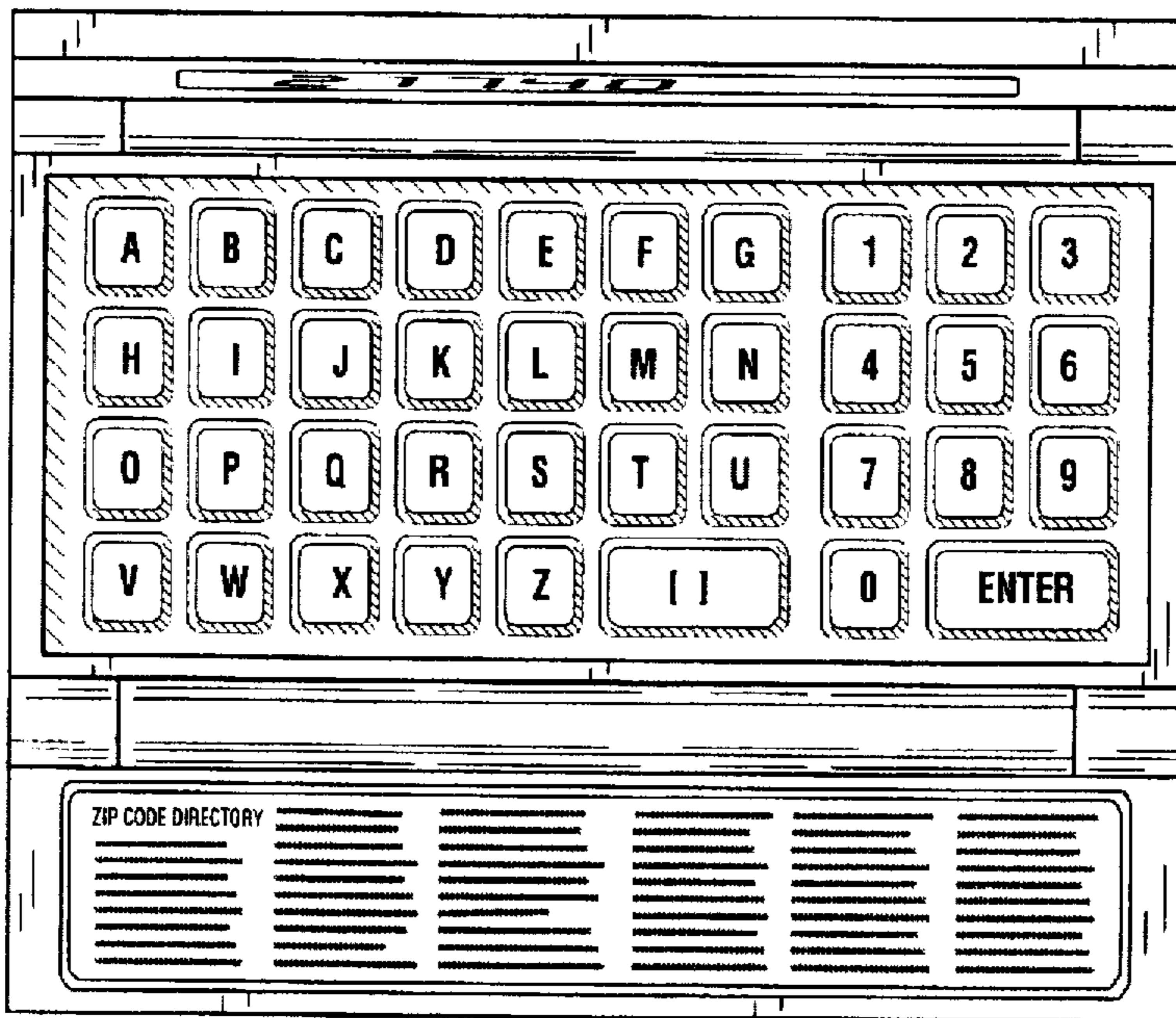


FIG. 4




FIG. 5

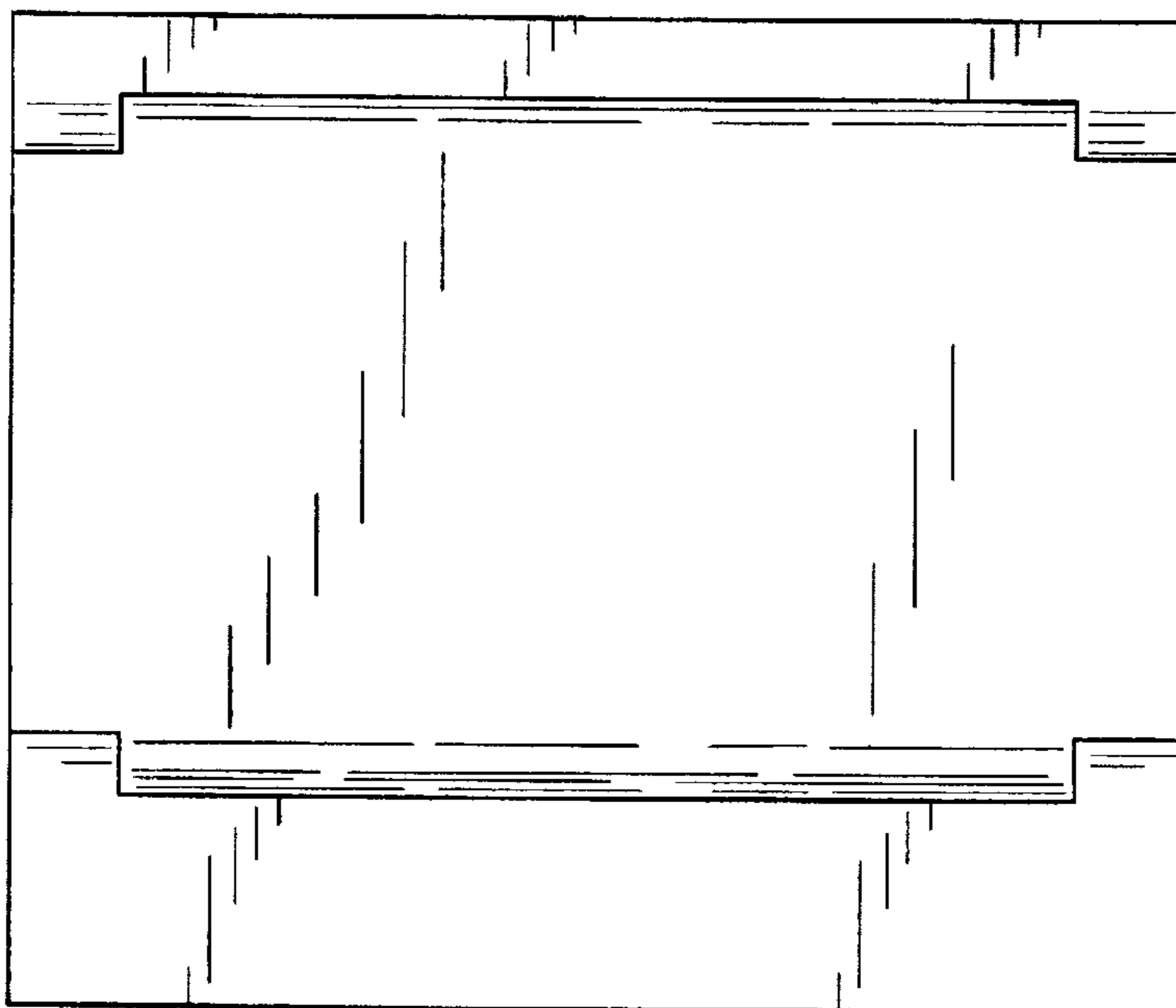


FIG. 6