



US00D386735S

# United States Patent [19]

Krueger et al.

[11] Patent Number: **Des. 386,735**

[45] Date of Patent: **\*\*Nov. 25, 1997**

- [54] **SIDE VENT FRAME**
- [75] Inventors: **Jerry Krueger, Connersville; Patrick McConnell, Goshen, both of Ind.**
- [73] Assignee: **White Consolidated Industries, Inc., Cleveland, Ohio**
- [\*\*] Term: **14 Years**
- [21] Appl. No.: **54,106**
- [22] Filed: **May 6, 1996**
- [51] LOC (6) Cl. .... **12-16**
- [52] U.S. Cl. .... **D12/190**
- [58] Field of Search ..... **D12/190, 400; 454/69, 141, 142, 146; 296/208, 146.6; 52/302.1, 302.3, 473; 280/848, 851**

4,953,449	9/1990	Jackson	.....	454/146
5,293,920	3/1994	Vagedes	.....	52/473
5,487,701	1/1996	Schedegger et al.	.....	52/302.1
5,573,272	11/1996	Teshima	.....	296/146.6

*Primary Examiner*—James Gandy  
*Assistant Examiner*—R. Spear  
*Attorney, Agent, or Firm*—Pearne, Gordon, McCoy & Granger LLP

## [57] CLAIM

The ornamental design for a side vent frame, as shown and described.

## DESCRIPTION

FIG. 1 is a perspective view of a side vent frame, showing our new design, with a removable access cover shown in phantom;  
 FIG. 2 is a front elevational view thereof;  
 FIG. 3 is a right side elevation view of a side vent frame, the left side elevational view being a mirror image thereof;  
 FIG. 4 is a top plan view thereof;  
 FIG. 5 is a rear elevational view thereof; and,  
 FIG. 6 is a bottom plan view thereof.

## [56] References Cited

### U.S. PATENT DOCUMENTS

D. 351,580	10/1994	Montgomery	.....	D12/181
959,571	5/1910	Mays	.....	454/146
2,759,413	8/1956	Smith	.....	52/473
4,754,696	7/1988	Sarazen et al.	.....	52/302.1

**1 Claim, 3 Drawing Sheets**

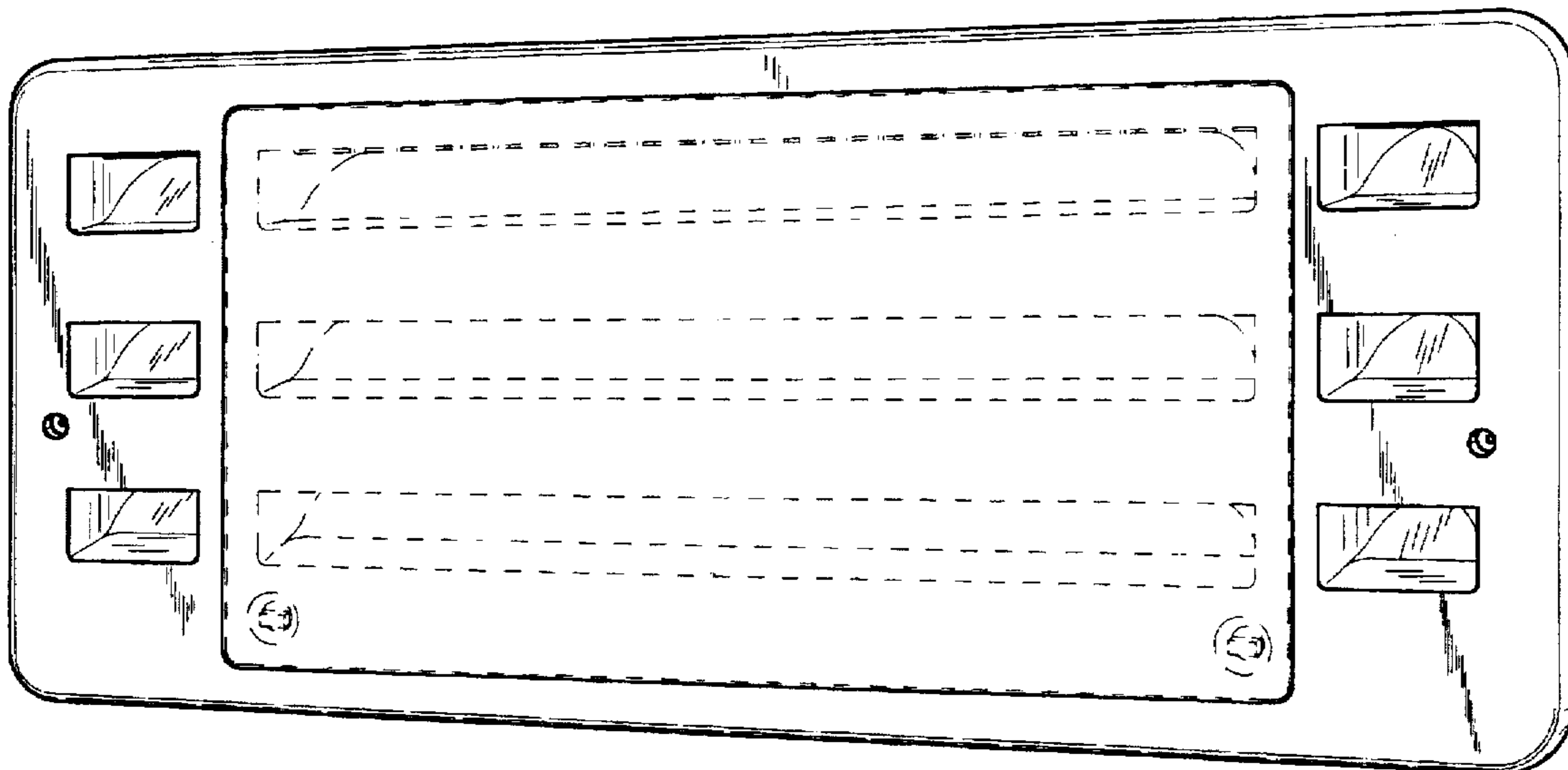


Fig. 1

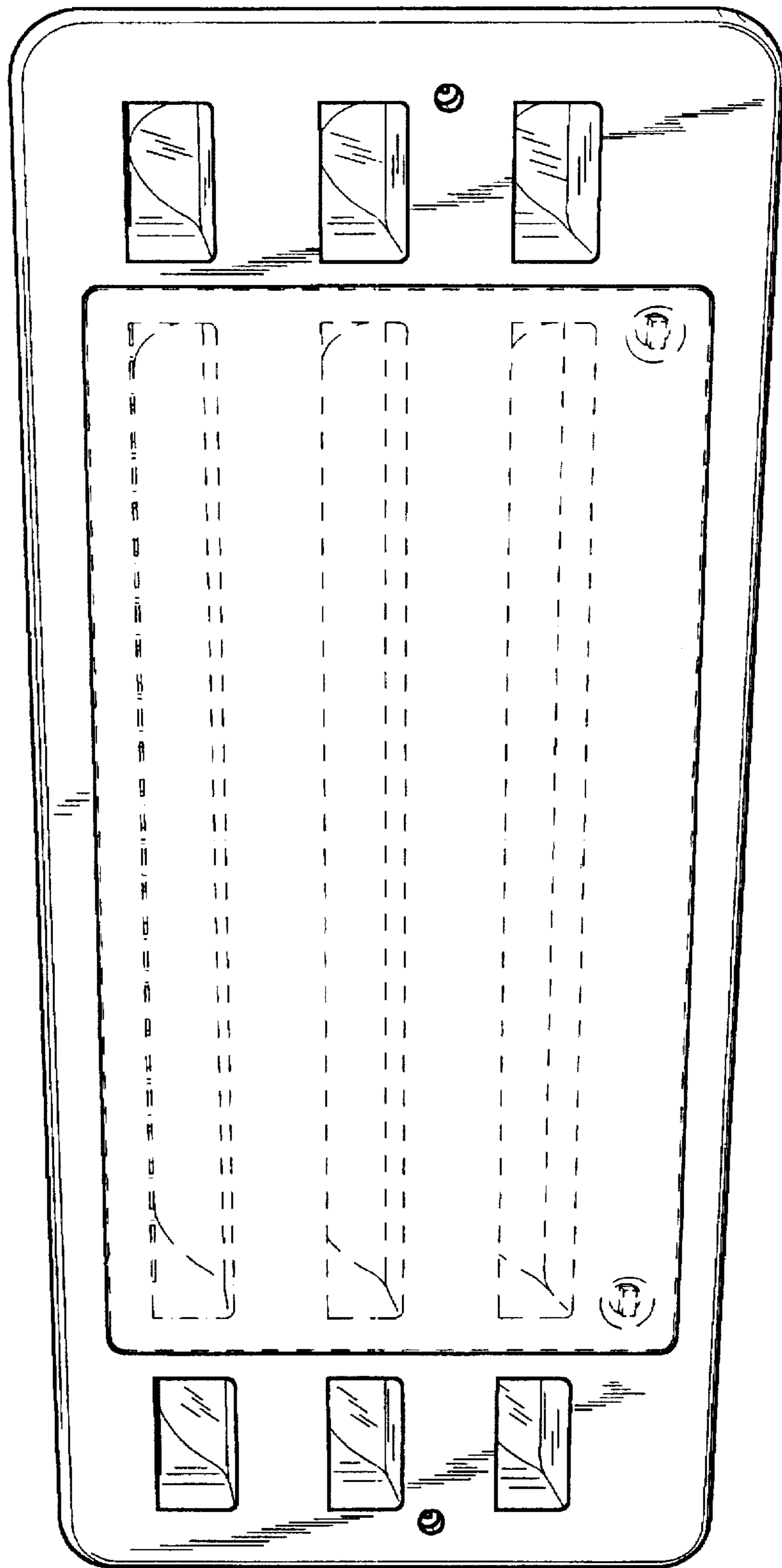




Fig. 4

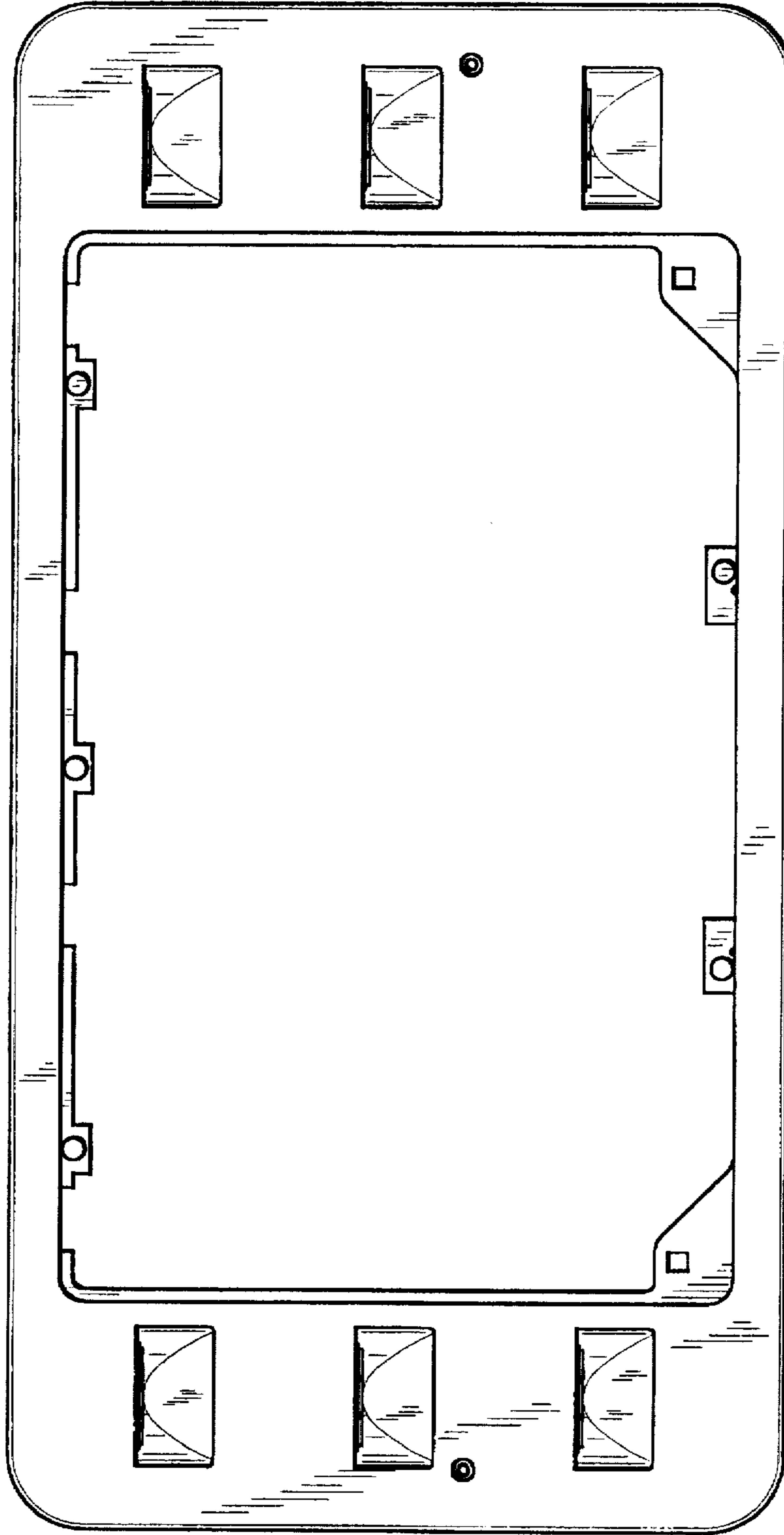


Fig. 2



Fig. 3

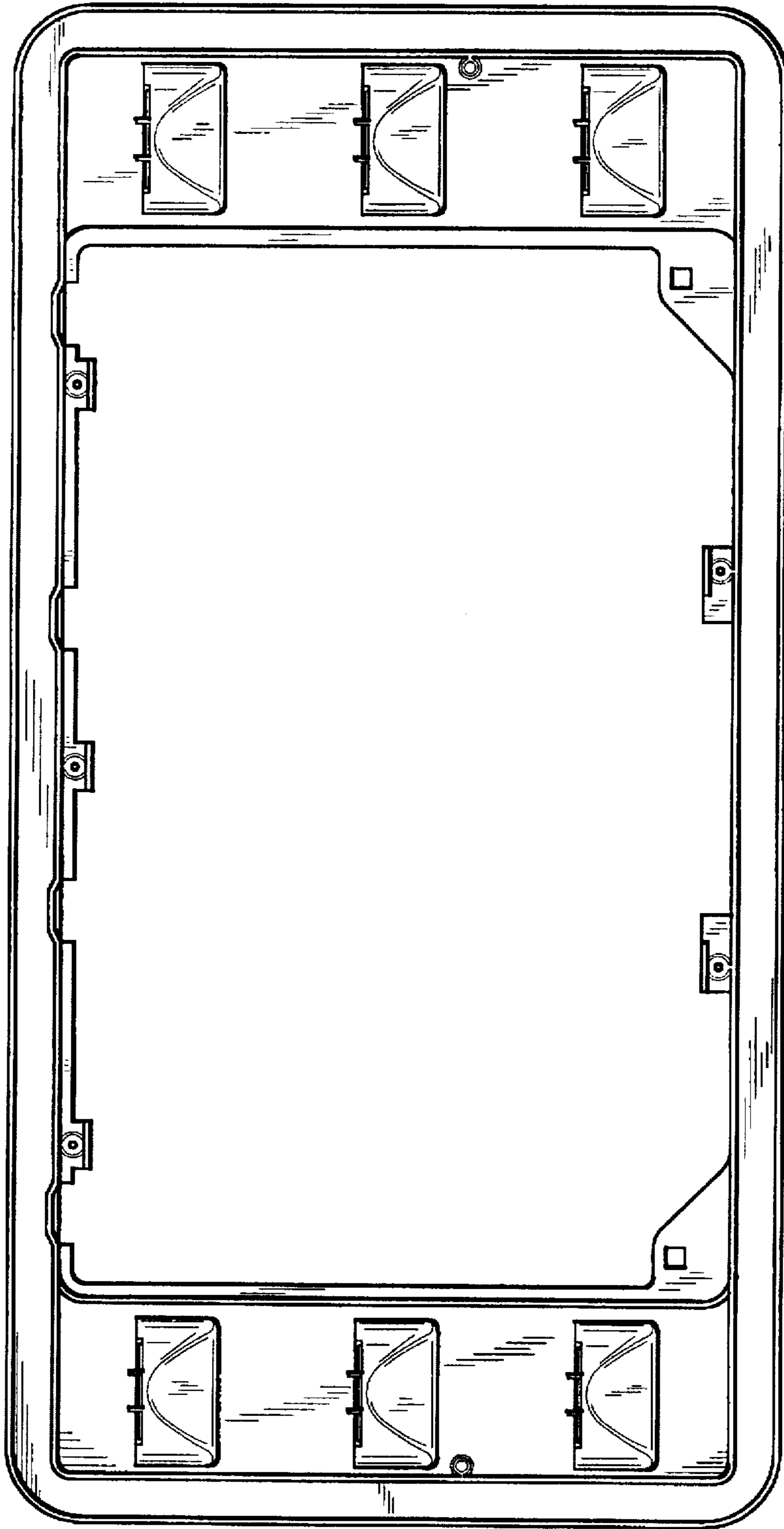


Fig. 5



Fig. 6