



US00D386730S

# United States Patent [19] Hubbell, Jr.

[11] Patent Number: **Des. 386,730**  
[45] Date of Patent: **\*\*Nov. 25, 1997**

[54] **TIRE TREAD**

[75] Inventor: **David Ray Hubbell, Jr.**, Hartville, Ohio

[73] Assignee: **The Goodyear Tire & Rubber Company**, Akron, Ohio

[\*\*] Term: **14 Years**

[21] Appl. No.: **62,031**

[22] Filed: **Nov. 6, 1996**

**Related U.S. Application Data**

[63] Continuation-in-part of Ser. No. 49,102, Jan. 17, 1996.

[51] LOC (6) Cl. .... **12-15**

[52] U.S. Cl. .... **D12/147**

[58] Field of Search ..... **D12/134, 136, D12/138, 140-151; 152/209 R, 209 D**

[56] **References Cited**

**U.S. PATENT DOCUMENTS**

- D. 280,090 8/1985 Grass .
- D. 283,501 4/1986 Hitzky .
- D. 290,826 7/1987 Nakaseko ..... D12/147
- D. 293,664 1/1988 Hayakawa et al. .... D12/140
- D. 299,330 1/1989 Wallet ..... D12/147
- D. 310,803 9/1990 Hasegawa .
- D. 329,218 9/1992 Ohtsu .
- D. 334,360 3/1993 Grass et al. .
- D. 342,047 12/1993 Takahashi .
- D. 346,350 4/1994 Himuro et al. .
- D. 364,594 11/1995 Krupa et al. .... D12/147
- D. 367,835 3/1996 Killian ..... D12/147
- D. 368,057 3/1996 Shirai et al. .... D12/147
- D. 368,450 4/1996 Lissan et al. .... D12/141
- D. 368,451 4/1996 Wallet et al. .... D12/147
- D. 374,200 10/1996 Kinoshita ..... D12/141
- 4,986,324 1/1991 Suzuki et al. .

- 5,269,357 12/1993 Killian .
- 5,373,882 12/1994 Nakagawa .

**FOREIGN PATENT DOCUMENTS**

94 04 599 10/1994 Germany .

**OTHER PUBLICATIONS**

Remington Wide Brute A/W Tire, 1995 Tread Design Guide, p. 111 Jan. 1995.

Yokohama Super Digger V SD05 Tire, 1995 Tread Design Guide, p. 120 Jan. 1995.

Co-Pending Application, Docket #95186A, Andrew Arpad Kunos, et al., Filed Jan. 17, 1996 29/049,641.

Co-Pending Application, Docket #DN1996-014, David Ray Hubbell, et al., Filed Jan. 17, 1996 08/588,034.

Co-Pending Application, Docket #DN1996-001, David Ray Hubbell, et al., Filed Jan. 17, 1996 29/049,102.

*Primary Examiner*—James Gandy

*Assistant Examiner*—R. Spear

*Attorney, Agent, or Firm*—T. P. Lewandowski

[57] **CLAIM**

The ornamental design for a tire tread, as shown and described.

**DESCRIPTION**

FIG. 1 is a perspective view of a tire tread, it being understood that the pattern repeats uniformly throughout the circumference of the tread;

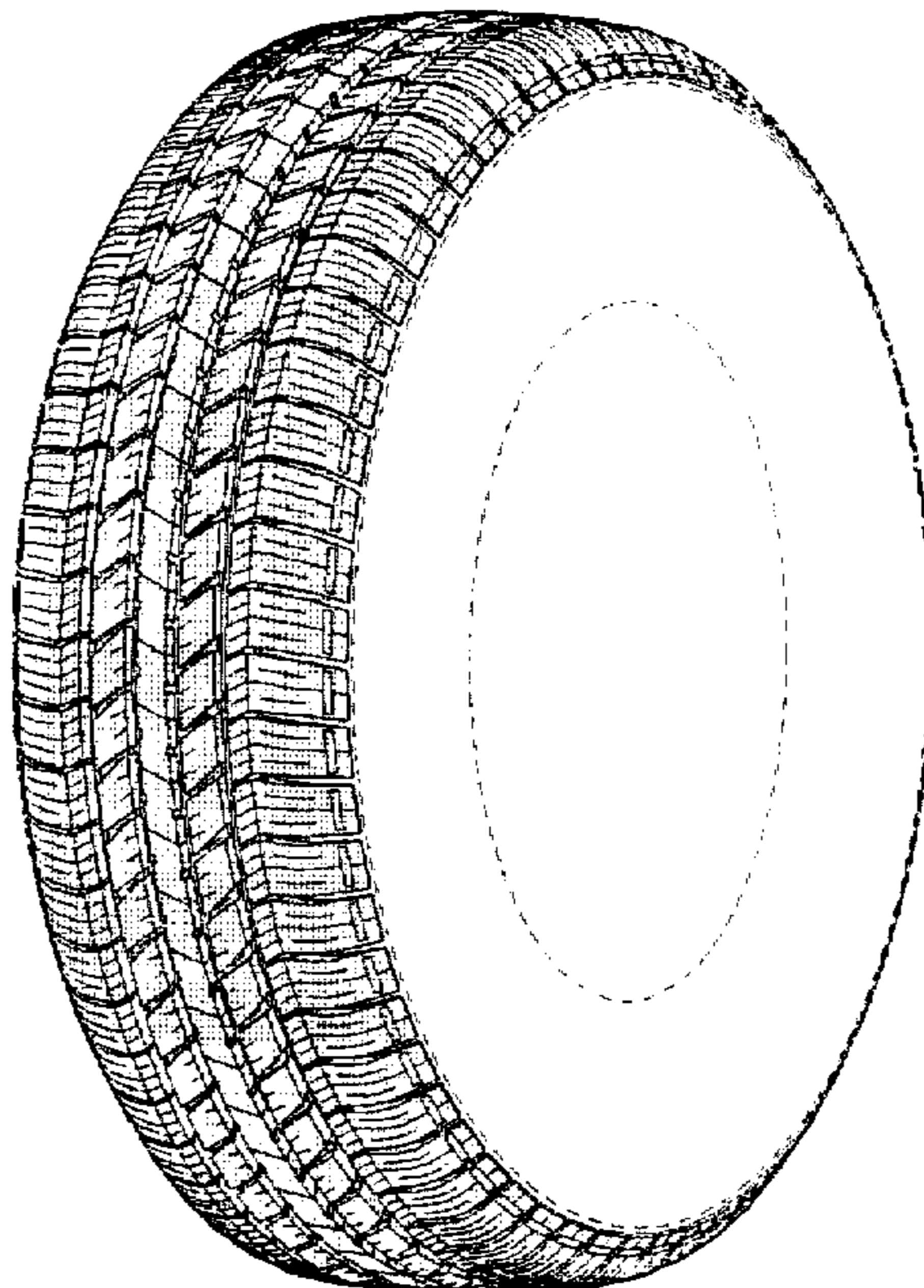
FIG. 2 is a front elevational view thereof;

FIG. 3 is a side elevational view thereof, the opposite side elevational view being identical thereto; and,

FIG. 4 is an enlarged fragmentary front perspective view thereof.

In the drawings, the broken lines defining the inner bead of the sidewall and the peripheral boundary between the tire tread and the sidewall are for illustrative purposes only and form no part of the claimed design.

**1 Claim, 4 Drawing Sheets**



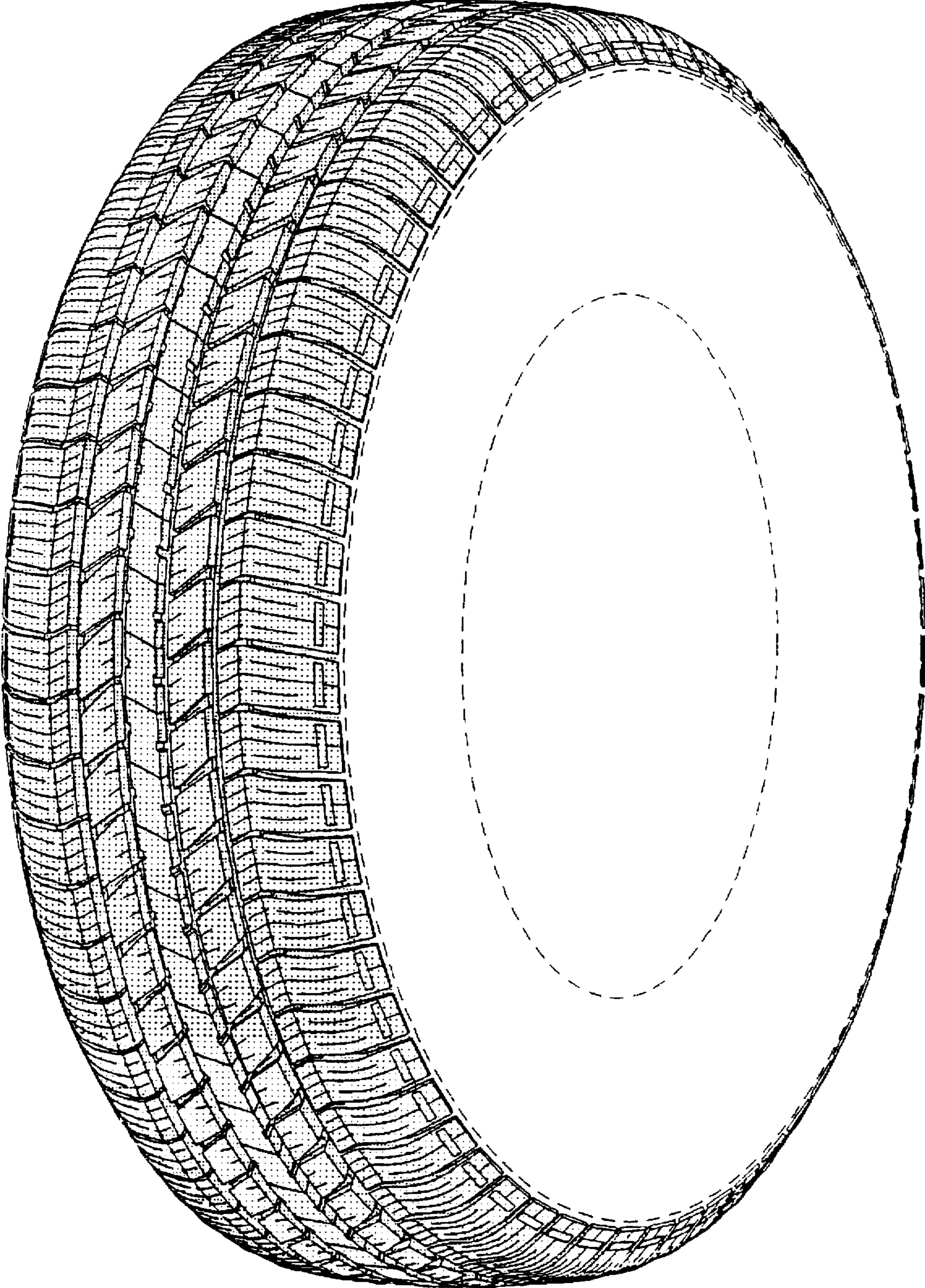


FIG. 1

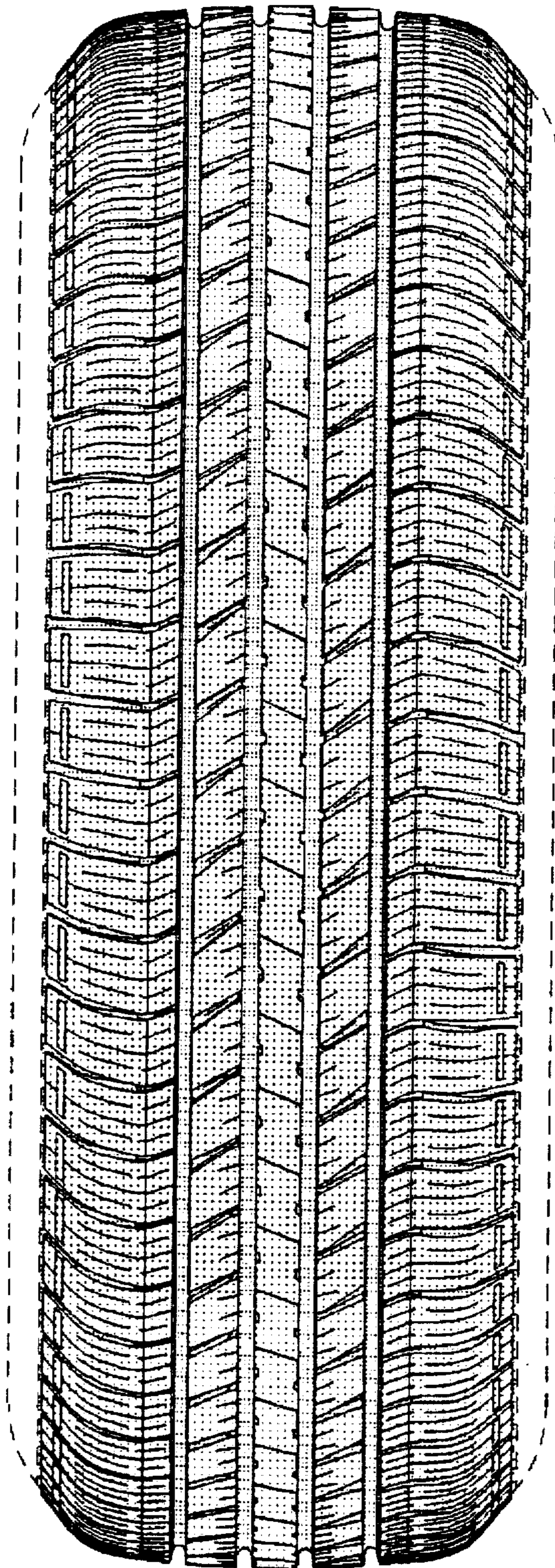


FIG. 2

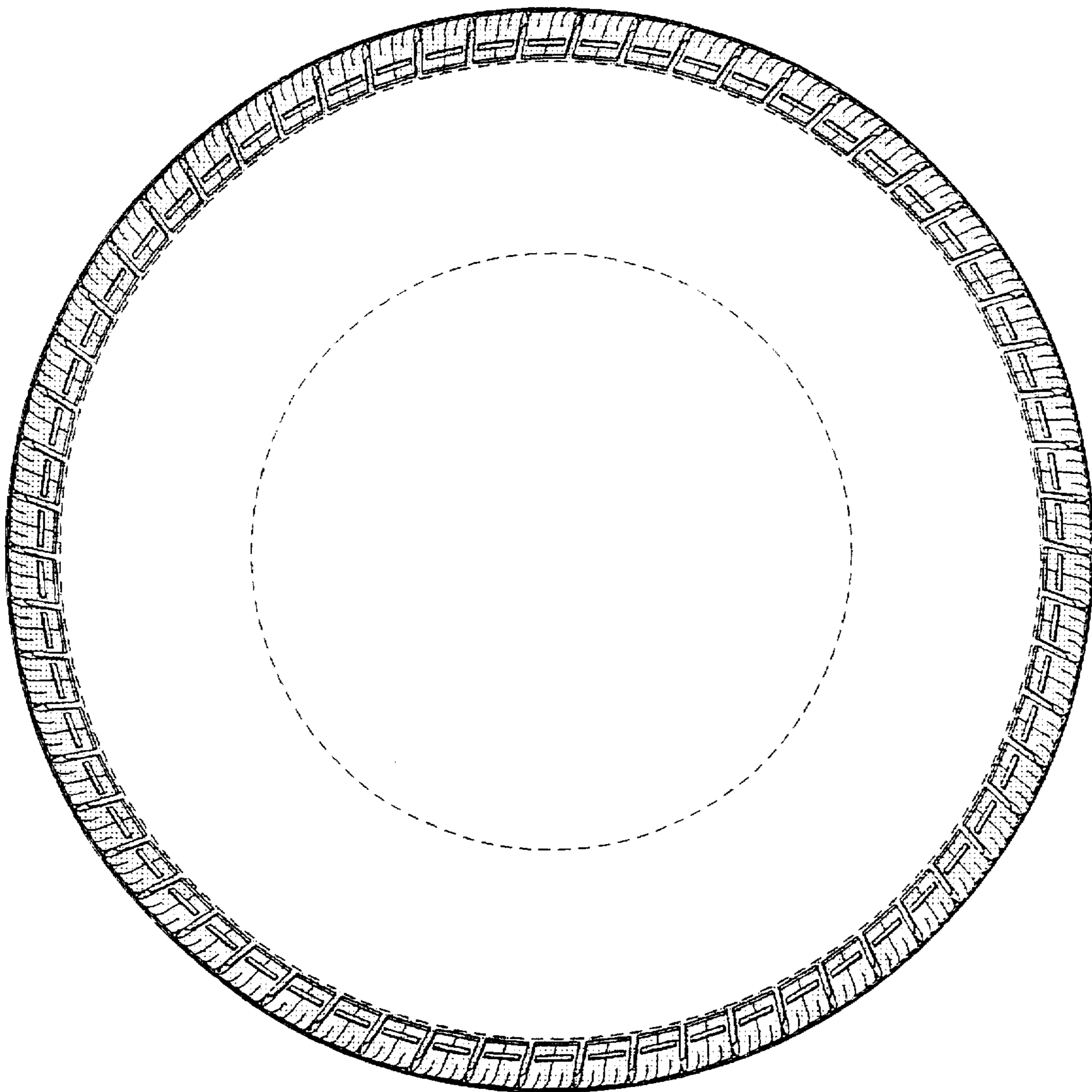


FIG. 3

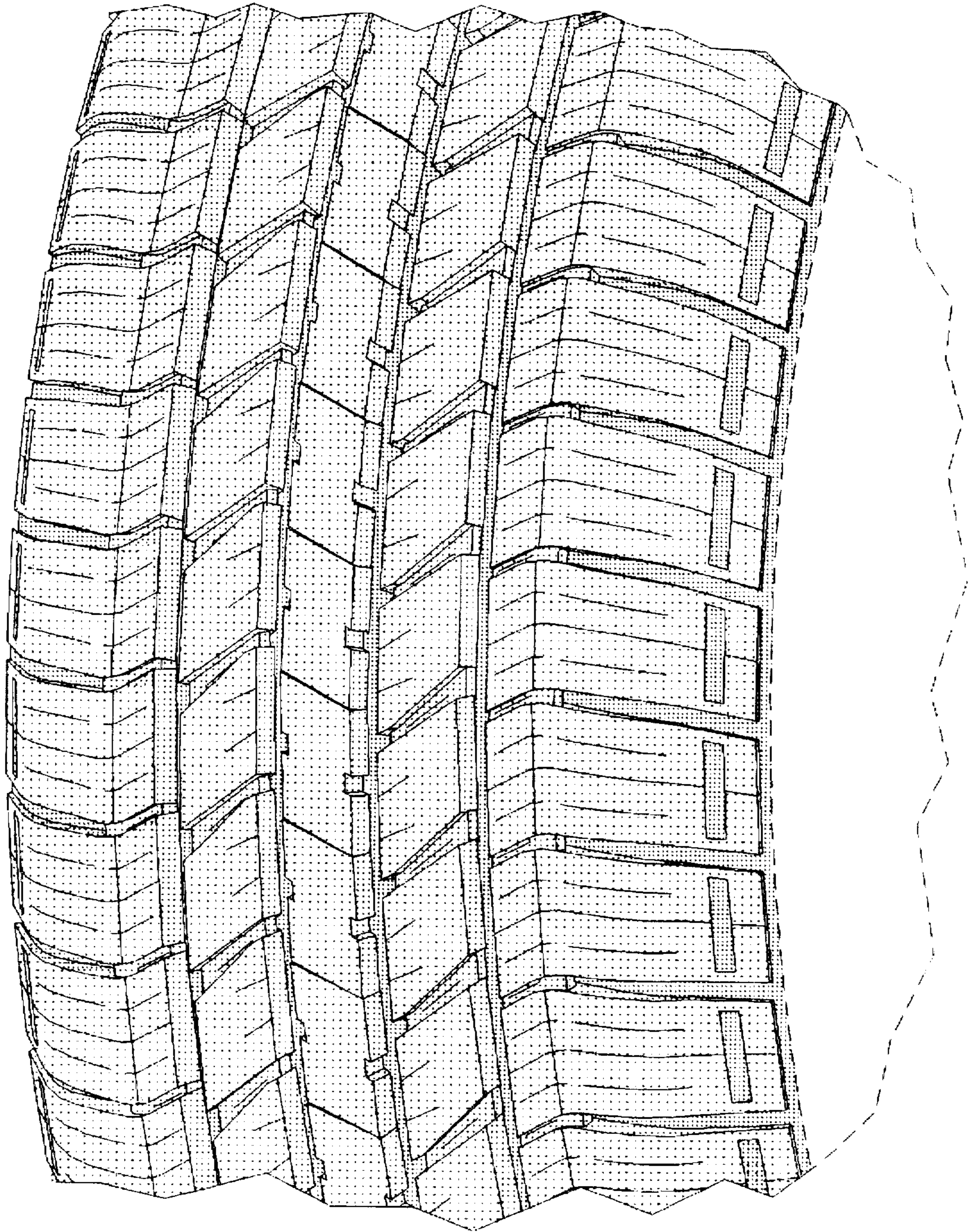


FIG. 4