



US00D386710S

**United States Patent** [19]  
**Pandel**

[11] **Patent Number: Des. 386,710**

[45] **Date of Patent: \*\*Nov. 25, 1997**

[54] **WATCH BRACELET**

[75] **Inventor: Christiane Pandel, Chambesy, Switzerland**

[73] **Assignee: Rolex Watch U.S.A., Inc., New York, N.Y.**

[\*\*] **Term: 14 Years**

[21] **Appl. No.: 57,458**

[22] **Filed: Jul. 25, 1996**

[30] **Foreign Application Priority Data**

Apr. 17, 1996 [CH] Switzerland ..... 123222

[51] **LOC (6) Cl. .... 11-01**

[52] **U.S. Cl. .... D11/24**

[58] **Field of Search .... D11/1-25, 93, D11/94; 59/78, 84; 63/1-43, 900; D10/30, 32, 38, 39**

[56] **References Cited**

**U.S. PATENT DOCUMENTS**

D. 305,509 1/1990 Bulgari ..... D11/17

D. 305,510	1/1990	Bulgari	.....	D11/17
D. 323,790	2/1992	Bulgari	.....	D11/6
D. 324,830	3/1992	Bulgari	.....	D11/3
D. 351,568	10/1994	Pandel	.....	D11/25
D. 372,880	8/1996	Charriol	.....	D11/19
D. 376,545	12/1996	Bulgari	.....	D11/3

*Primary Examiner*—Ralf Seifert  
*Attorney, Agent, or Firm*—Kane, Dalsimer, Sullivan, Kurucz, Levy, Eisele and Richard, LLP

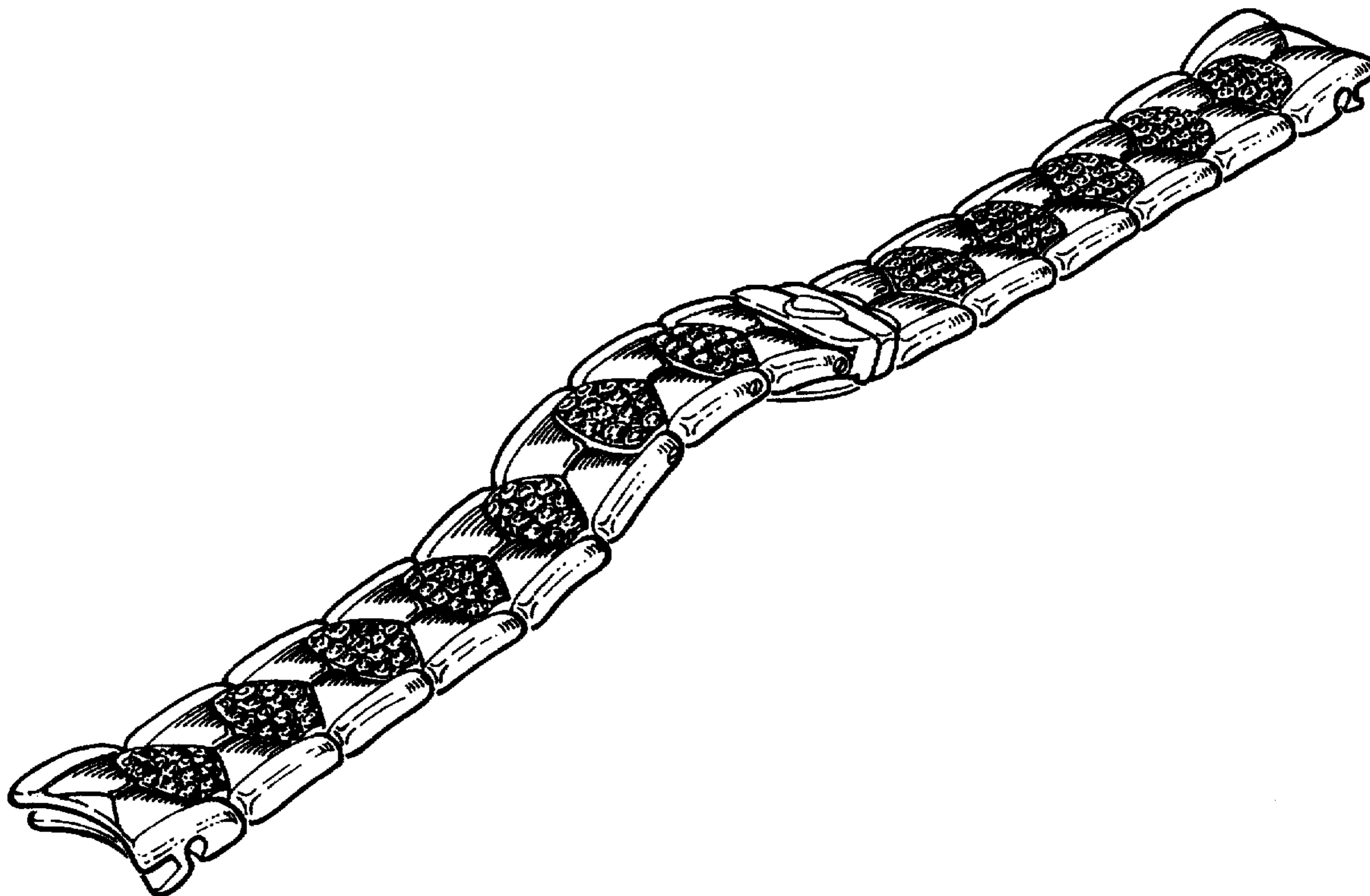
[57] **CLAIM**

The ornamental design for a watch bracelet, as shown and described.

**DESCRIPTION**

FIG. 1 is a perspective view of a watch bracelet showing my new design;  
FIG. 2 is a top plan view thereof;  
FIG. 3 is a bottom plan view thereof;  
FIG. 4 is a plan view of the first side thereof;  
FIG. 5 is a plan view of a second side thereof;  
FIG. 6 is a plan view of a third side thereof; and,  
FIG. 7 is a plan view of a fourth side thereof.

**1 Claim, 3 Drawing Sheets**



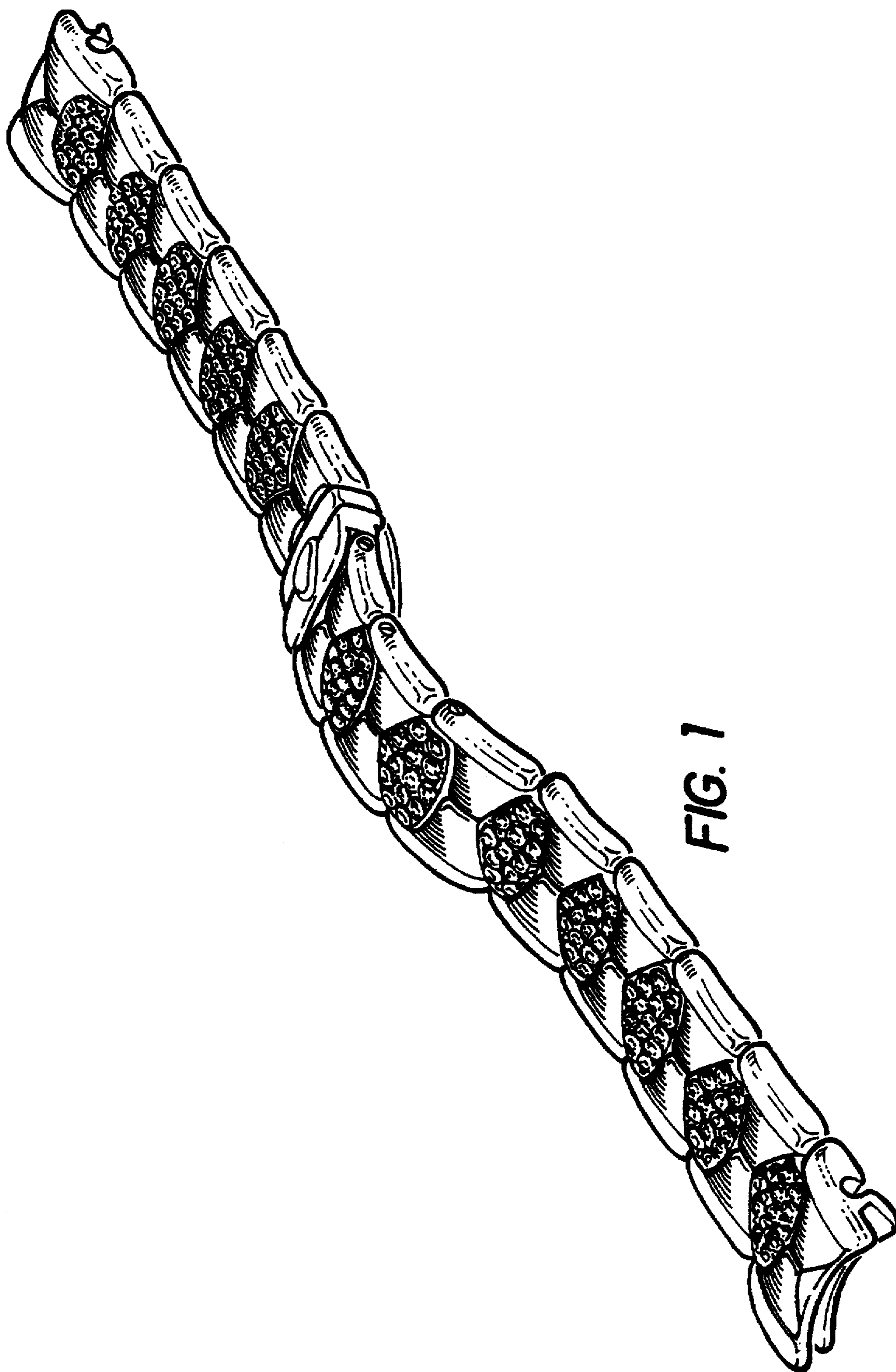


FIG. 1

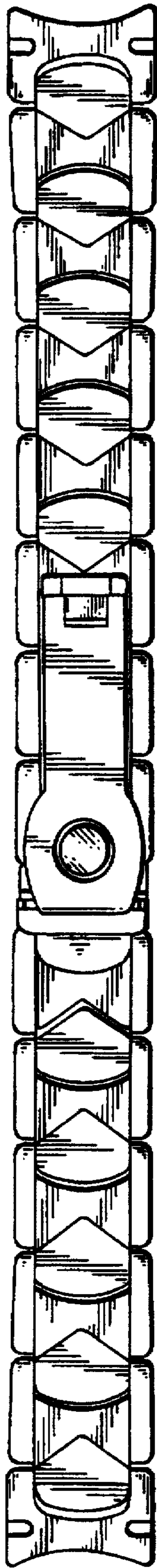


FIG. 3

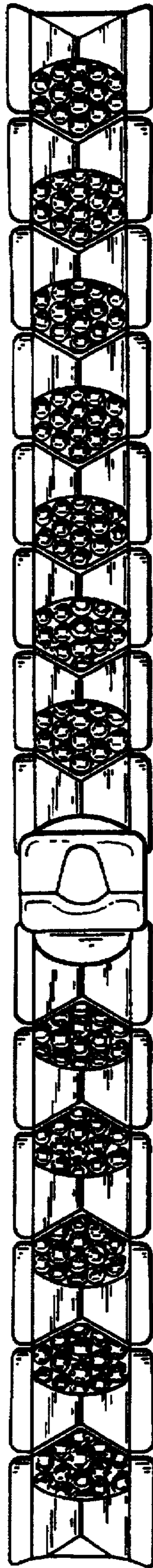


FIG. 2

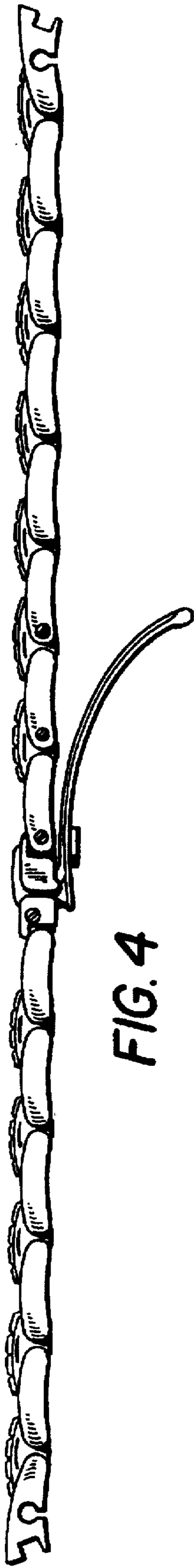


FIG. 4

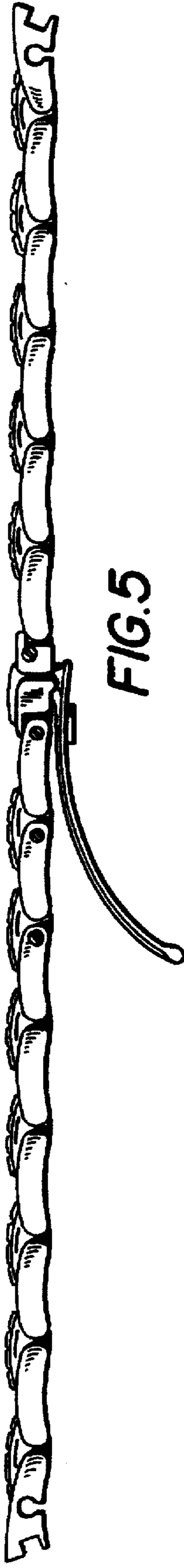


FIG. 5

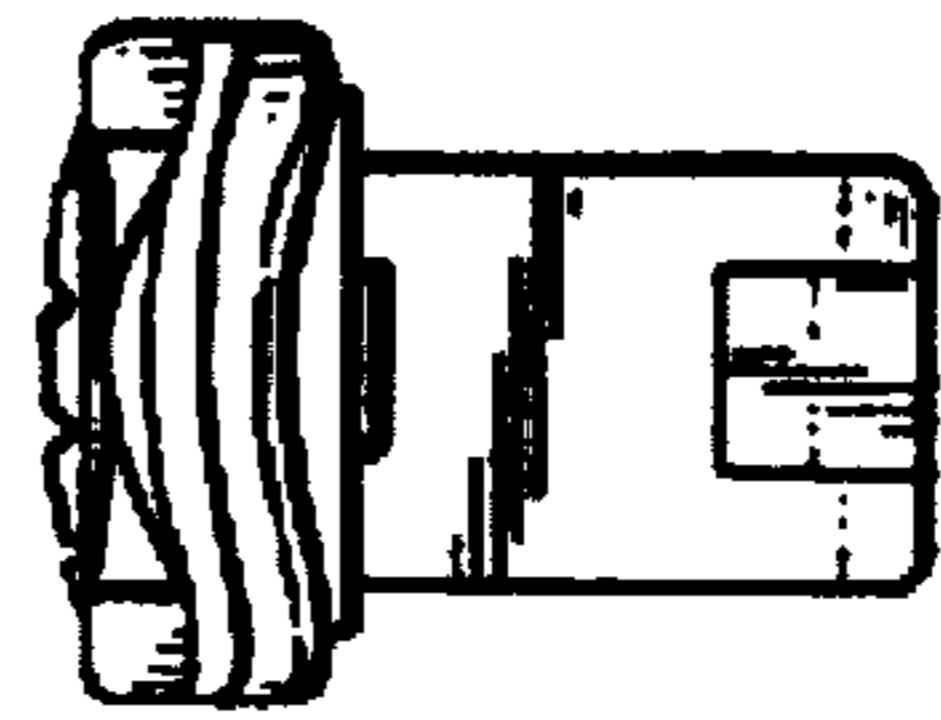


FIG. 6

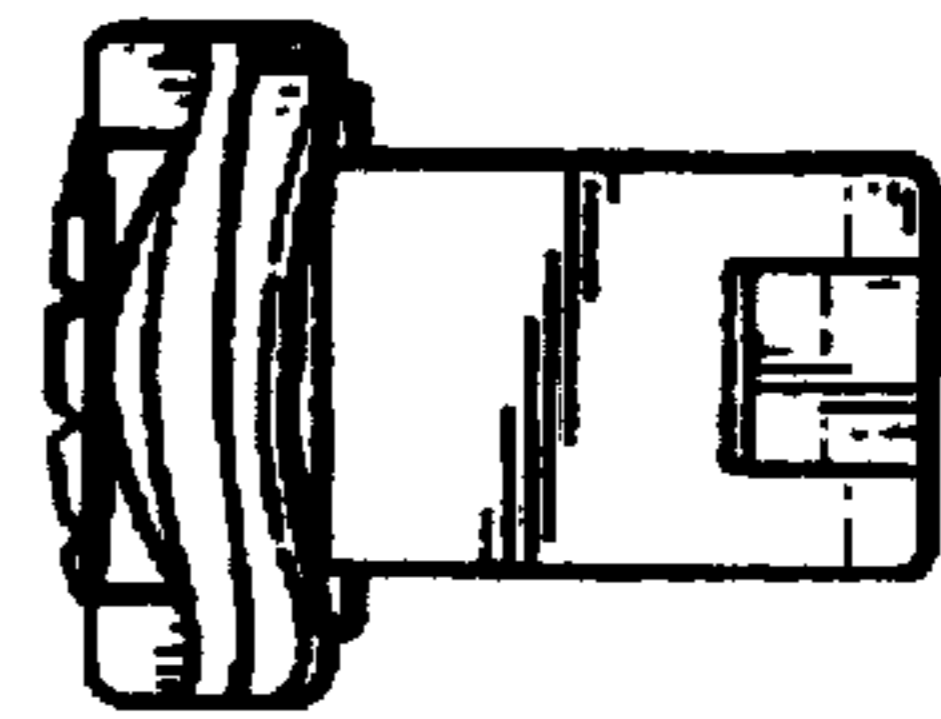


FIG. 7