

US00D386707S

United States Patent [19]

Woo et al.

[11] Patent Number: **Des. 386,707**

[45] Date of Patent: ****Nov. 25, 1997**

[54] BEZEL FOR A WATCH

[75] Inventors: **Moon K. Woo**, Palisades Park, N.J.;
Desmond Fung, Jubilee Garden, Hong Kong
[73] Assignee: **Timex Corporation**, Middlebury, Conn.
[**] Term: **14 Years**

[21] Appl. No.: **54,724**

[22] Filed: **May 20, 1996**

[51] LOC (6) Cl. **10-02**

[52] U.S. Cl. **D10/128; D10/122**

[58] Field of Search **D10/1-40, 122-132;**
368/280-282, 276-277, 285, 294-295

[56] References Cited

U.S. PATENT DOCUMENTS

D. 70,689	7/1926	Kislinger	D10/30
D. 164,832	10/1951	Warren	D10/39
D. 351,559	10/1994	Helley	D10/39
D. 364,572	11/1995	Goto	D10/39

FOREIGN PATENT DOCUMENTS

029479	2/1994	WIPO	D10/39
--------	--------	------	-------	--------

OTHER PUBLICATIONS

Swiss Watch & Jewelry Journal—Feb. 1989—p.469—Watches.
European Jeweler—Oct. 1966—p. 1009—Watch (Bezel) at bottom.
European Jeweler—Aug. 1977—p.54—Watch (Bezel at bottom-right).

Primary Examiner—Nelson C. Holtje
Attorney, Agent, or Firm—Paul R. Juhasz

[57] CLAIM

The ornamental design for a “bezel for a watch”, as shown and described.

DESCRIPTION

FIG. 1 is a perspective elevational view of a “bezel for a watch”;
FIG. 2 is a top plan view thereof;
FIG. 3 is a bottom plan view thereof; and,
FIG. 4 is a side elevational view thereof; the opposite side being a mirror image is not shown.

1 Claim, 1 Drawing Sheet




FIG. 1

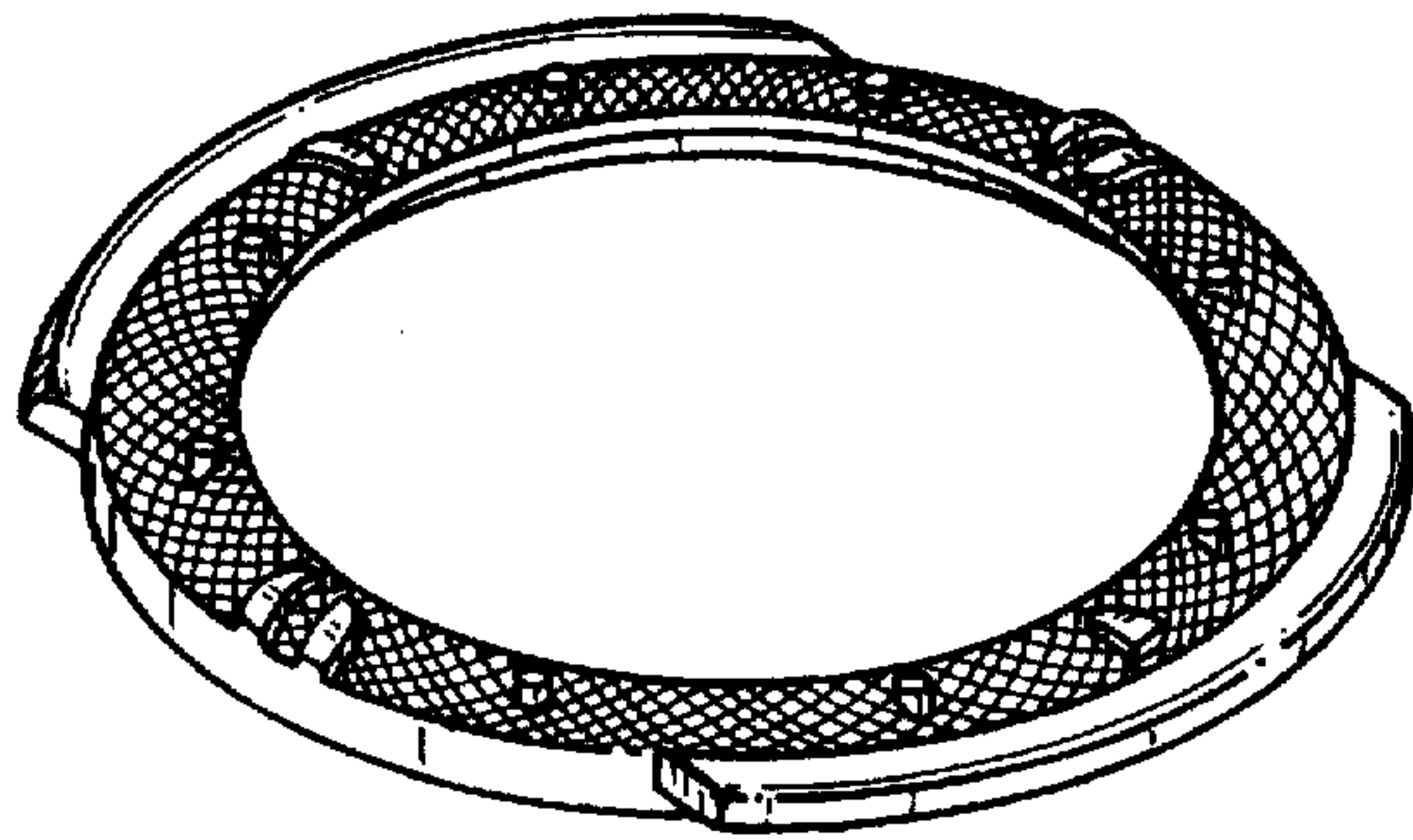


FIG. 2




FIG. 3

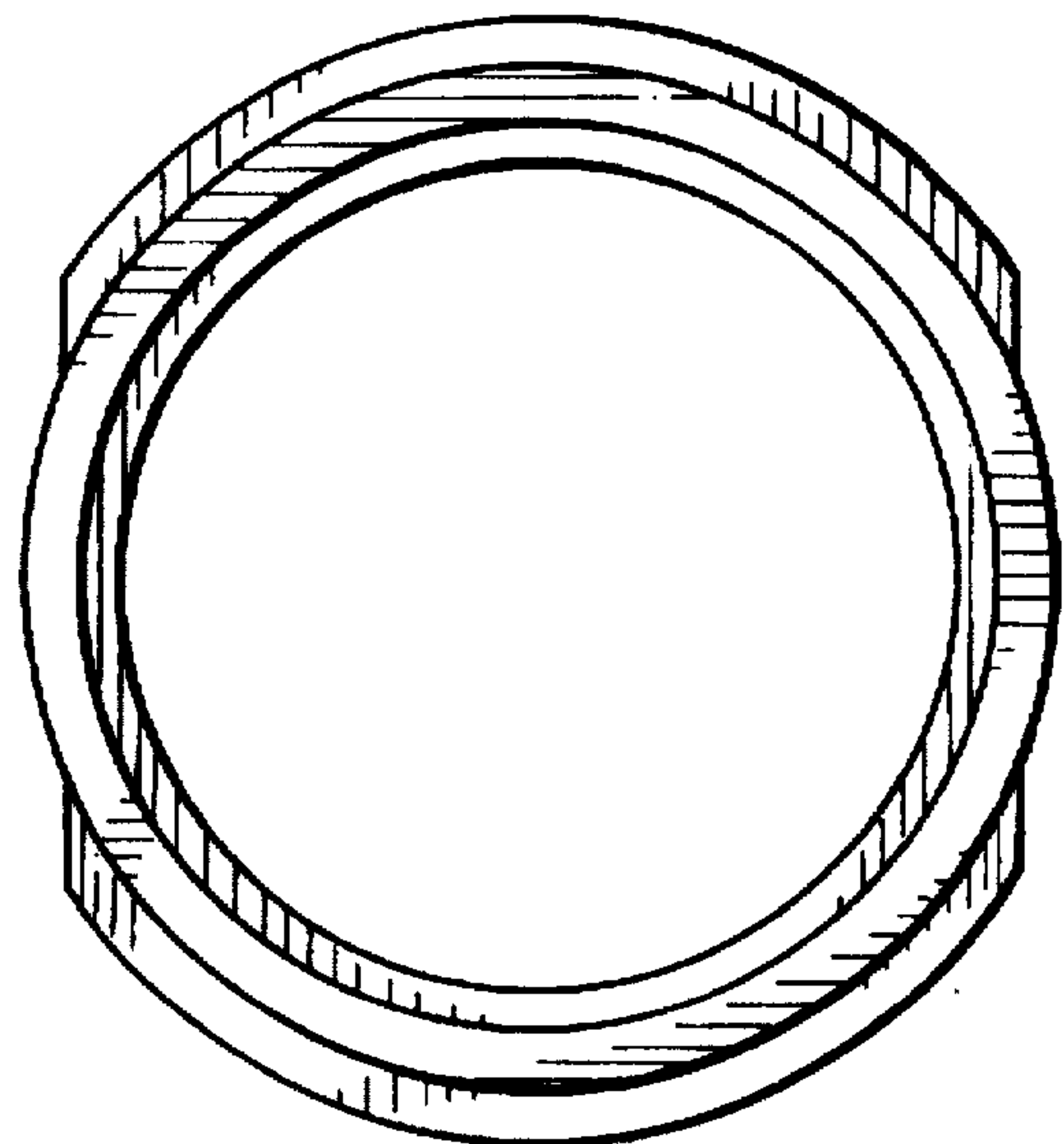


FIG. 4

