



US00D386703S

**United States Patent** [19]  
**Nowak**

[11] **Patent Number: Des. 386,703**

[45] **Date of Patent: \*\*Nov. 25, 1997**

[54] **BABY MONITOR RECEIVER**

[75] **Inventor: Ralph M. Nowak, Marblehead, Mass.**

[73] **Assignee: The First Years Inc., Avon, Mass.**

[\*\*] **Term: 14 Years**

[21] **Appl. No.: 61,512**

[22] **Filed: Oct. 25, 1996**

[51] **LOC (6) Cl. .... 10-05**

[52] **U.S. Cl. .... D10/104; D14/137; D14/159**

[58] **Field of Search .... D14/126, 137,  
D14/159; D10/104, 106, 116, 121; 340/345,  
348, 349, 351, 354, 371, 372, 373, 571,  
572, 573**

[56] **References Cited**

**U.S. PATENT DOCUMENTS**

D. 345,314 3/1994 Chandra ..... D10/106

D. 346,756 5/1994 Grasso ..... D10/106

D. 348,879 7/1994 Shuler ..... D14/159

D. 371,781 7/1996 Nowak et al. .... D14/159

*Primary Examiner*—Marcus A. Jackson  
*Attorney, Agent, or Firm*—Fish & Richardson P.C.

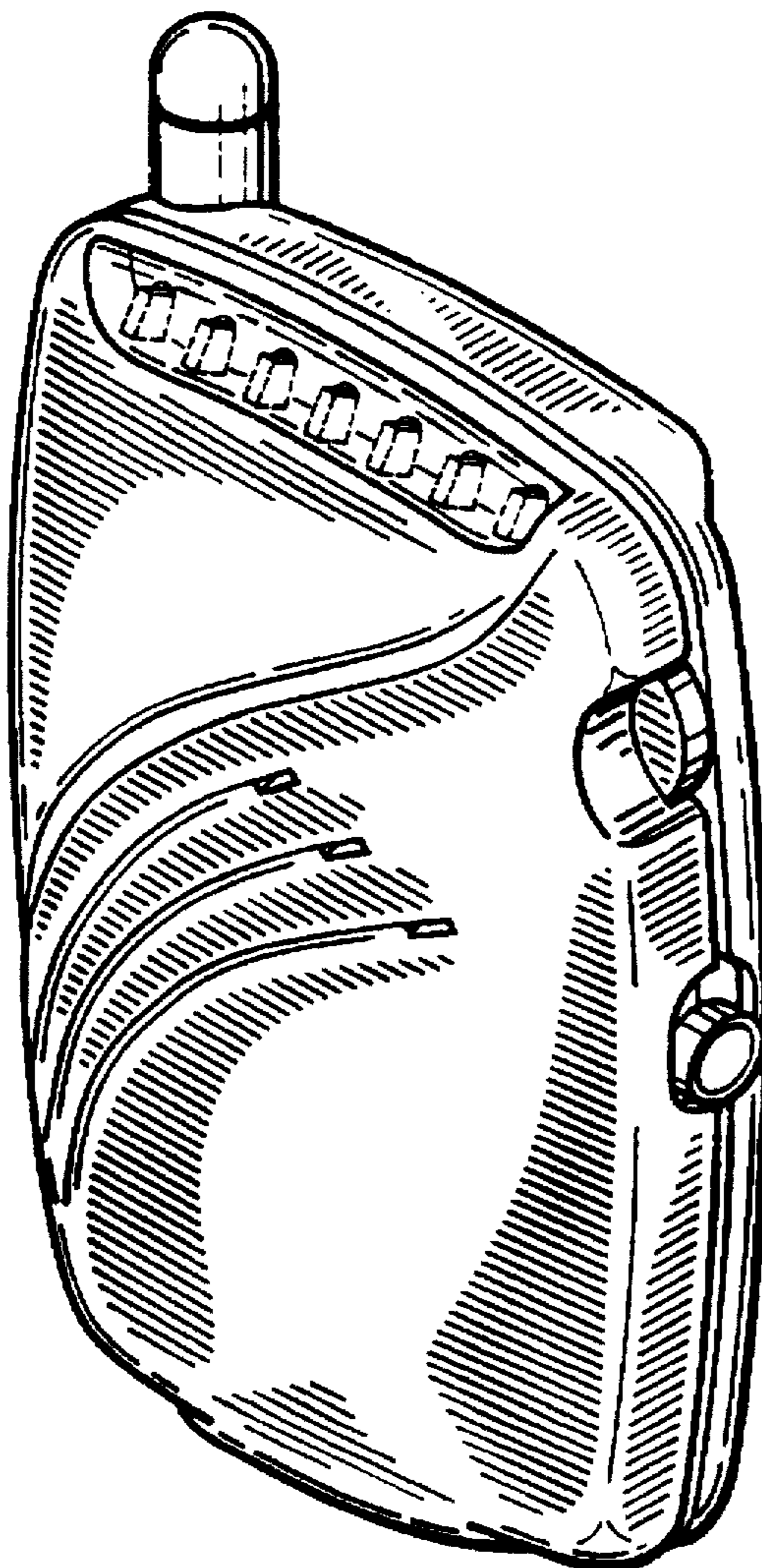
[57] **CLAIM**

The ornamental design for a baby monitor receiver, as shown and described.

**DESCRIPTION**

FIG. 1 is a perspective view of a baby monitor receiver showing the new design;  
FIG. 2 is a front elevation view thereof;  
FIG. 3 is a rear elevation view thereof;  
FIG. 4 is a side elevation view thereof;  
FIG. 5 is a side elevation view thereof, opposite that shown in FIG. 4;  
FIG. 6 is a top plan view thereof; and,  
FIG. 7 is a bottom plan view thereof.

**1 Claim, 3 Drawing Sheets**



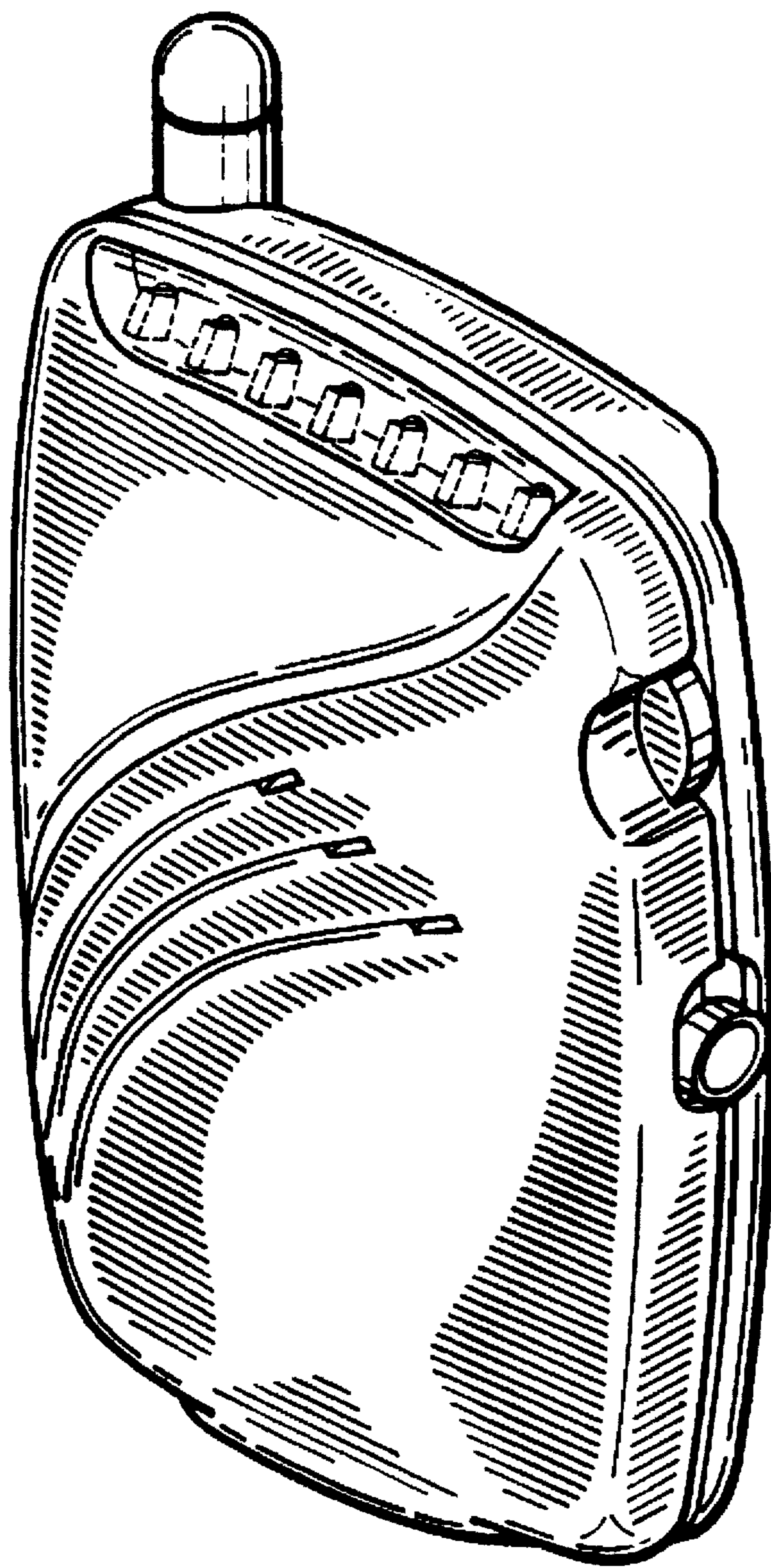


FIG. 1

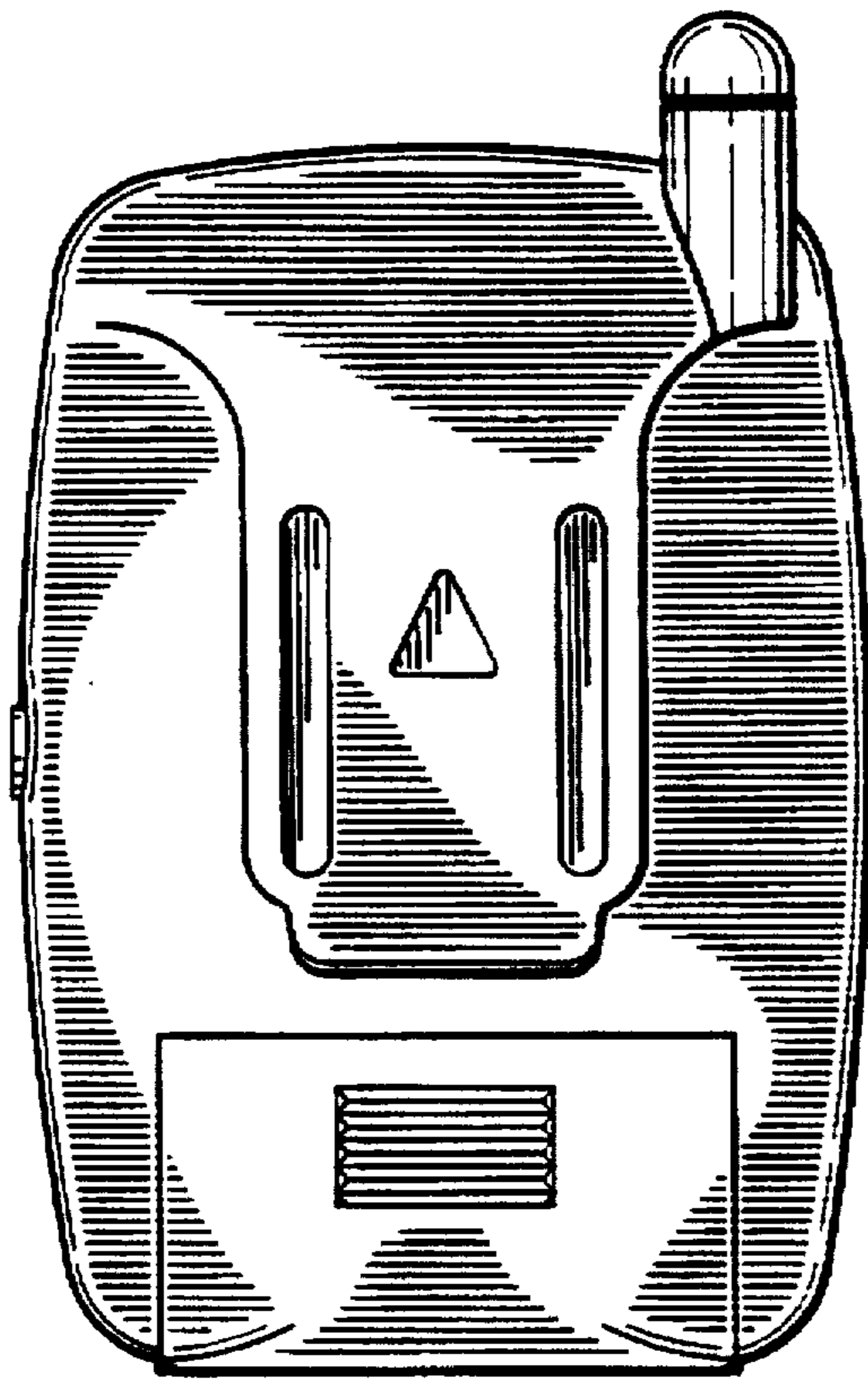


FIG. 3




FIG. 2

FIG. 4




FIG. 5





FIG. 6

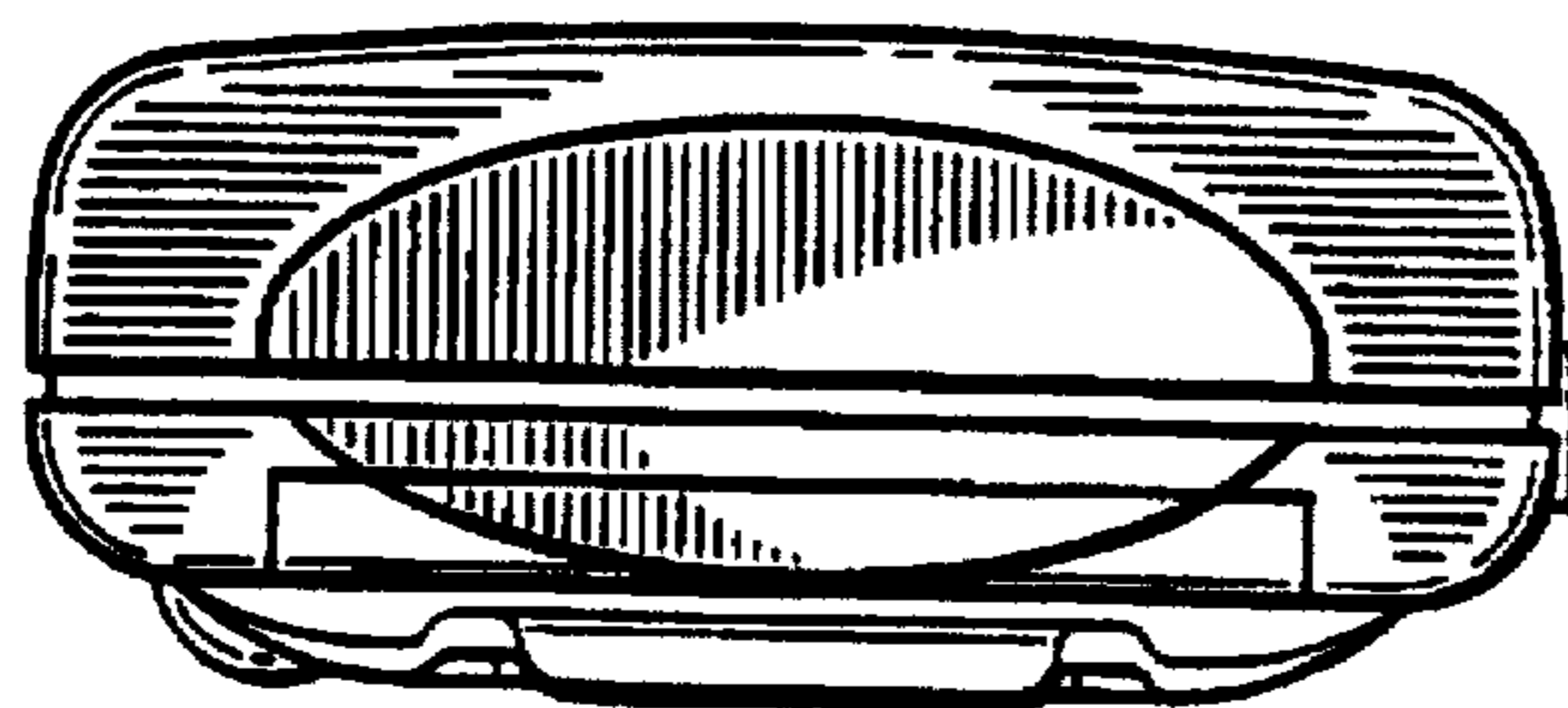


FIG. 7