

US00D386698S

**United States Patent** [19]  
**Giardiello**

[11] **Patent Number: Des. 386,698**

[45] **Date of Patent: \*\*Nov. 25, 1997**

[54] **WATCH**

[75] **Inventor: Barbara Giardiello, Naples, Italy**

[73] **Assignee: Arttime SA, Neuchatel, Switzerland**

[\*\*] **Term: 14 Years**

[21] **Appl. No.: 55,997**

[22] **Filed: Jun. 19, 1996**

[30] **Foreign Application Priority Data**

Dec. 22, 1995 [WO] WIPO ..... DMA/003186

[51] **LOC (6) Cl. .... 10-02**

[52] **U.S. Cl. .... D10/39; D10/30**

[58] **Field of Search .... D10/1-40, 122-132;  
368/280-282, 276, 277, 285**

[56] **References Cited**

**U.S. PATENT DOCUMENTS**

- D. 327,851 7/1992 Besson ..... D10/39
- D. 356,042 3/1995 Nakaishi ..... D10/39
- D. 361,528 8/1995 Hayashi ..... D10/39
- 4,972,393 11/1990 Sase ..... D10/39 X

**OTHER PUBLICATIONS**

*Best Catalog Watch* at top-left.

*Swiss Watch & Jewelry Journal* -Apr. 1988 -p. 550 -watch at center.

*Primary Examiner*—Nelson C. Holtje

*Attorney, Agent, or Firm*—Sughrue, Mion, Zinn, Macpeak & Seas

[57] **CLAIM**

The ornamental design for a watch, as shown.

**DESCRIPTION**

FIG. 1 is a perspective view of the top and one side of a watch showing my new design;  
 FIG. 2 is a top plan view thereof;  
 FIG. 3 is a bottom plan view thereof;  
 FIG. 4 is a side elevational view of one side thereof;  
 FIG. 5 is a side elevational view of an opposite side thereof;  
 FIG. 6 is an end elevational view of one end thereof; and,  
 FIG. 7 is an end elevational view of an opposite end thereof.

**1 Claim, 4 Drawing Sheets**



FIG. 1




FIG. 2



FIG. 3




FIG. 4




FIG. 5




FIG. 6




FIG. 7

