



US00D386693S

**United States Patent** [19]  
**Riley**

[11] **Patent Number: Des. 386,693**

[45] **Date of Patent: \*\*Nov. 25, 1997**

[54] **CASING FOR A WATCH**

[75] **Inventor: Judith Reichel Riley**, Goshen, Conn.  
[73] **Assignee: Timex Corporation**, Middlebury, Conn.  
[\*\*] **Term: 14 Years**

[21] **Appl. No.: 55,814**  
[22] **Filed: May 3, 1996**

[51] **LOC (6) Cl. .... 10-02**  
[52] **U.S. Cl. .... D10/30; D10/39**  
[58] **Field of Search .... D10/1-40, 122-132;**  
**368/280-282, 276-277, 285**

[56] **References Cited**

**U.S. PATENT DOCUMENTS**

D. 315,104 3/1991 Sugano ..... D10/30  
D. 327,443 6/1992 Sugita ..... D10/38  
D. 327,444 6/1992 Murakami ..... D10/39

**OTHER PUBLICATIONS**

*Jeweler's Circular-Keystone*-Jul. 1984 p. 206-Watch.  
*Swiss Watch Jewelry Journal*-Mar. 1976-p. 331-Watch #21  
at top right.

*Primary Examiner*-Nelson C. Holtje  
*Attorney, Agent, or Firm*-Paul R. Juhasz

[57] **CLAIM**

The ornamental design for a "casing for a watch", as shown and described.

**DESCRIPTION**

FIG. 1 is a perspective elevational view of a "casing for a watch";

FIG. 2 is a top plan view thereof;



FIG. 3 is a left side elevational view thereof;

FIG. 4 is a right side elevational view thereof;

FIG. 5 is an end elevational view thereof; the opposite end being a mirror image is not shown; and,

FIG. 6 is a bottom plan view thereof.

**1 Claim, 1 Drawing Sheet**






FIG. 1




FIG. 2




FIG. 3




FIG. 4




FIG. 5




FIG. 6