



US00D386679S

United States Patent [19] Beaver

[11] Patent Number: **Des. 386,679**

[45] Date of Patent: ****Nov. 25, 1997**

[54] CONTAINER

3,467,269	9/1969	Newton	215/6
4,240,566	12/1980	Bergman	215/6
4,974,756	12/1990	Pearson et al.	222/145.1

[75] Inventor: **Ted L. Beaver, Roselle, Ill.**

[73] Assignee: **Continental Plastic Containers, Inc., Norwalk, Conn.**

Primary Examiner—Lucy Lieberman
Attorney, Agent, or Firm—Eugene F. Friedman

[**] Term: **14 Years**

[57] **CLAIM**

[21] Appl. No.: **47,127**

The ornamental design for a container, as shown and described.

[22] Filed: **Nov. 27, 1995**

DESCRIPTION

[51] LOC (6) Cl. **09-01**

FIG. 1 is a top, left side, front isometric view of a container showing the new design;

[52] U.S. Cl. **D9/341; D9/558**

FIG. 2 is a top plan view thereof;

[58] Field of Search D9/524, 341, 347, D9/500, 503, 504, 558, 556, 569; 215/6, 10, 382; 222/145.1

FIG. 3 is a front elevational view thereof;

FIG. 4 is a left side elevational view thereof; and,

FIG. 5 is a bottom plan view thereof.

[56] **References Cited**

The right side of the body, partially seen in FIG. 3, forms a mirror image of the left side seen in FIG. 4. The portion of the finish, or neck, not seen in the figures forms no part of the claimed design.

U.S. PATENT DOCUMENTS

D. 214,549	7/1969	Ledewitz	D9/341
D. 264,939	6/1982	Stock	D9/503 X
2,313,031	3/1943	Parkhurst	215/382
3,269,389	8/1966	Meurer et al.	215/6

1 Claim, 1 Drawing Sheet




FIG. 5

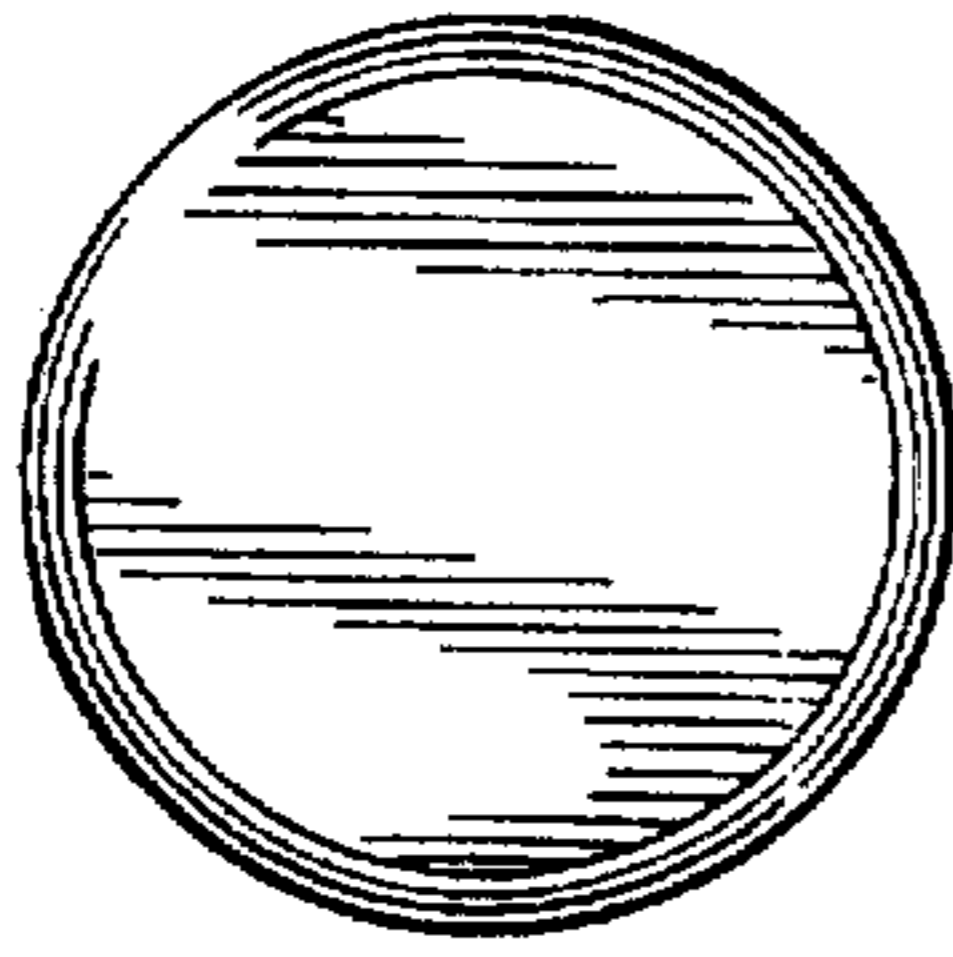


FIG. 2

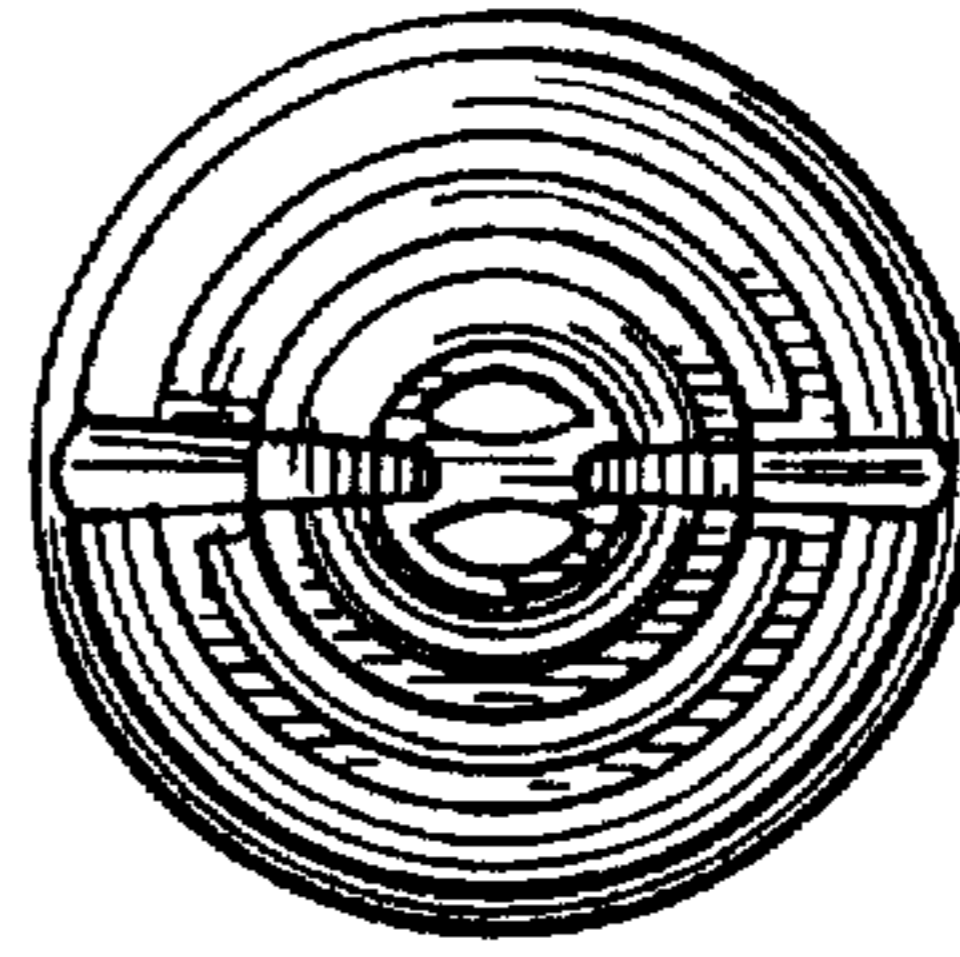


FIG. 1

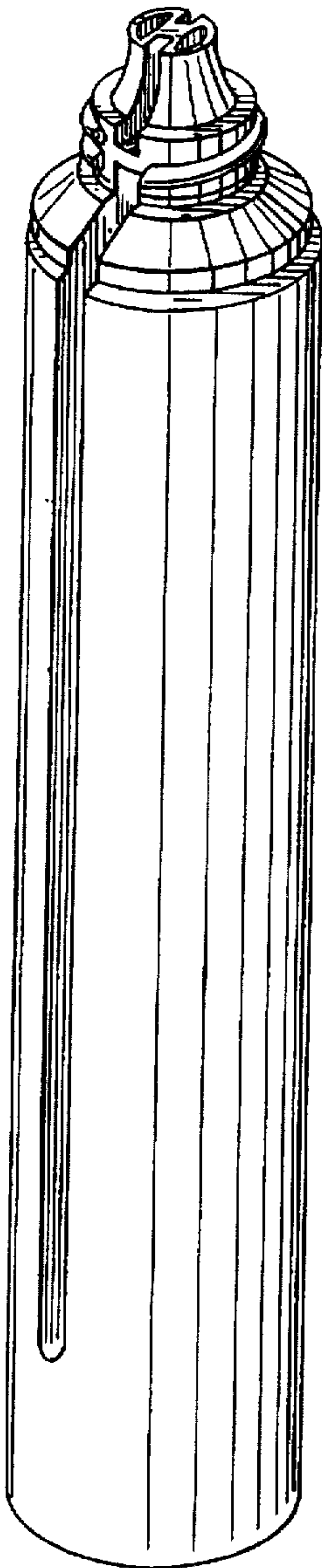


FIG. 4

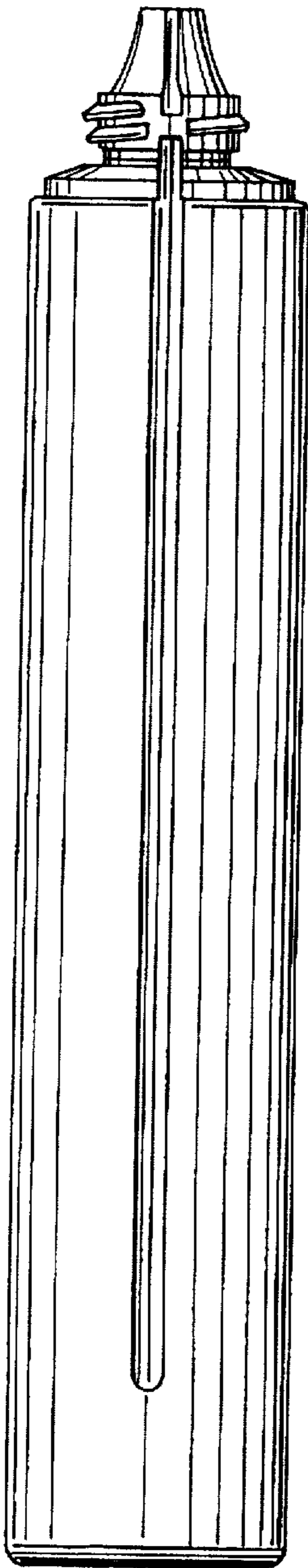


FIG. 3

