



US00D386668S

United States Patent [19]
Klein et al.

[11] **Patent Number: Des. 386,668**
[45] **Date of Patent: **Nov. 25, 1997**

[54] **CLOTHES HANGER**

[75] **Inventors: Richard B. Klein, Overland Park;
Chris Serslev, Leawood, both of Kans.**

[73] **Assignee: Lynk, Inc., Shawnee Mission, Kans.**

[**] **Term: 14 Years**

[21] **Appl. No.: 47,145**

[22] **Filed: Nov. 28, 1995**

[51] **LOC (6) Cl. 08-05**

[52] **U.S. Cl. D8/376**

[58] **Field of Search D8/380, 381, 376,
D8/367; D6/320; 211/60.1, 89, 123-124**

[56] **References Cited**

U.S. PATENT DOCUMENTS

D. 274,025	5/1984	Dobbs, III	D6/329	X
D. 289,257	4/1987	Smith	D8/376	
D. 322,361	12/1991	Goodman et al.	D8/367	X
D. 343,112	1/1994	Corbin	D8/367	
1,674,359	6/1928	Frey	.		
2,620,929	12/1952	Sportsman	.		
3,171,542	3/1965	Jacobs	.		

3,391,793	7/1968	Streuli	.		
3,999,734	12/1976	Gibson et al.	.		
4,245,746	1/1981	Aylor	.		
5,035,332	7/1991	Stravitz	.		
5,082,125	1/1992	Ninni	.		
5,172,816	12/1992	Kline	.		
5,351,842	10/1994	Remmers	211/123	X

Primary Examiner—Holly Baynham
Attorney, Agent, or Firm—Kokjer, Kircher, Bowman & Johnson

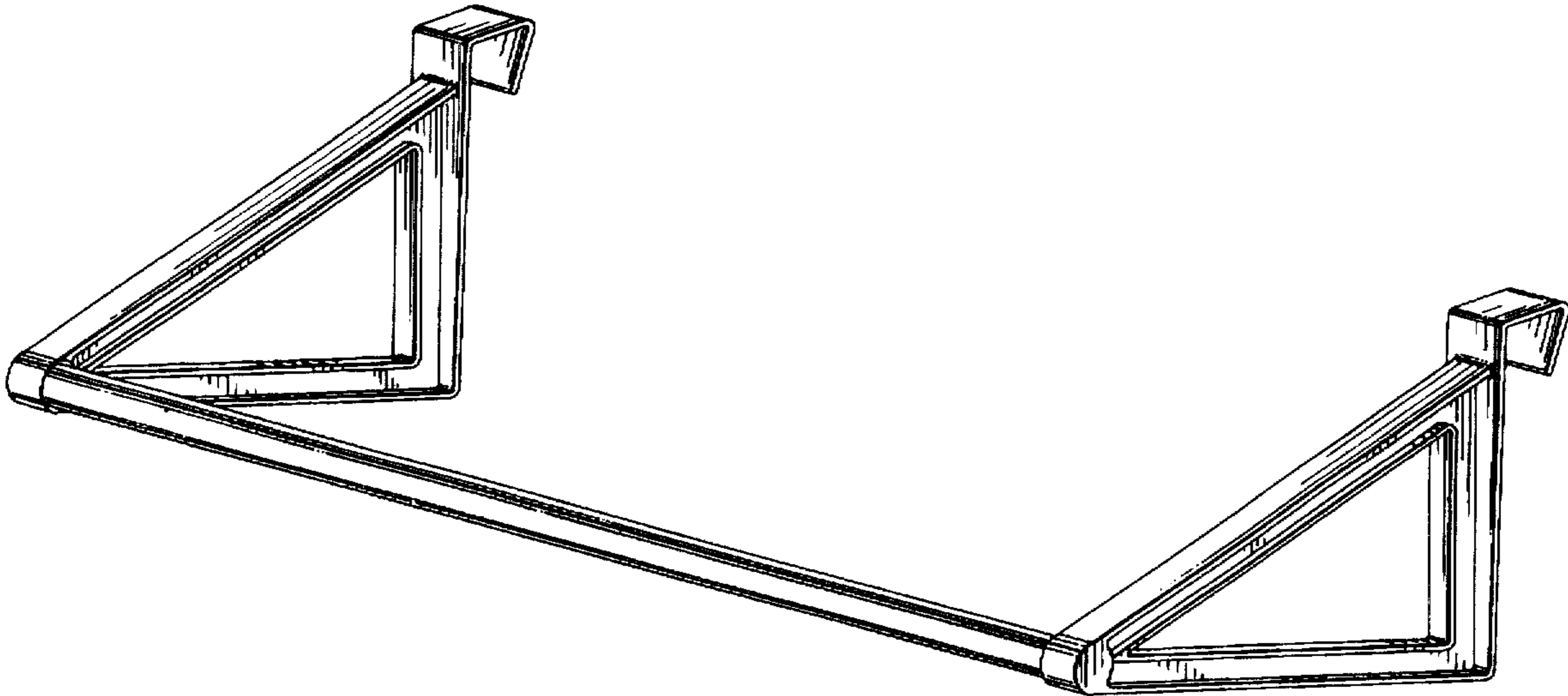
[57] **CLAIM**

The ornamental design for a clothes hanger, as shown and described.

DESCRIPTION

FIG. 1 is a right frontal perspective view of a clothes hanger in accordance to the present invention;
FIG. 2 is a front elevational view thereof;
FIG. 3 is a right end elevational view thereof, with the opposite end being a mirror image thereof;
FIG. 4 is a rear elevational view thereof;
FIG. 5 is a top plan view thereof; and,
FIG. 6 is a bottom plan view thereof.

1 Claim, 2 Drawing Sheets



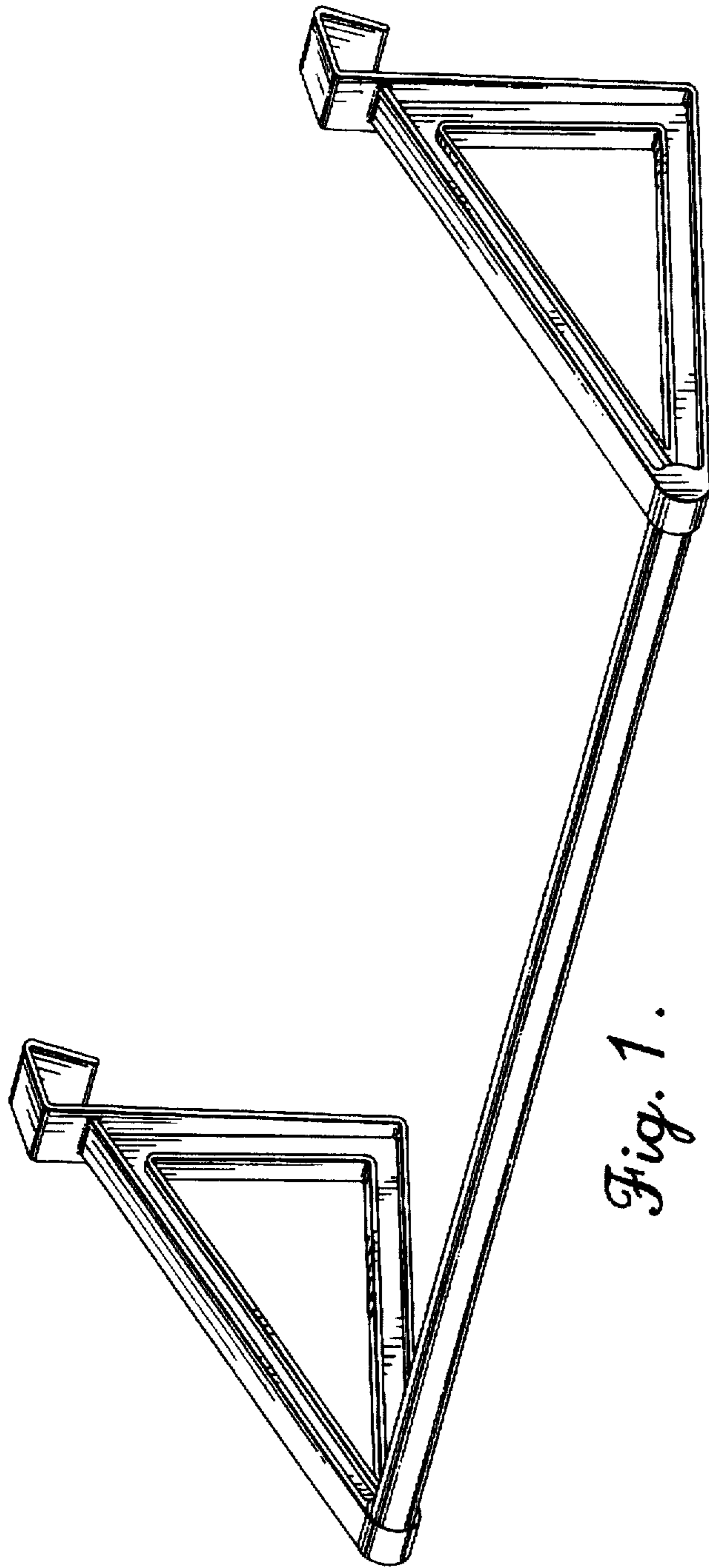


Fig. 1.

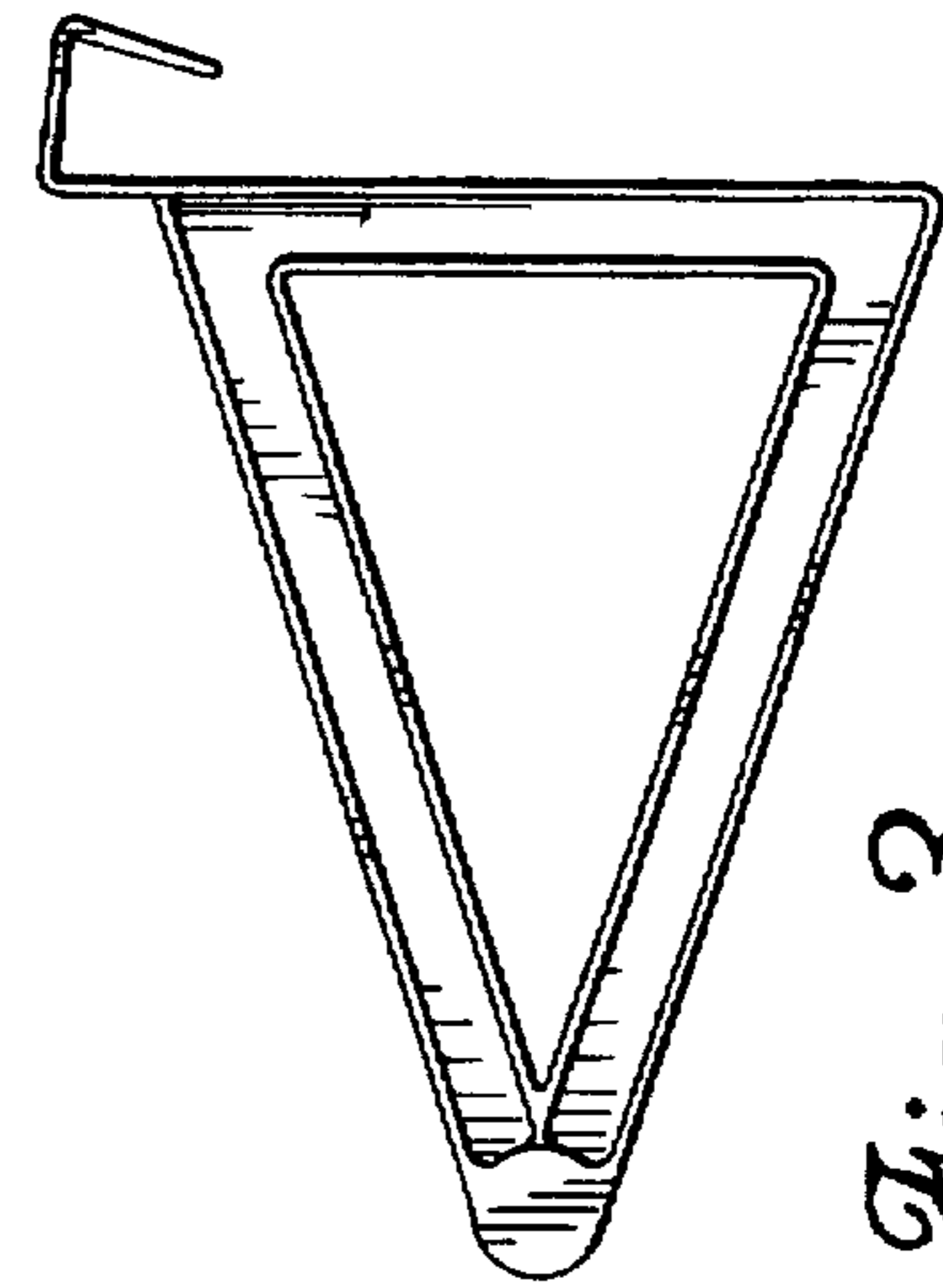


Fig. 3.



Fig. 2.

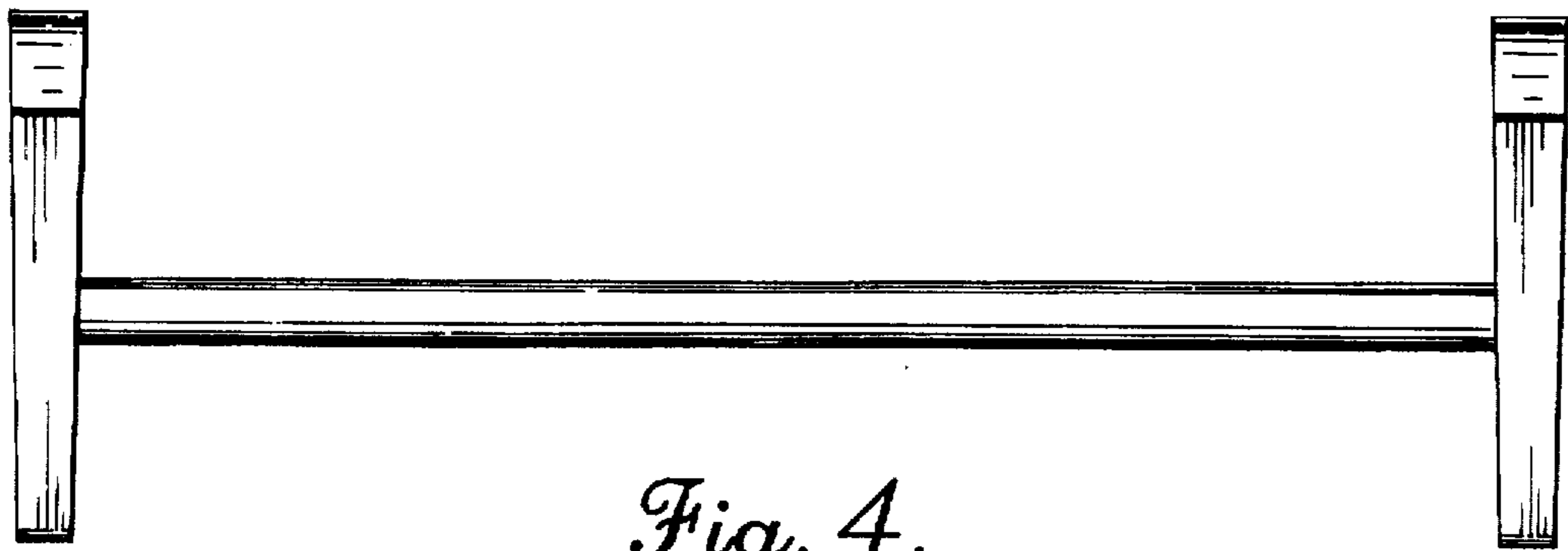


Fig. 4.



Fig. 5.




Fig. 6.