



US00D386664S

United States Patent [19] Glesser

[11] Patent Number: Des. 386,664

[45] Date of Patent: **Nov. 25, 1997

[54] **KNIFE GRIP**

[75] Inventor: Louis S. Glesser, Golden, Colo.

[73] Assignee: Spyderco, Inc., Golden, Colo.

[**] Term: 14 Years

[21] Appl. No.: 53,738

[22] Filed: Apr. 29, 1996

[51] LOC (6) Cl. 08-03

[52] U.S. Cl. D8/99

[58] Field of Search D8/98, 99, 107;
D22/118; 30/151, 152, 153, 154, 155, 156,
158, 159, 160, 161, 162

[56] **References Cited**

U.S. PATENT DOCUMENTS

D. 280,287	8/1985	Collins	D8/98
D. 333,251	2/1993	Glesser	D8/99
D. 344,006	2/1994	Glesser	D8/98
D. 347,375	5/1994	Sakai	D8/99
D. 348,599	7/1994	Sakai	D8/99
D. 371,288	7/1996	Thompson	D8/99
D. 373,296	9/1996	Thompson	D8/99
D. 373,716	9/1996	Keys et al.	D8/99
5,060,379	10/1991	Neely	30/157
5,400,509	3/1995	Collins	30/155
5,495,673	3/1996	Gardiner et al.	30/155

OTHER PUBLICATIONS

Atlanta Cutlery Catalog, 1995, pp. 20 & 21, Al Mar Knives.
Smokey Mtn Knives Catalog, 1995, p. 22, Sog Knives.
Smokey Mtn Knives Catalog, 1995, pp. 32, Gerber Knives.

Primary Examiner—Philip S. Hyder

Attorney, Agent, or Firm—Sheridan Ross, P.C.

[57] **CLAIM**

The ornamental design for a knife grip, as shown and described.

DESCRIPTION

FIG. 1 is a rear elevational view of a knife grip showing my new design;

FIG. 2 is a top plan view of the knife grip illustrated in FIG. 1;

FIG. 3 is a front elevational view of the knife grip illustrated in FIG. 1;

FIG. 4 is a bottom plan view of the knife grip illustrated in FIG. 1;

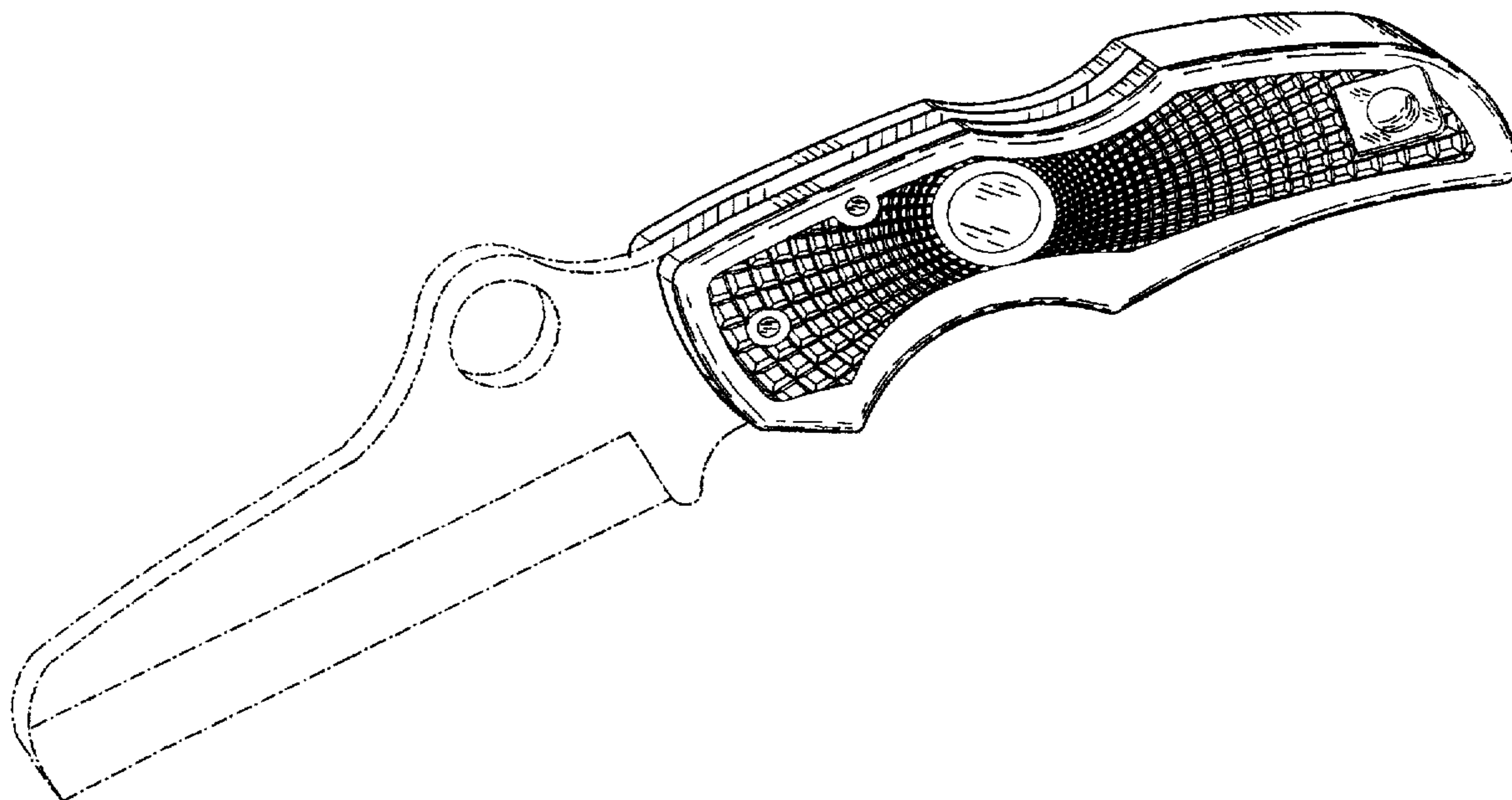
FIG. 5 is a left side view of the knife grip illustrated in FIG. 1;

FIG. 6 is a right side view of the knife grip illustrated in FIG. 1; and,

FIG. 7 is a perspective view of the knife grip illustrated in FIG. 1.

The broken line showing of the blade in FIGS. 1 and 7 is for illustrative purposes only and forms no part of the claimed design.

1 Claim, 2 Drawing Sheets



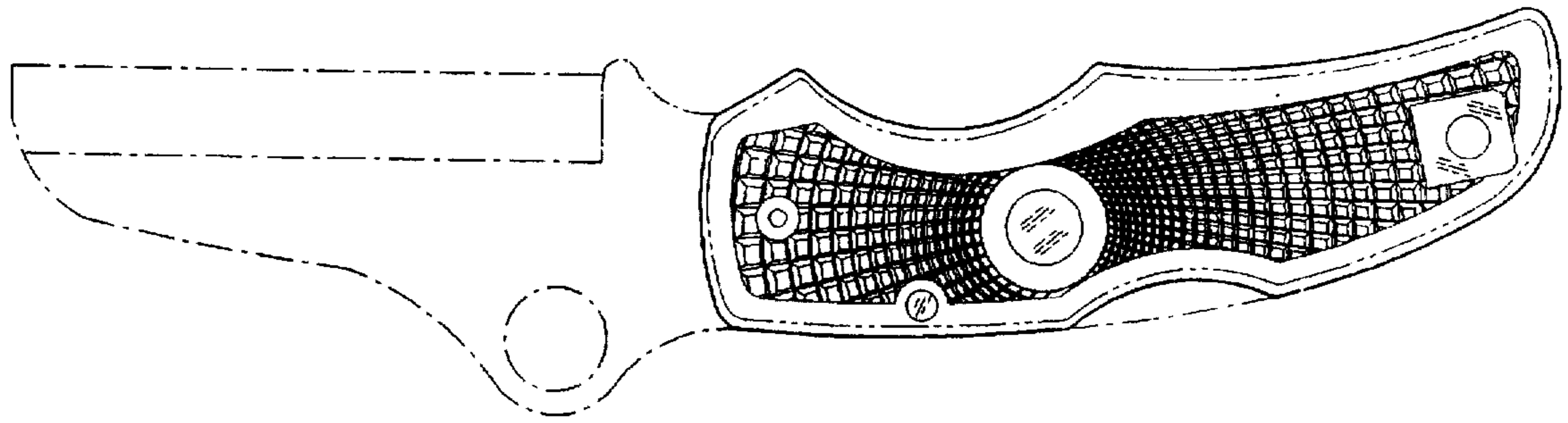


Fig. 1



Fig. 5

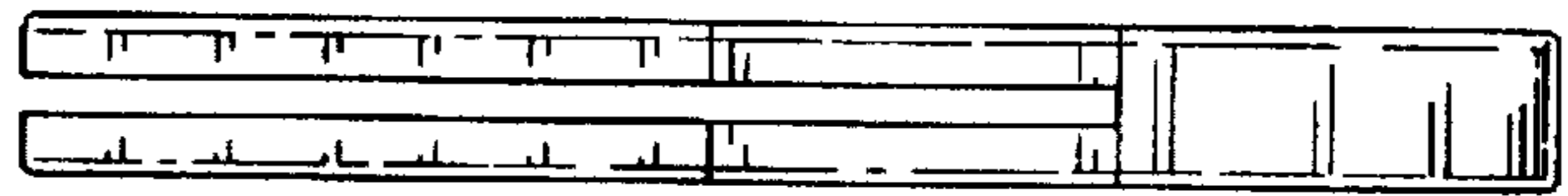


Fig. 2

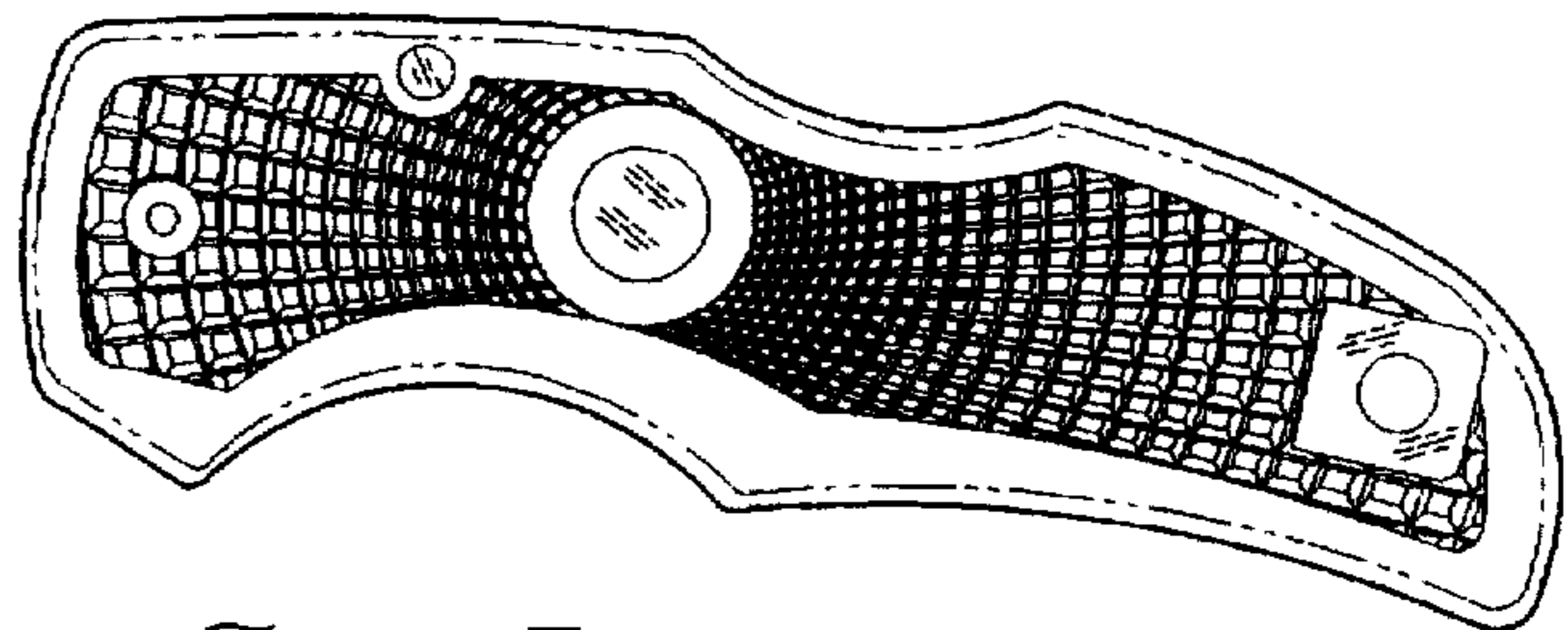


Fig. 3



Fig. 6

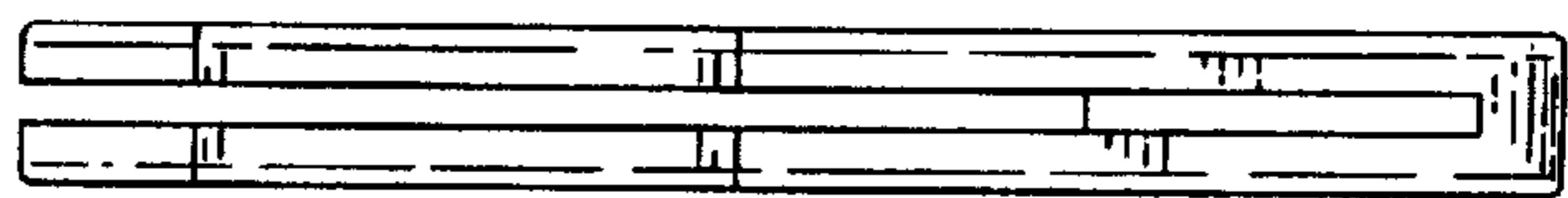


Fig. 4

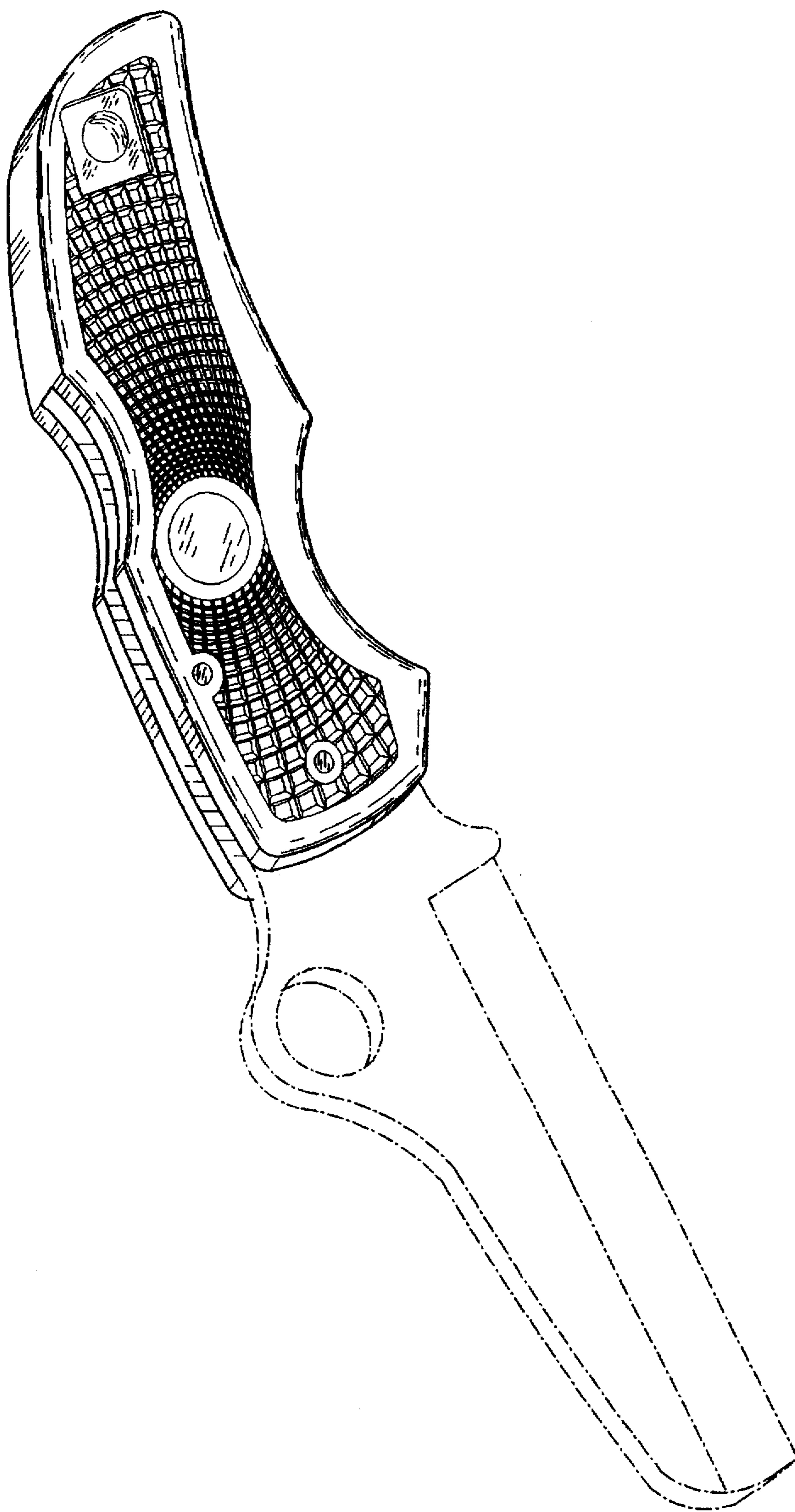


Fig. 7