



US00D386655S

United States Patent [19]
Spirer

[11] **Patent Number: Des. 386,655**
[45] **Date of Patent: **Nov. 25, 1997**

[54] **CHISEL BLADE**
[76] **Inventor: Steven E. Spirer, 91 Haworth Ave., N.J. 07641**
[**] **Term: 14 Years**
[21] **Appl. No.: 57,703**
[22] **Filed: Jul. 30, 1996**
[51] **LOC (6) Cl. 08-03**
[52] **U.S. Cl. D8/20; D8/47**
[58] **Field of Search D8/16, 20, 47, D8/499; D24/147; 30/167-168, 299, 351, 353, 357**

2,364,481 12/1944 Seiler 30/167 X
5,054,201 10/1991 Andrews 30/172

FOREIGN PATENT DOCUMENTS

3138546 6/1991 Japan 30/353

Primary Examiner—Caron D. Veynar
Attorney, Agent, or Firm—Weingram & Associates, P.C.

[57] **CLAIM**

The ornamental design for chisel blade, as shown and described.

DESCRIPTION

FIG. 1 is a perspective view showing my design for a chisel blade according to the present invention;
FIG. 2 is a top plan view thereof;
FIG. 3 is a side elevational view thereof, the opposite side being a mirror image;
FIG. 4 is a bottom plan view thereof;
FIG. 5 is a front elevational view thereof; and,
FIG. 6 is a rear elevational view thereof.

[56] **References Cited**

U.S. PATENT DOCUMENTS

393,880 12/1888 Binkerd 30/167.1
740,937 10/1903 Smith 30/167.1
855,834 6/1907 Bubb 30/167.2
1,076,900 10/1913 McNeil 30/167.2
1,082,802 12/1913 Full 30/167 X
1,945,810 2/1934 Hultz 30/171 X

1 Claim, 1 Drawing Sheet

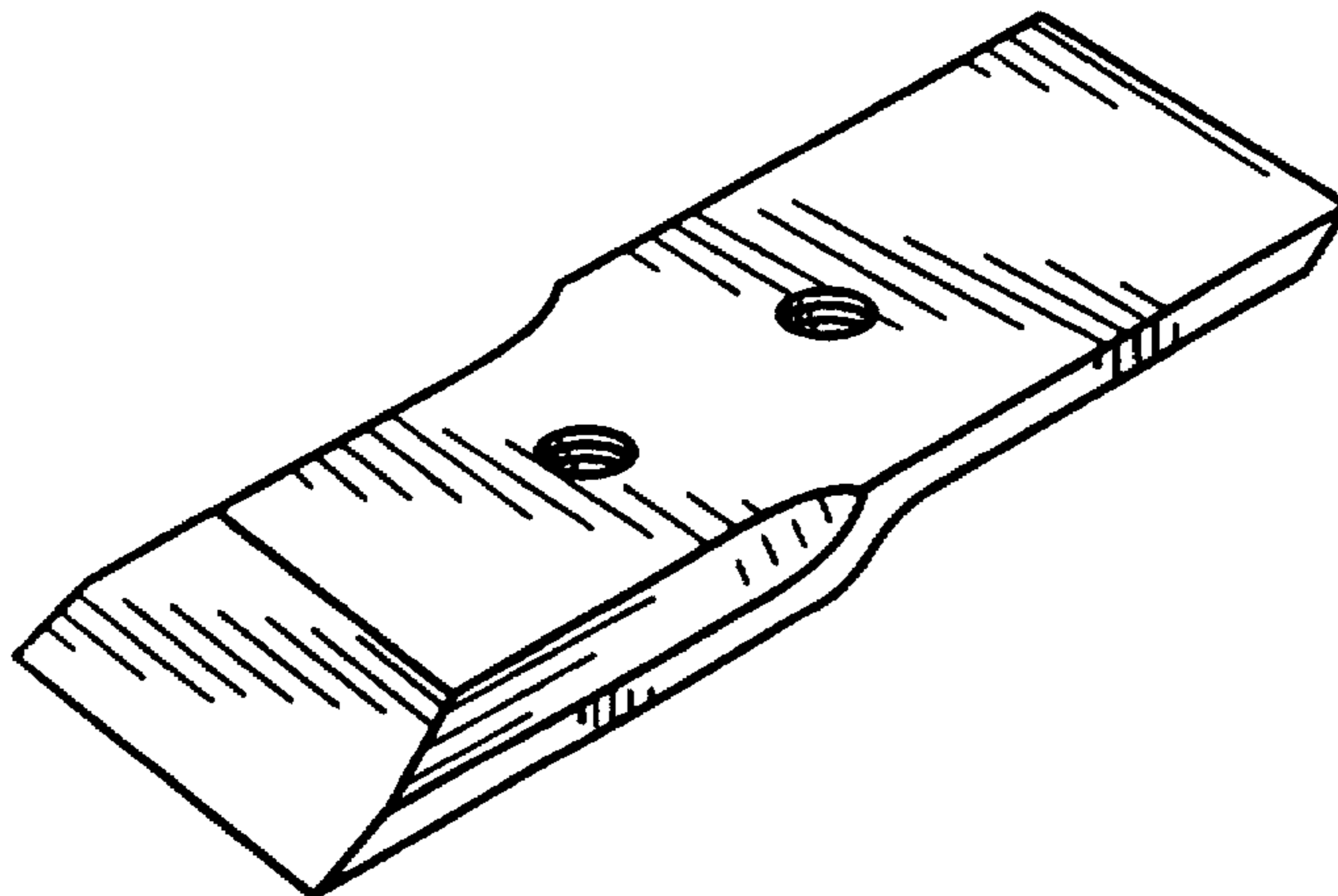


FIG. 1

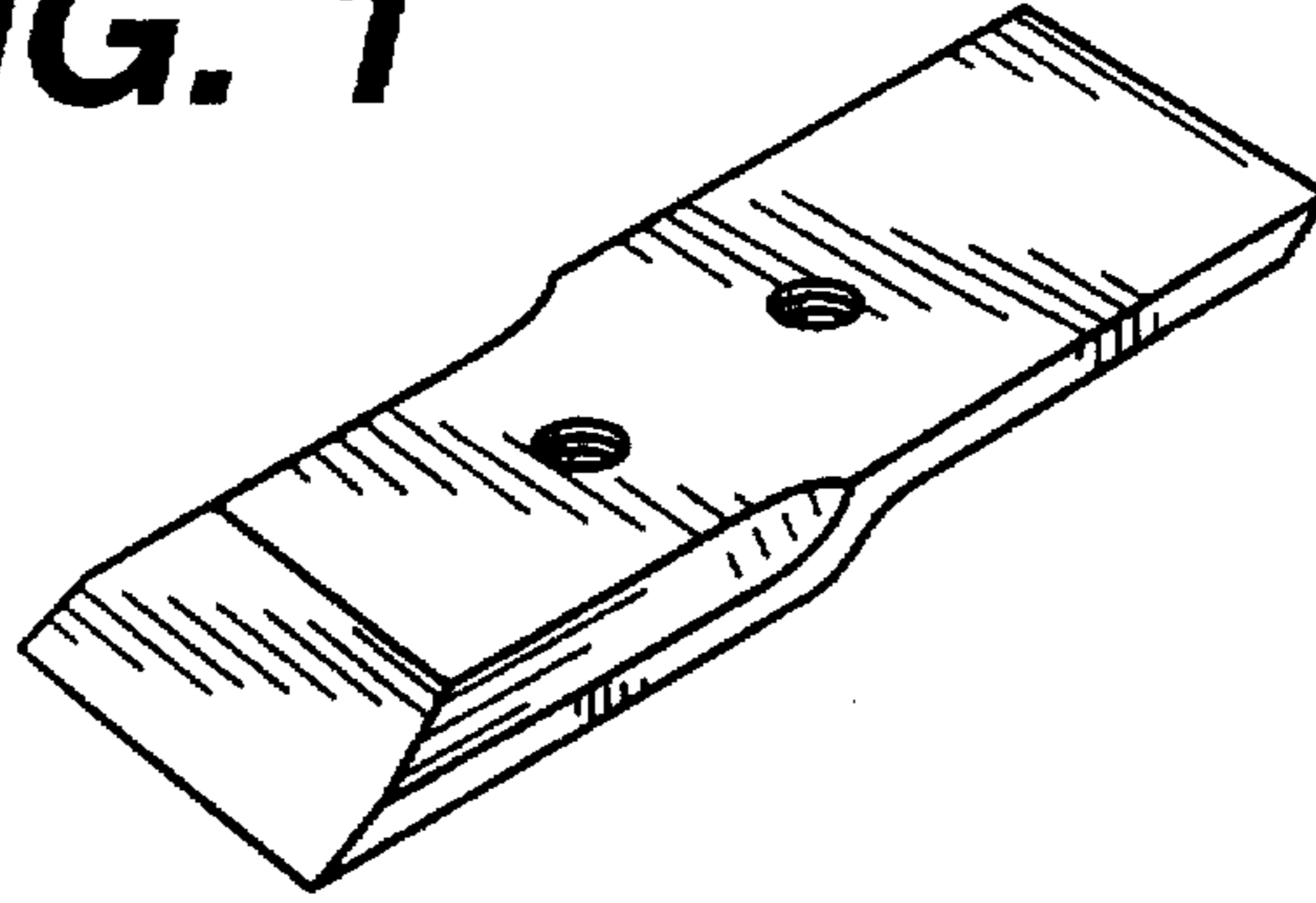


FIG. 2

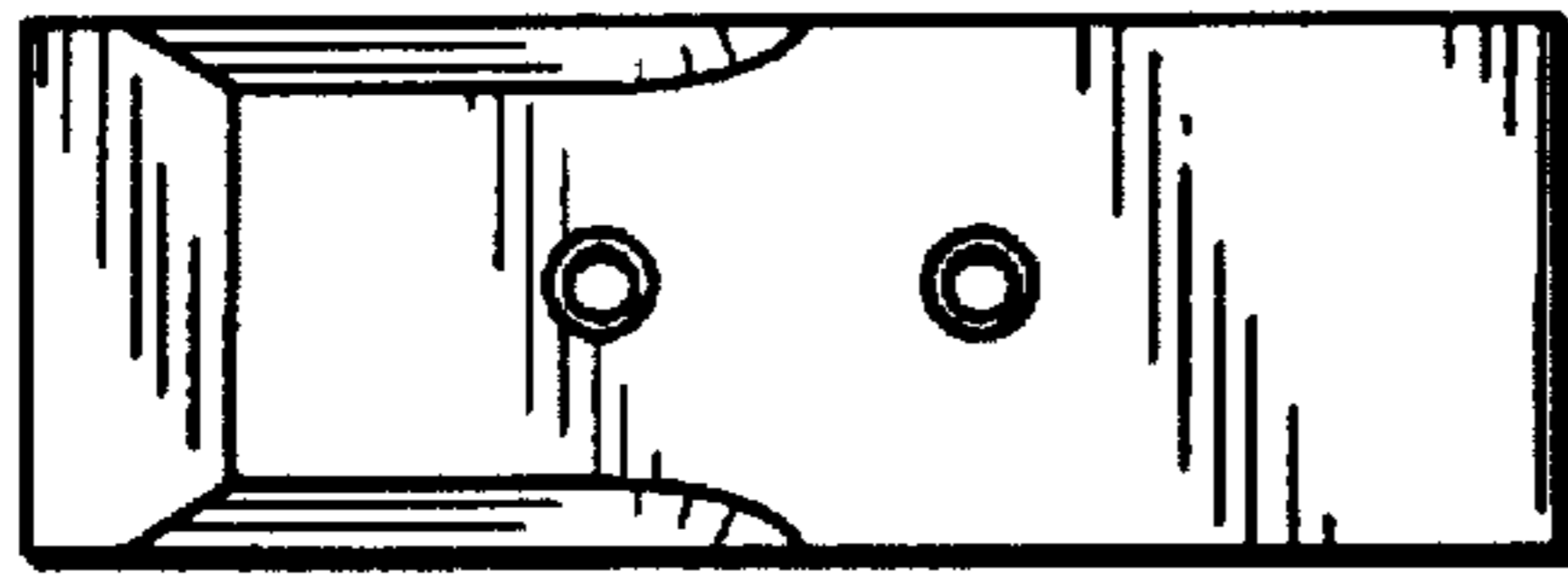


FIG. 3



FIG. 4

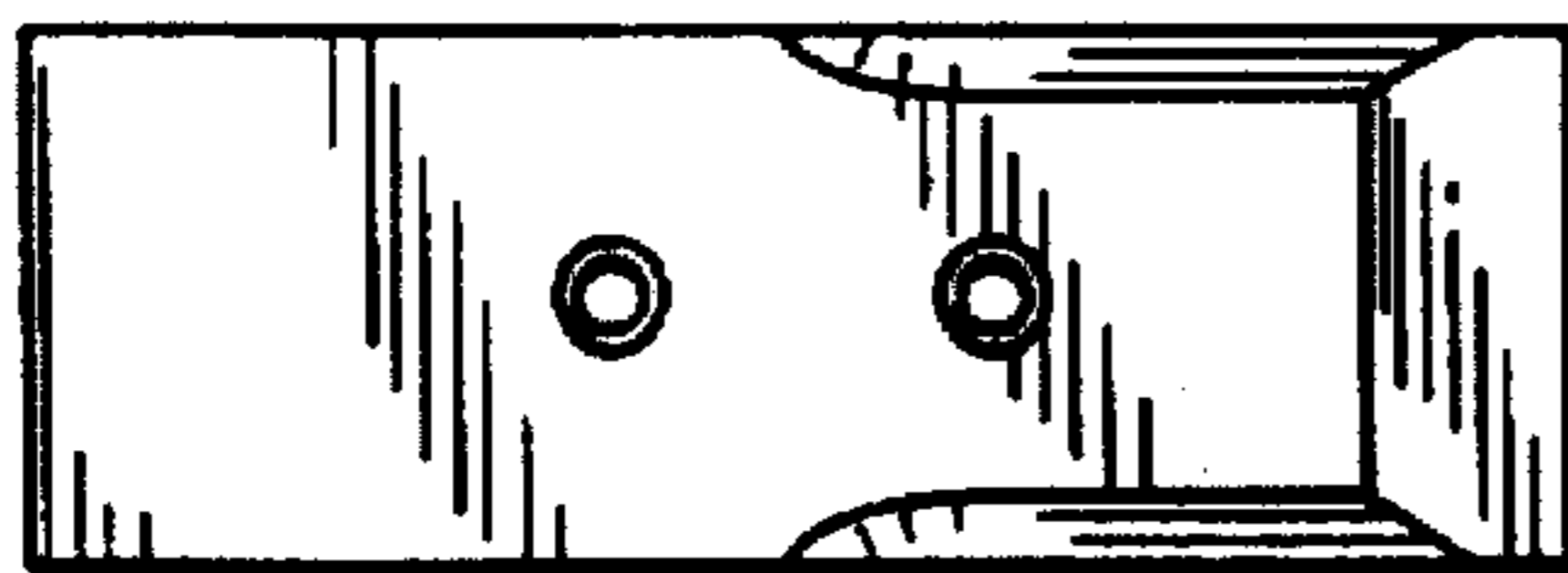


FIG. 5



FIG. 6

