



US00D386641S

United States Patent [19]
Gray, III

[11] **Patent Number: Des. 386,641**
[45] **Date of Patent: **Nov. 25, 1997**

[54] **WINDOW COVERING INCLUDING REAL WOOD VERTICAL BLINDS**

[75] **Inventor: Welles A. Gray, III, Topanga, Calif.**

[73] **Assignee: American Hardwood Company, Gardena, Calif.**

[**] **Term: 14 Years**

[21] **Appl. No.: 52,553**

[22] **Filed: Apr. 3, 1996**

[51] **LOC (6) Cl. 06-10**

[52] **U.S. Cl. D6/575**

[58] **Field of Search D6/575-581; 160/168.1 V, 160/236, 173 V, 176.1 V, 173 R, 178.2, 84.04; 52/473; 49/74.1, 77.1**

[56] **References Cited**

U.S. PATENT DOCUMENTS

D. 154,987	8/1949	Carroll	D6/576
2,188,575	1/1940	McLennan	D6/577 X
2,713,899	7/1955	Holloway et al.	160/84.04 X
4,049,038	9/1977	Hyman et al.	52/473
4,842,036	6/1989	Goodman	160/168.1 V
5,490,353	2/1996	McLaughlin	49/74.1
5,598,664	2/1997	Grice	49/74.1

OTHER PUBLICATIONS

Spiegel 1991 Spring/Summer Catalog, p. 369, Cornice At Top Left.
Washington Post, Montgomery Ward Ad, Vertical Blind At Top Right.

Washington Post, Montgomery Ward Ad, p. 11, Vertical Blinds AtBottom Left.

Primary Examiner—Jeffrey Asch
Attorney, Agent, or Firm—Morland C. Fischer

[57] **CLAIM**

The ornamental design for a window covering including real wood vertical blinds, as shown and described.

DESCRIPTION

FIG. 1 is a front elevational view showing the window covering including real wood vertical blinds which forms my invention in a closed configuration;

FIG. 2 is a top plan view thereof;

FIG. 3 is a bottom plan view thereof;

FIG. 4 is a right side elevational view thereof;

FIG. 5 is a left side elevational view thereof;

FIG. 6 is an enlarged front elevational view of a real wood vertical blind from the window covering illustrated in FIG. 1;


FIG. 7 is an enlarged rear elevational view of the real wood vertical blind of FIG. 6;

FIG. 8 is an enlarged top plan view thereof, this view and the bottom plan view being of identical design; and,

FIG. 9 is a front elevational view showing the window covering including real wood vertical blinds in an opened configuration.

The blind slats have been shown separately in FIGS. 6-8 for convenience of illustration.

1 Claim, 3 Drawing Sheets






FIG. 1




FIG. 2




FIG. 3



FIG. 4



FIG. 5



FIG. 6

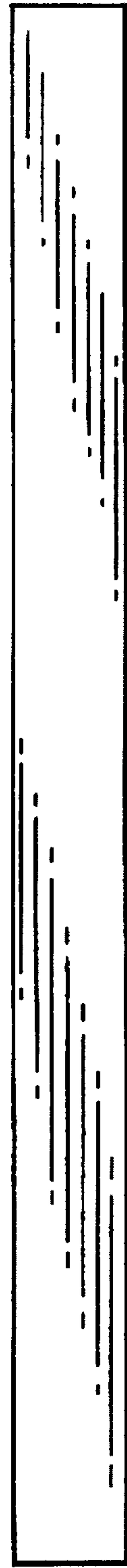


FIG. 7




FIG. 9



FIG. 8