



US00D386628S

United States Patent [19]
O'Hare

[11] **Patent Number: Des. 386,628**

[45] **Date of Patent: **Nov. 25, 1997**

[54] **CABINET**

[75] **Inventor: Timothy M. O'Hare, High Point, N.C.**

[73] **Assignee: Bernhardt Furniture Company,
Lenoir, N.C.**

[**] **Term: 14 Years**

[21] **Appl. No.: 58,077**

[22] **Filed: Aug. 7, 1996**

[51] **LOC (6) Cl. 06-04**

[52] **U.S. Cl. D6/445**

[58] **Field of Search D6/432-448; 312/204**

[56] **References Cited**

U.S. PATENT DOCUMENTS

D. 223,204	3/1972	Adkinson	D6/446
D. 223,207	3/1972	Adkinson	D6/446
D. 224,491	8/1972	Adkinson	D6/446
D. 225,138	11/1972	Adkinson	D6/446
D. 269,927	8/1983	Aulbert et al.	D6/446

OTHER PUBLICATIONS

Royal Tribune by American of Martinsville, p. 14; door dresser on page., Jul. 1968.
Directions/Woodward and Lothrop, p.5; cabinet on page., Feb. 10, 1987.

Product Literature for Marge Carson, Style # MQD752-86P Tuscany Cabinet Prior to Aug. 1996.

Primary Examiner—Carmen H. Vales-Lado
Attorney, Agent, or Firm—Rhodes Coats & Bennett, L.L.P.

[57] **CLAIM**

The ornamental design for a cabinet, as shown and described.

DESCRIPTION

FIG. 1 is a front perspective view of a cabinet showing my new design;

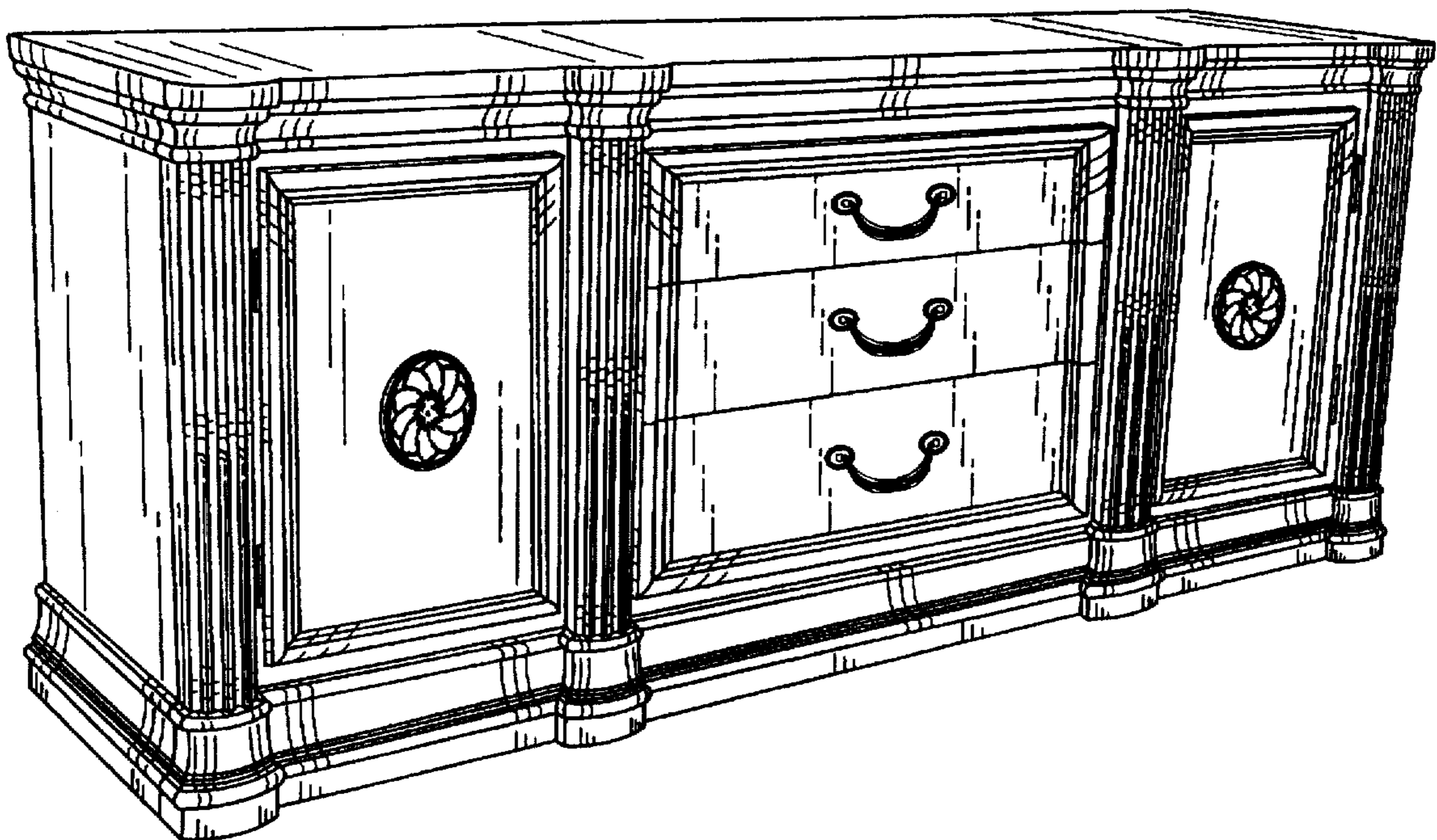
FIG. 2 is a side elevational view thereof, the opposite side elevational view being a mirror image;

FIG. 3 is a front elevational view thereof;

FIG. 4 is a top plan view thereof; and,

FIG. 5 is an enlarged partial left front perspective view thereof.

1 Claim, 3 Drawing Sheets






FIG. 1

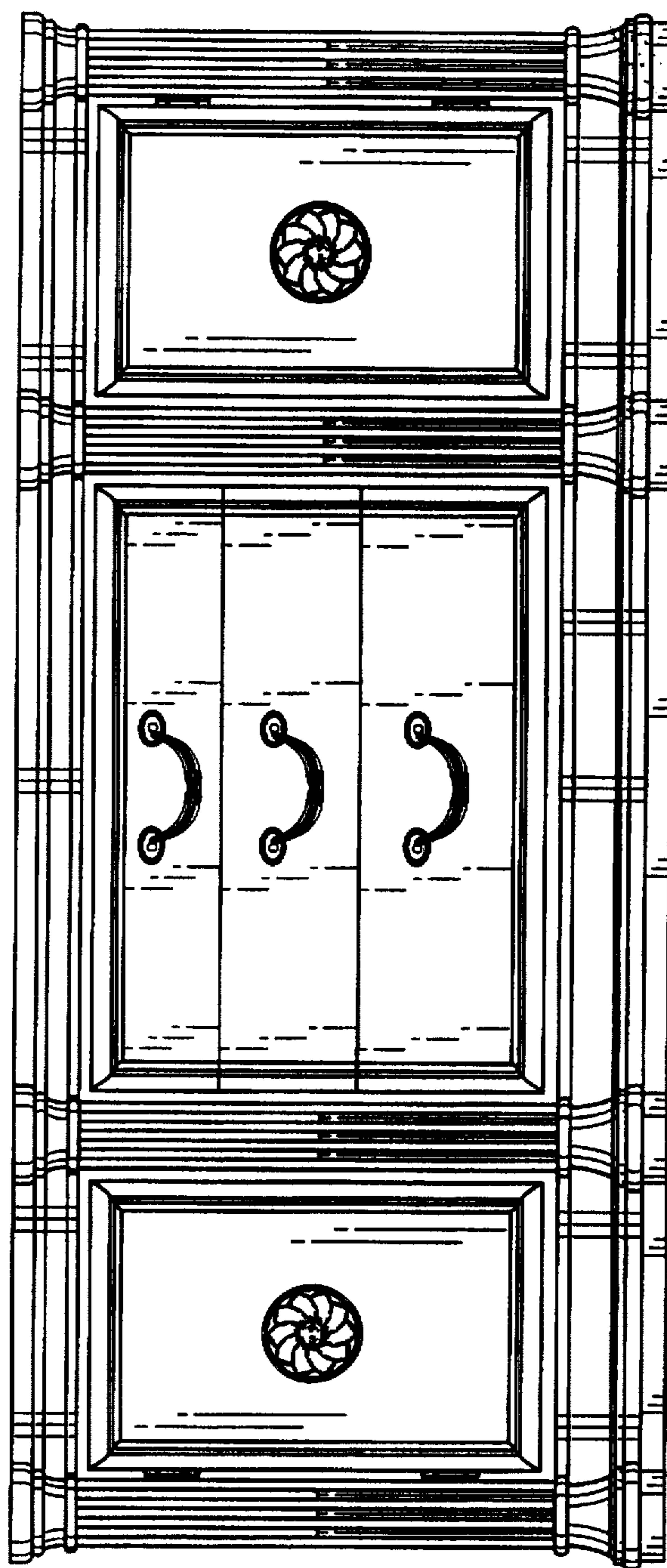


FIG. 3




FIG. 2




FIG. 4




FIG. 5