



US00D386615S

**United States Patent** [19]  
**Minami**

[11] **Patent Number:** **Des. 386,615**  
[45] **Date of Patent:** **\*\*Nov. 25, 1997**

[54] **HOLDING CASE FOR CARTRIDGE FILM**

5,143,212	9/1992	Roberts et al.	206/457
5,191,972	3/1993	Helzer et al.	206/473
5,209,352	5/1993	Light et al.	206/391
5,429,245	7/1995	Tanibata	206/391

[75] **Inventor:** **Takaaki Minami, Ichikawa, Japan**

[73] **Assignee:** **Hakuba Shashin Sangyo Kabushiki Kaisha, Tokyo, Japan**

[\*\*] **Term:** **14 Years**

*Primary Examiner*—Philip S. Hyder  
*Attorney, Agent, or Firm*—Lackenbach Siegel Marzullo Arnson & Greenspan, PC

[21] **Appl. No.:** **56,788**

[57] **CLAIM**

[22] **Filed:** **Jul. 9, 1996**

The ornamental design for holding case for cartridge film, as shown and described.

[51] **LOC (6) Cl.** ..... **03-01**

**DESCRIPTION**

[52] **U.S. Cl.** ..... **D3/295; D3/284**

[58] **Field of Search** ..... **D3/284, 295, 303, D3/273, 276; 206/704, 472, 473, 391, 457; D9/424**

FIG. 1 is a perspective view of a holding case for cartridge film, showing my new design, in an open position;  
FIG. 2 is a top plan view thereof in a closed position, the bottom view being a mirror image;  
FIG. 3 is a front elevational view thereof;  
FIG. 4 is a rear elevational view thereof;  
FIG. 5 is a left side elevational view thereof; the right side being a mirror image;  
FIG. 6 is a perspective view thereof; and,  
FIG. 7 is a top plan view thereof, in an open position.

[56] **References Cited**

**U.S. PATENT DOCUMENTS**

D. 268,714	4/1983	Goedel	D3/295
D. 275,530	9/1984	Duckworth	D3/295
D. 291,744	9/1987	Cohen	D3/295
D. 317,255	6/1991	Turk	D9/424
D. 363,509	10/1995	Parekh et al.	D3/295
4,501,361	2/1985	Rose, Jr.	206/472

**1 Claim, 5 Drawing Sheets**




FIG. 1

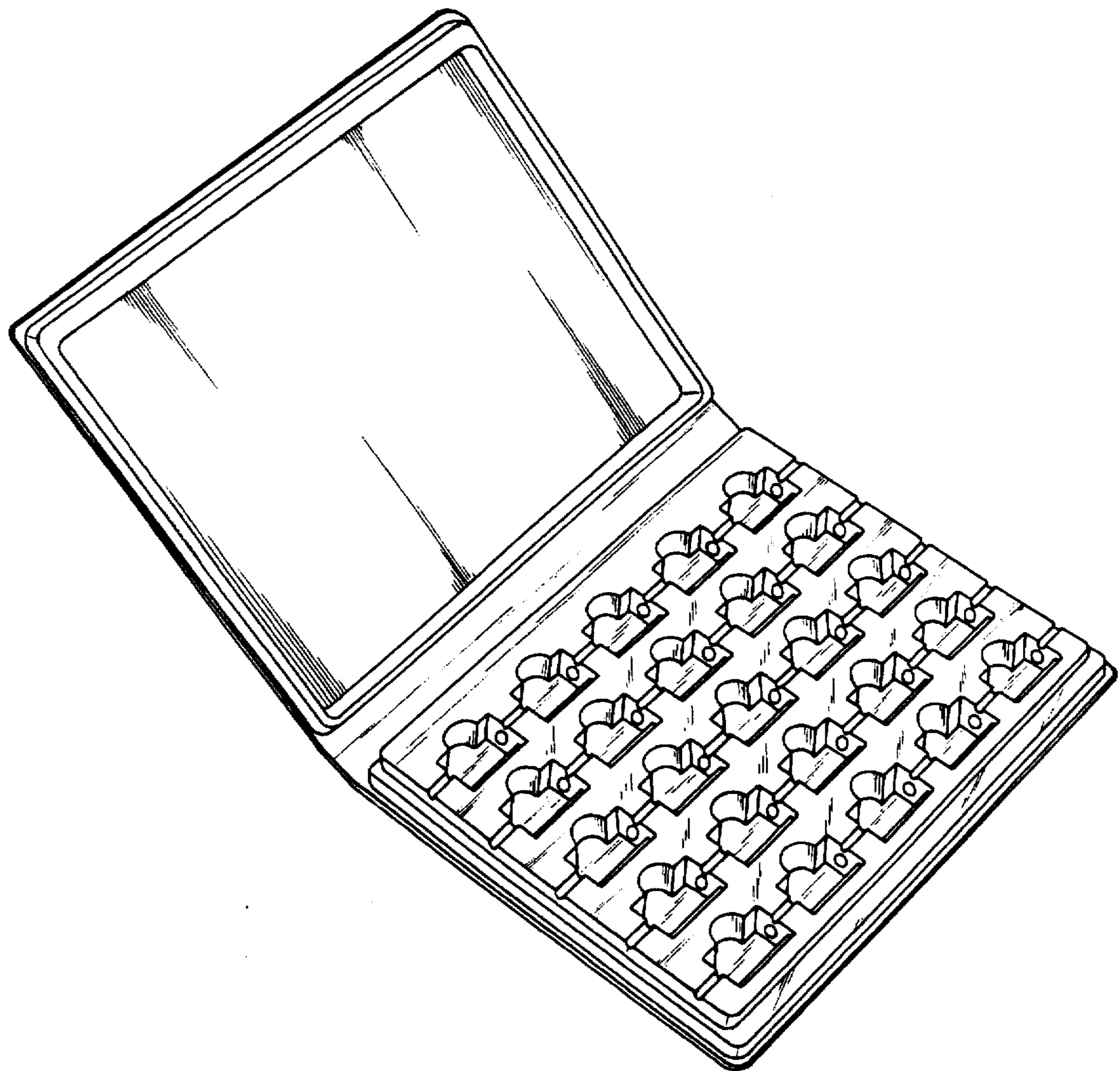


FIG.2




FIG.3

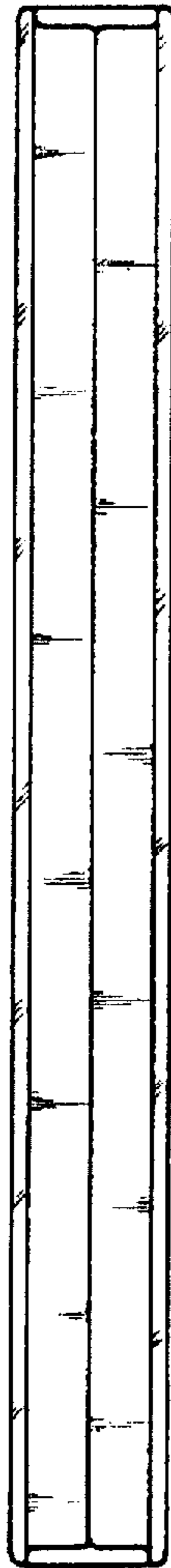


FIG.4




FIG.5


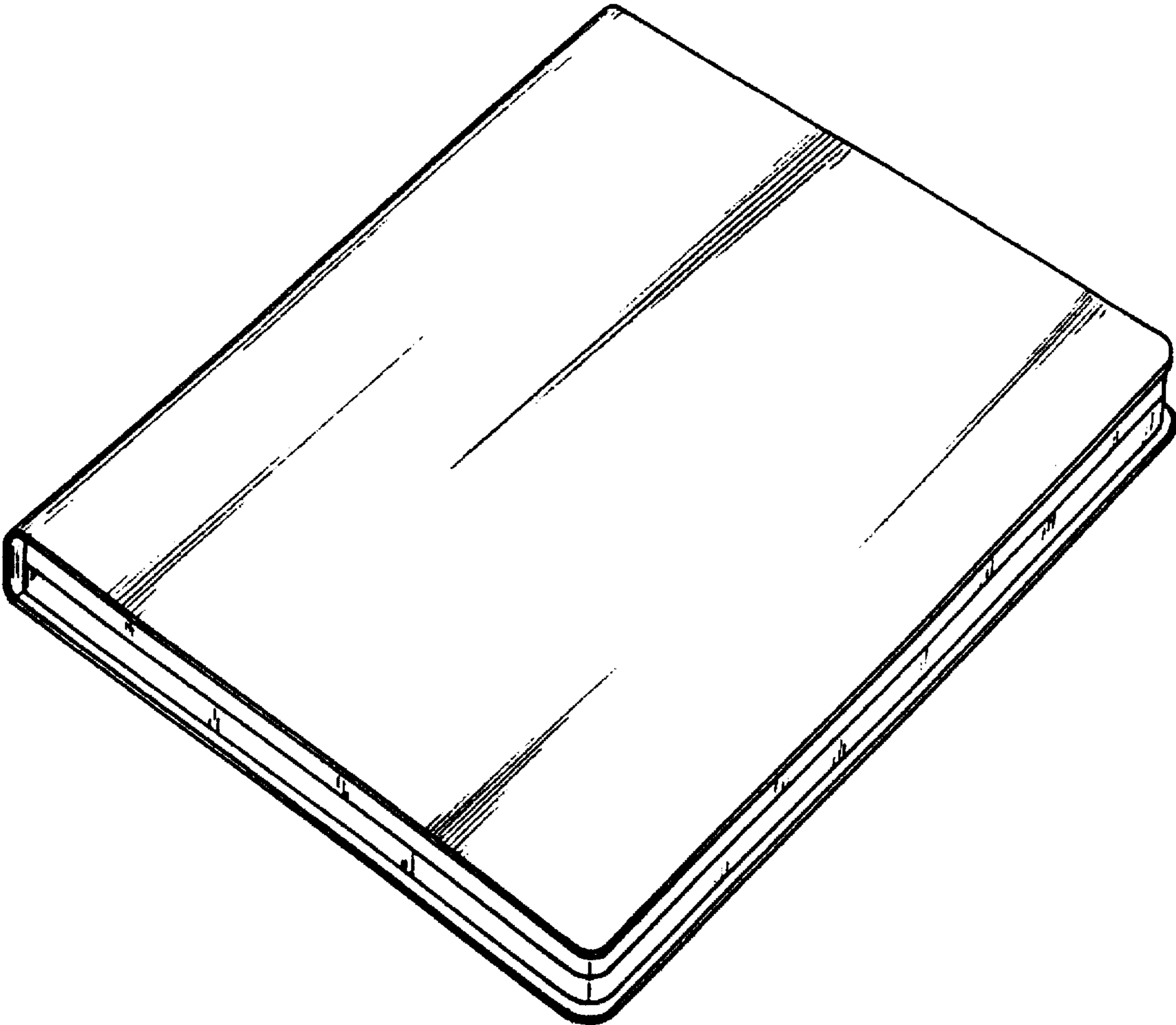


FIG.6



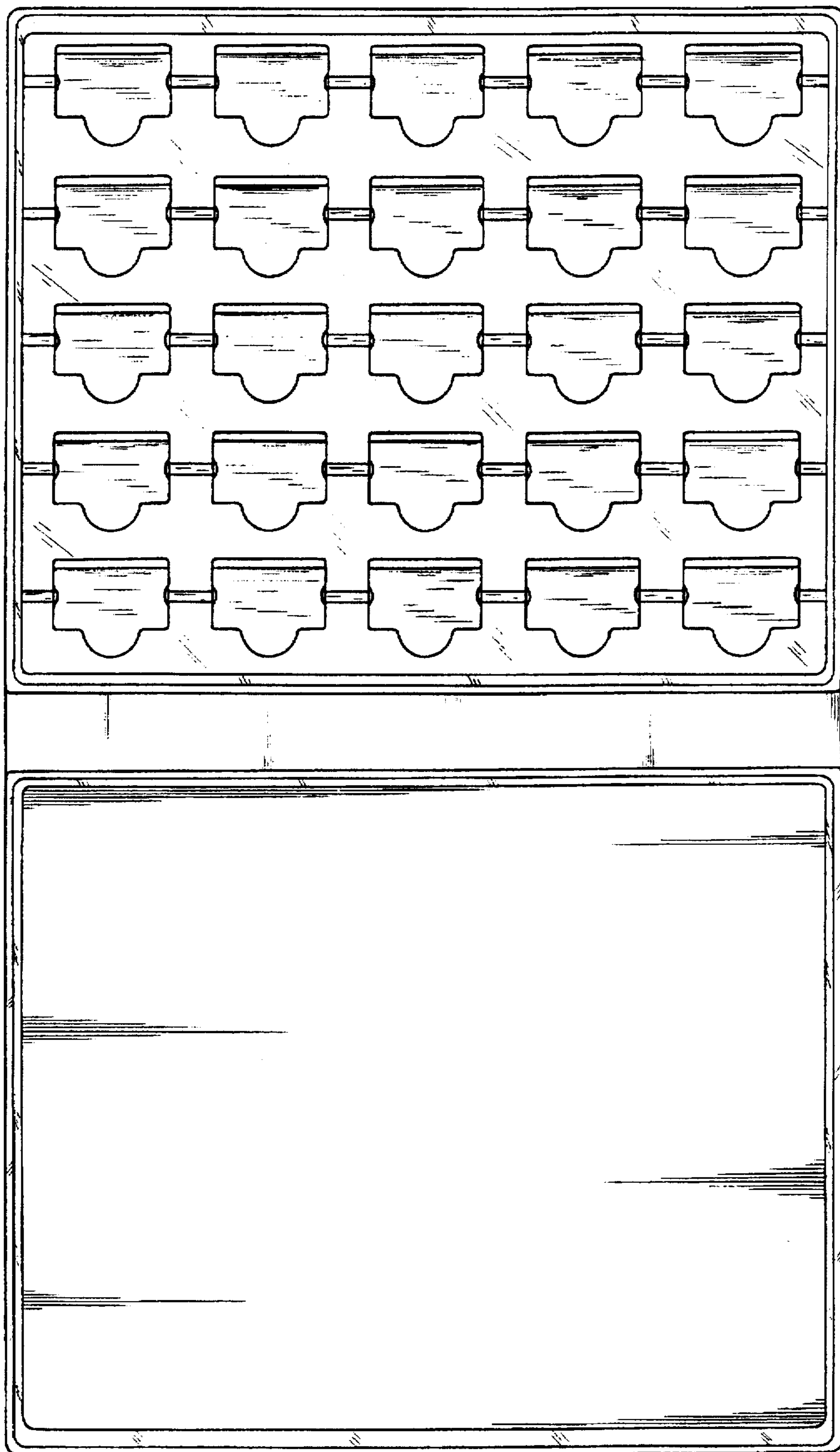


FIG.7