

US00D386612S

United States Patent [19]
Starrett

[11] **Patent Number: Des. 386,612**

[45] **Date of Patent: **Nov. 25, 1997**

[54] **SIDE HANDLE POLICE BATON HOLDER**

[75] **Inventor: Paul D. Starrett, Jaffrey, N.H.**

[73] **Assignee: Monadnock Lifetime Products, Inc.,
Fitzwilliam, N.H.**

[**] **Term: 14 Years**

[21] **Appl. No.: 53,598**

[22] **Filed: Apr. 24, 1996**

[51] **LOC (6) Cl. 03-01**

[52] **U.S. Cl. D3/229**

[58] **Field of Search D3/215, 226, 229;
D22/117; 224/251, 253, 914; 248/316.3**

[56] **References Cited**

U.S. PATENT DOCUMENTS

D. 347,522	6/1994	Beltran	D3/229
4,006,851	2/1977	Kippen	224/914 X
4,662,552	5/1987	Uyehara	224/914 X
4,953,769	9/1990	Parsons et al.	224/247
4,955,518	9/1990	Parsons et al.	224/247
5,022,575	6/1991	McDonald	224/914 X
5,217,151	6/1993	Parsons	224/914
5,263,619	11/1993	Shoemaker	224/914 X
5,449,104	9/1995	Parsons et al.	224/245

OTHER PUBLICATIONS

Monadnock Lifetime Products, Inc. Baton Holder RC-3, 1972-1977.

Monadnock Lifetime Products, Inc. Printed ©1995, Instructions -Straight Baton Holder, Cat. No. 3001 Fits 1 ¼" Diameter and Cat. No. 3004 Fits 1" Diameter.

Primary Examiner—Doris V. Coles
Assistant Examiner—Catherine R. Oliver
Attorney, Agent, or Firm—Ernest V. Linek

[57] **CLAIM**

The ornamental design of a side handle police baton holder, as shown and described.

DESCRIPTION

FIG. 1 is a perspective view of the side handle police baton holder of this invention;

FIG. 2 is a top plan view of the side handle police baton holder of this invention;


FIG. 3 is a front elevational view of the side handle police baton holder of this invention;

FIG. 4 is a left side elevation of the side handle police baton holder of this invention; the right side elevation view being shown in FIG. 1;

FIG. 5 is a rear elevation view of the side handle police baton holder of this invention; and,

FIG. 6 is a bottom plan view of the side handle police baton holder of this invention.

1 Claim, 1 Drawing Sheet






FIG. 1

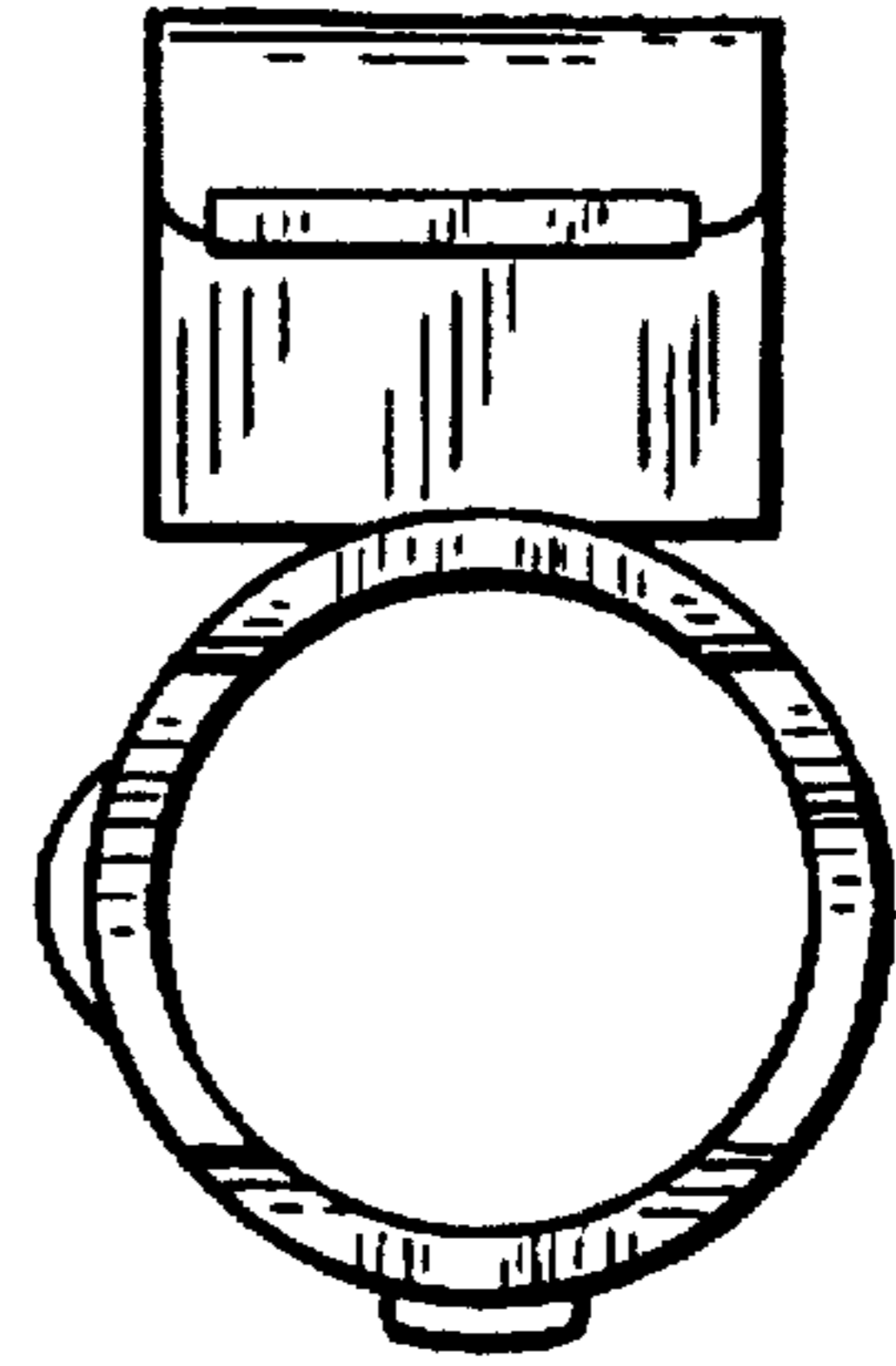


FIG. 2

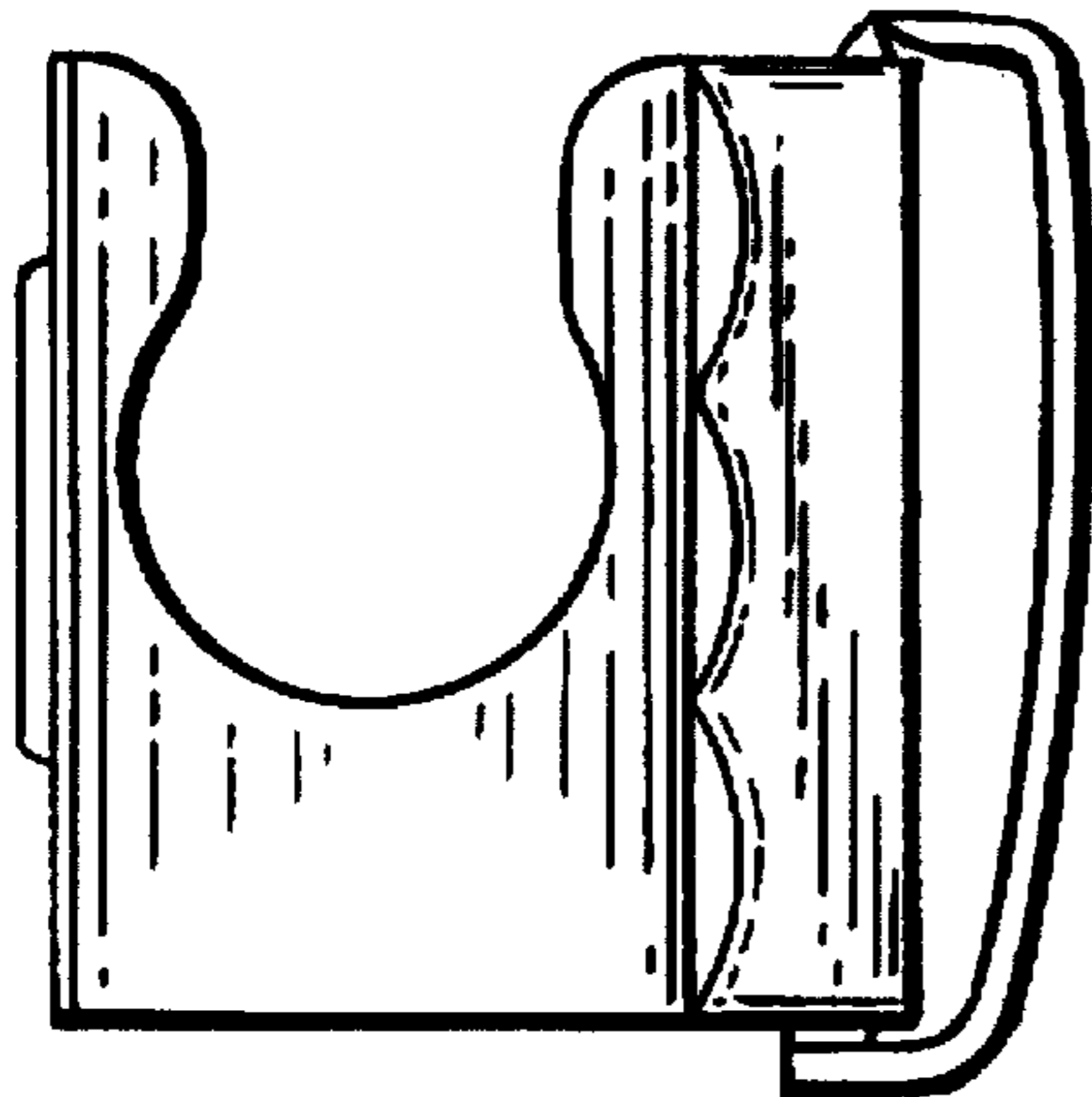


FIG. 4




FIG. 3

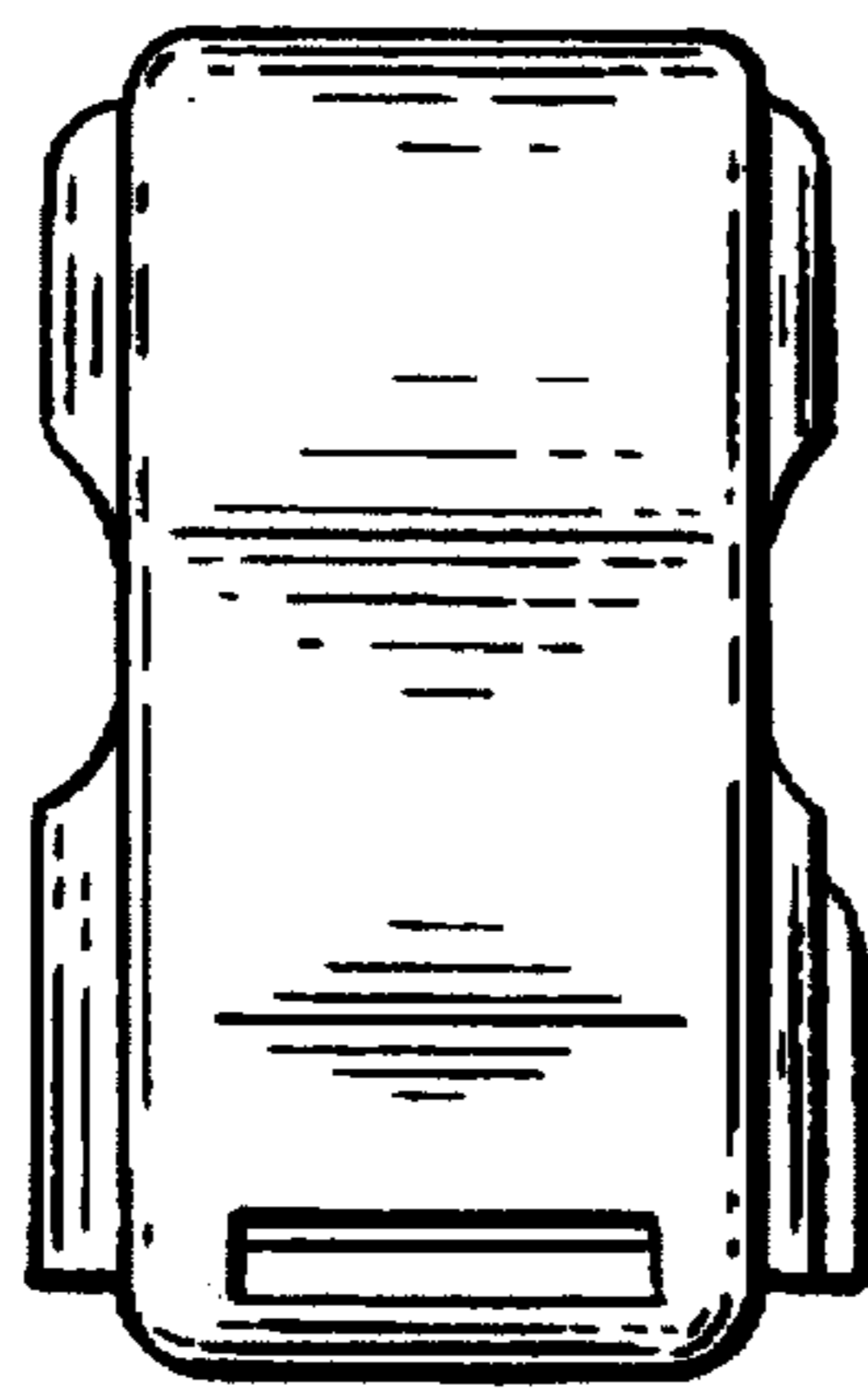


FIG. 5

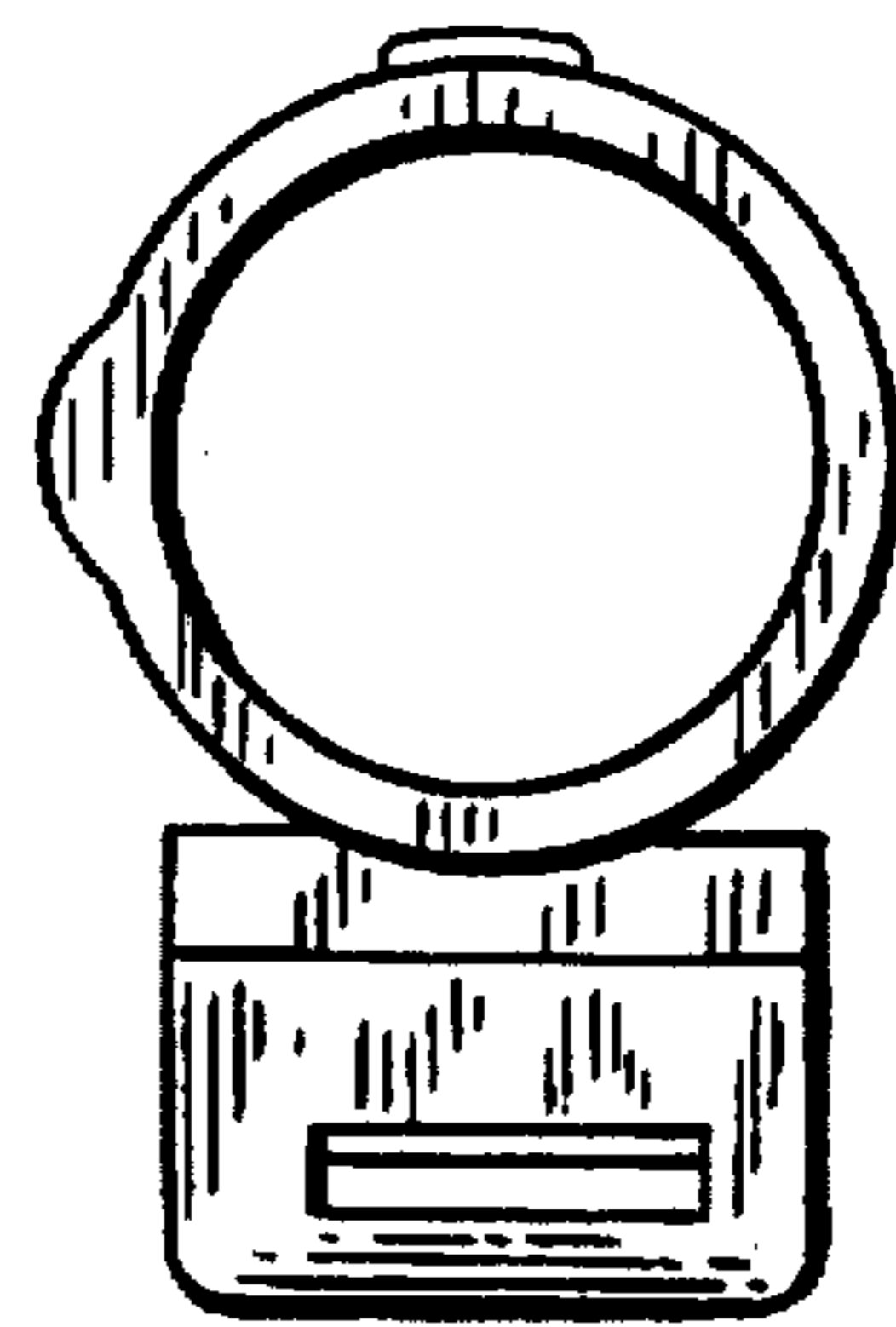


FIG. 6