



US00D386603S

# United States Patent [19]

[11] Patent Number: **Des. 386,603**

Avar

[45] Date of Patent: **\*\*Nov. 25, 1997**

[54] **SIDE ELEMENT OF A SHOE UPPER**

[75] Inventor: **Eric P. Avar, Aloha, Oreg.**

[73] Assignee: **Nike, Inc., Beaverton, Oreg.**

[\*\*] Term: **14 Years**

[21] Appl. No.: **66,350**

[22] Filed: **Feb. 11, 1997**

[51] LOC (6) Cl. .... **02-99**

[52] U.S. Cl. .... **D2/972**

[58] Field of Search ..... D2/896, 902, 907,  
D2/946, 947, 970, 972-974; 36/83, 84,  
45, 50.1, 114, 53

D. 380,081 6/1997 Gerber ..... D2/972  
D. 380,291 7/1997 Morris ..... D2/972  
1,514,706 11/1924 Kennedy .  
3,193,948 7/1965 Roberts ..... 36/84

### OTHER PUBLICATIONS

Nike Fall 1997 Footwear Catalog, p. 25, published Dec. 1996.  
Nike Holiday 1996 Footwear Catalog, p. 23, published Mar. 1996.  
Nike Spring 1995 Footwear Catalog, pp. 127 and 146, published Jun. 1994.  
Nike Holiday 1994 Footwear Catalog, p. 42, published Mar. 1994.  
Nike Fall 1993 Footwear Catalog, p. 38, published Dec. 1992.

*Primary Examiner*—Dominic Simone  
*Attorney, Agent, or Firm*—Banner & Witcoff, Ltd.

[56] **References Cited**

#### U.S. PATENT DOCUMENTS

D. 93,197 9/1934 Borda ..... D2/973  
D. 265,521 7/1982 Vermonet .  
D. 304,876 12/1989 Brown et al. .  
D. 310,290 9/1990 Ringel .  
D. 311,637 10/1990 Hatfield .  
D. 320,883 10/1991 Aveni .  
D. 325,292 4/1992 Morris et al. .  
D. 348,764 7/1994 Teague .  
D. 351,723 10/1994 Bevier .  
D. 353,040 12/1994 Avar .  
D. 355,296 2/1995 Greene .  
D. 355,756 2/1995 Vestuti .  
D. 356,439 3/1995 Teague .  
D. 364,499 11/1995 Avar .  
D. 365,201 12/1995 Avar .  
D. 374,552 10/1996 Avar .

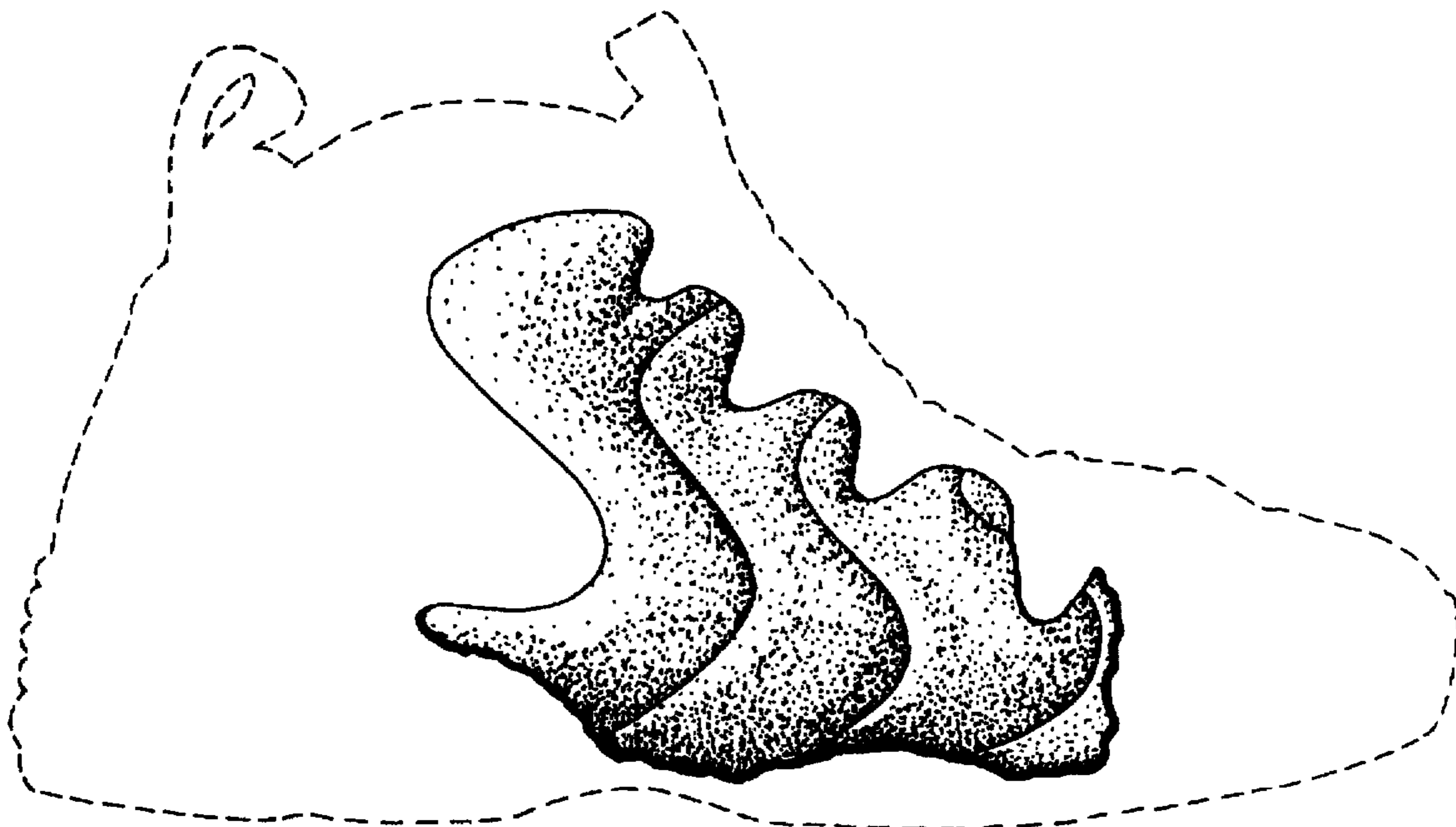
[57] **CLAIM**

The ornamental design for a side element of a shoe upper, as shown and described.

### DESCRIPTION

FIG. 1 is a side elevational view of a side element of a shoe upper showing my new design;  
FIG. 2 is a top plan view thereof;  
FIG. 3 is a front elevational view thereof; and,  
FIG. 4 is a rear elevational view thereof.  
The broken line showing of a shoe sole and the remaining portion of the upper in FIGS. 1-4 is for illustrative purposes only and forms no part of the claimed design.

**1 Claim, 2 Drawing Sheets**



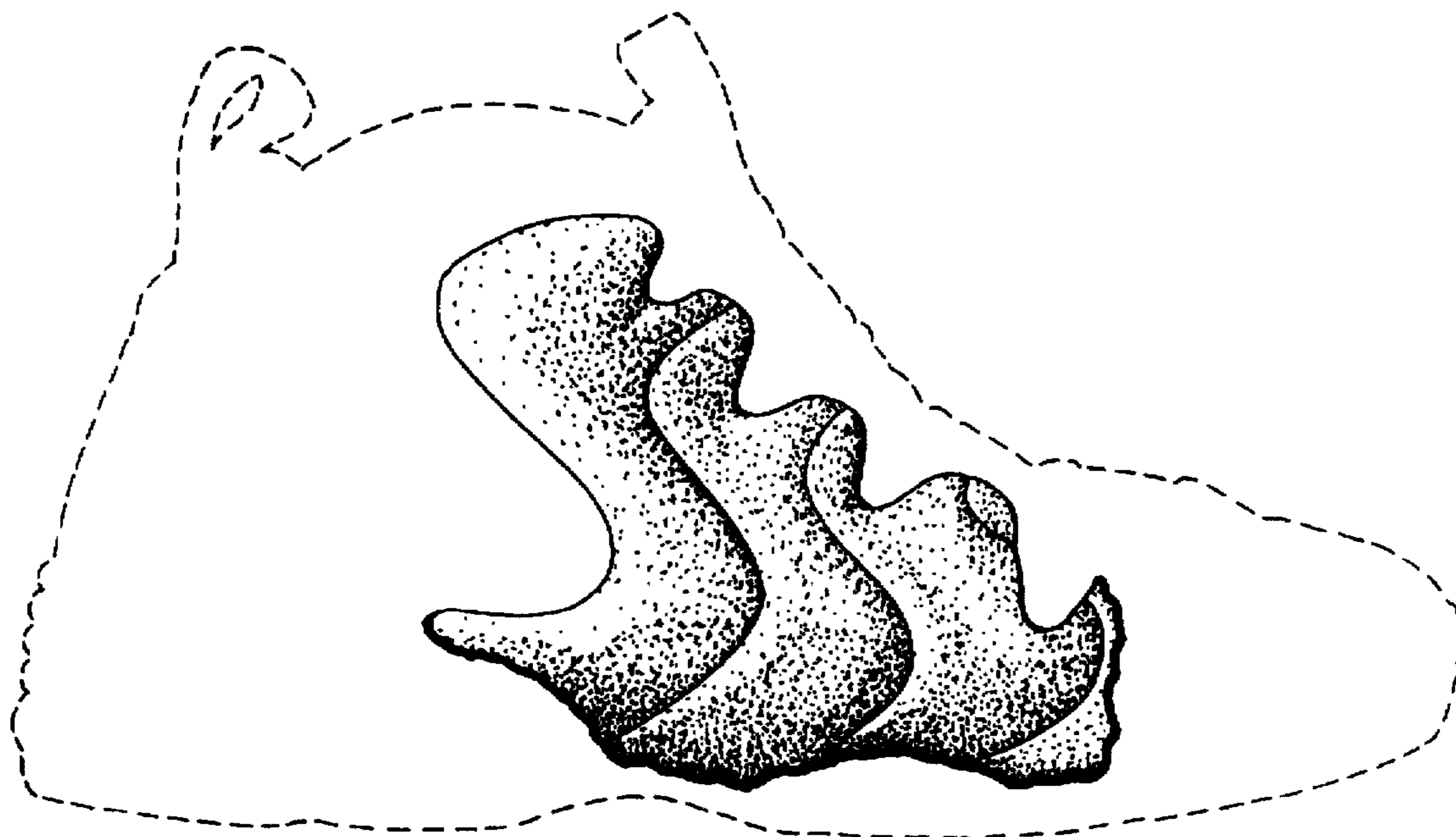


FIG. 1

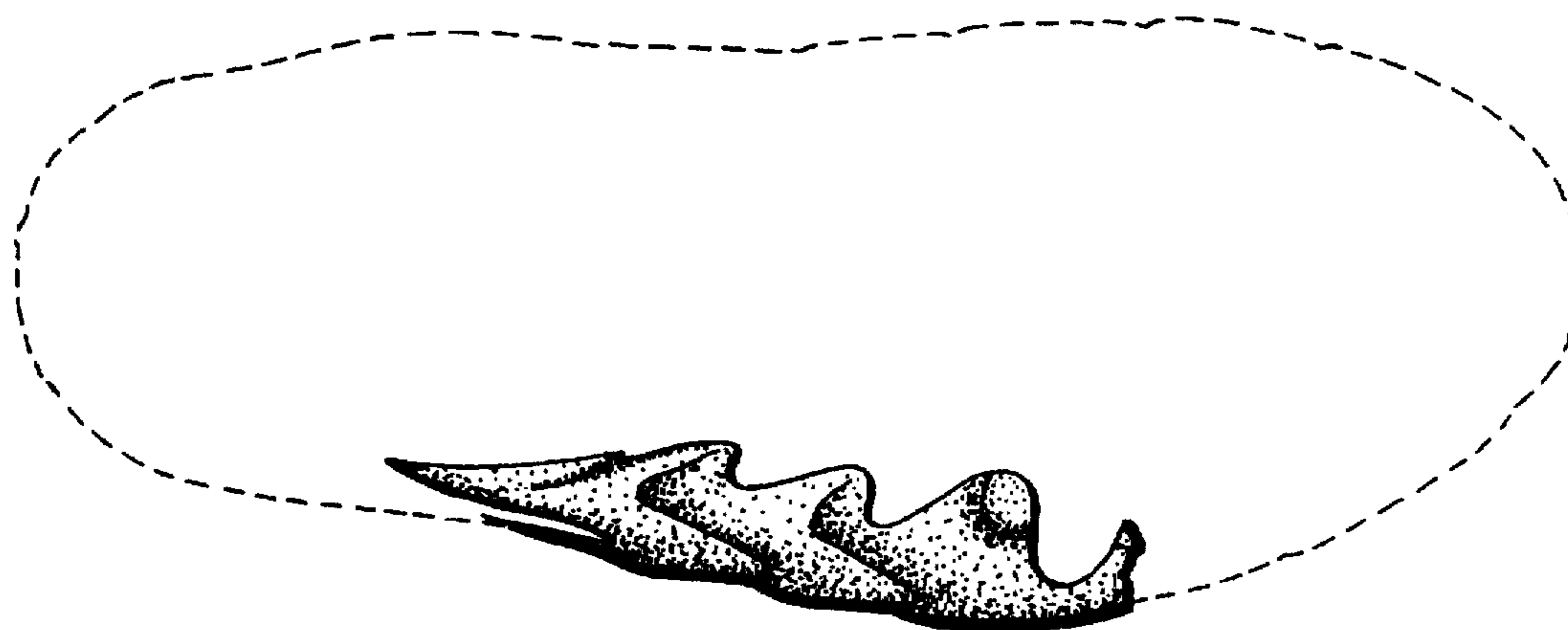


FIG. 2

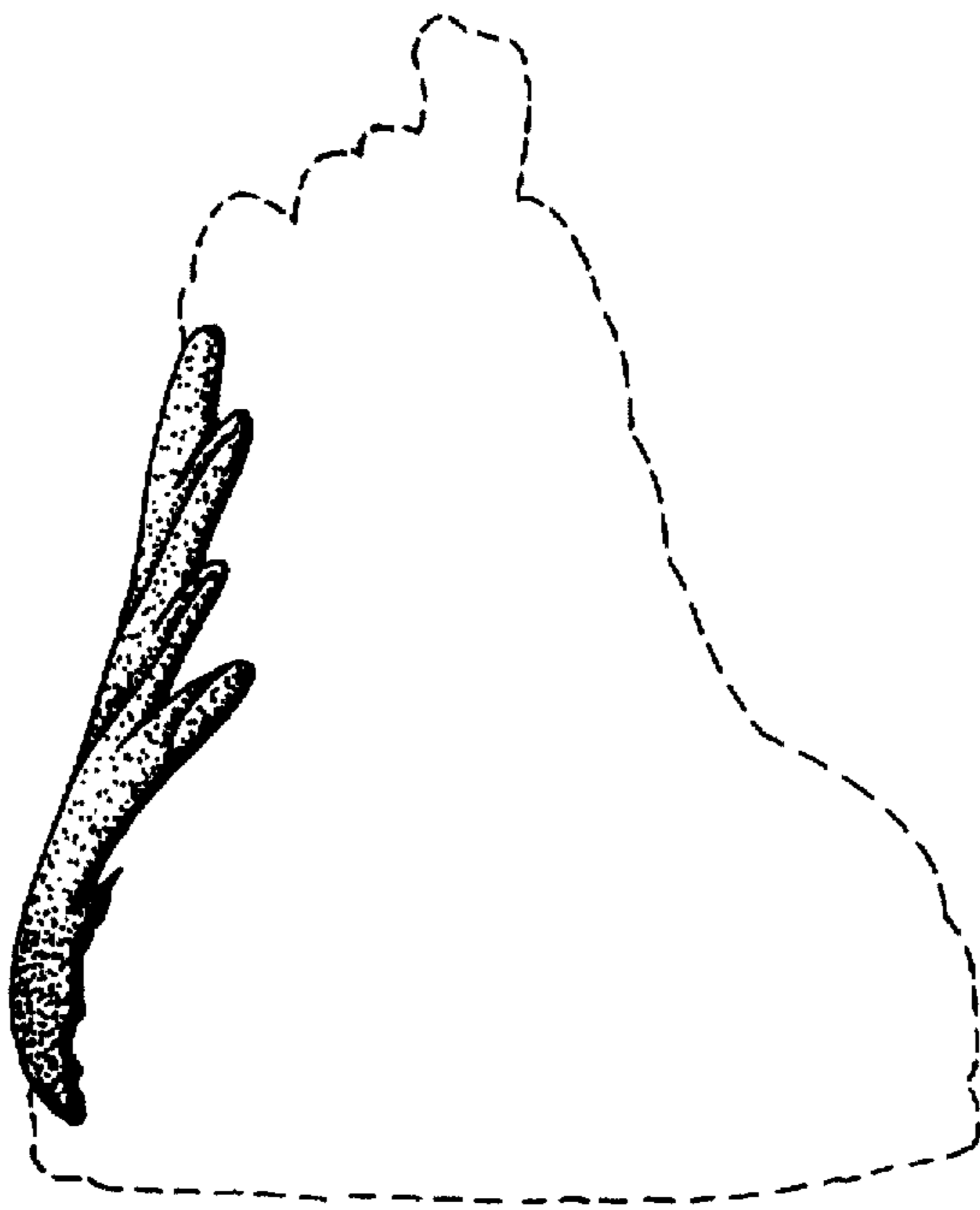


FIG. 3

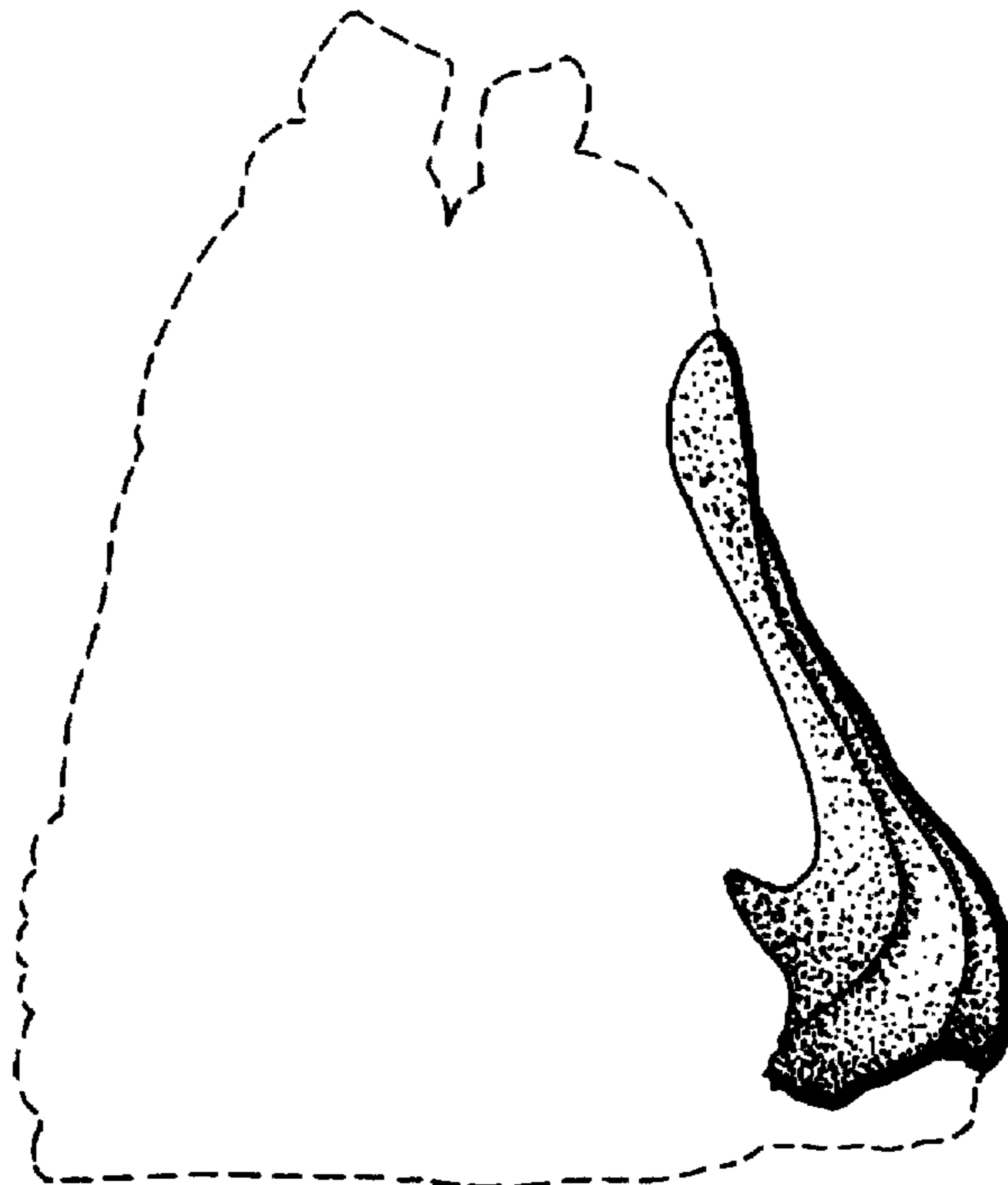


FIG. 4