



US00D386601S

United States Patent [19] Cass

[11] Patent Number: **Des. 386,601**

[45] Date of Patent: ****Nov. 25, 1997**

[54] ELEMENT OF A SHOE UPPER

[75] Inventor: **William J. Cass**, Hillsboro, Oreg.

[73] Assignee: **Nike, Inc.**, Beaverton, Oreg.

[**] Term: **14 Years**

[21] Appl. No.: **63,383**

[22] Filed: **Dec. 6, 1996**

[51] LOC (6) Cl. **02-99**

[52] U.S. Cl. **D2/972**

[58] Field of Search D2/896, 902, 907,
D2/946, 969, 972, 973; 36/114, 45, 50.1,
57, 78; 24/714.6

[56] References Cited

U.S. PATENT DOCUMENTS

- D. 272,771 2/1984 Muller-Feigelstock .
- D. 311,637 10/1990 Hatfield D2/972
- D. 313,498 1/1991 Aveni .
- D. 320,883 10/1991 Aveni .
- D. 331,484 12/1992 Feller .
- D. 331,493 12/1992 O'Rorke .
- D. 341,933 12/1993 Dahlsten et al. .
- D. 344,397 2/1994 Zelenko D2/972
- D. 347,724 6/1994 Teague .
- D. 348,561 7/1994 Lozano .
- D. 348,764 7/1994 Teague .
- D. 348,978 7/1994 Avar .
- D. 349,394 8/1994 Hatfield .
- D. 349,601 8/1994 Buck, IV .
- D. 353,040 12/1994 Avar .
- D. 357,112 4/1995 Kittle et al. .
- D. 358,021 5/1995 Vestuti .
- D. 362,334 9/1995 Avar .
- D. 369,897 5/1996 Worthington .
- D. 374,339 10/1996 Von Conta D2/969
- D. 375,194 11/1996 Teague .

OTHER PUBLICATIONS

- Nike Late Spring 1995 Footwear Catalog, p. 6, published Sep. 1994.
- Nike Spring 1995 Footwear Catalog, p. 32, published Jun. 1994.
- Nike Holiday 1994 Footwear Catalog, p. 12, published Mar. 1994.
- Nike Fall 1994 Footwear Catalog, p. 68, published Nov. 1993.
- Nike Late Spring 1994 Footwear Catalog, p. 56, published Sep. 1993.
- Nike Holiday 1996 Footwear Catalog, p. 25, published Mar. 1996.
- Nike Fall 1996 Footwear Catalog, pp. 51, 77, 195, published Dec. 1995.
- Nike Late Spring 1997 Footwear Catalog, pp. 6, 32, 166, 198, published Sep. 1996.

Primary Examiner—Dominic Simone
Attorney, Agent, or Firm—Banner & Witcoff, Ltd.


[57] CLAIM

The ornamental design for an element of a shoe upper, as shown and described.

DESCRIPTION

FIG. 1 is a side elevational view of an element of a shoe upper showing my new design;
FIG. 2 is a front elevational view thereof;
FIG. 3 is a rear elevational view thereof; and,
FIG. 4 is a top plan view thereof.
The broken line showing of a shoe sole and the remaining portion of the shoe upper shown in FIGS. 1-4 is for illustrative purposes only and forms no part of the claimed design.

1 Claim, 2 Drawing Sheets






FIG. 1

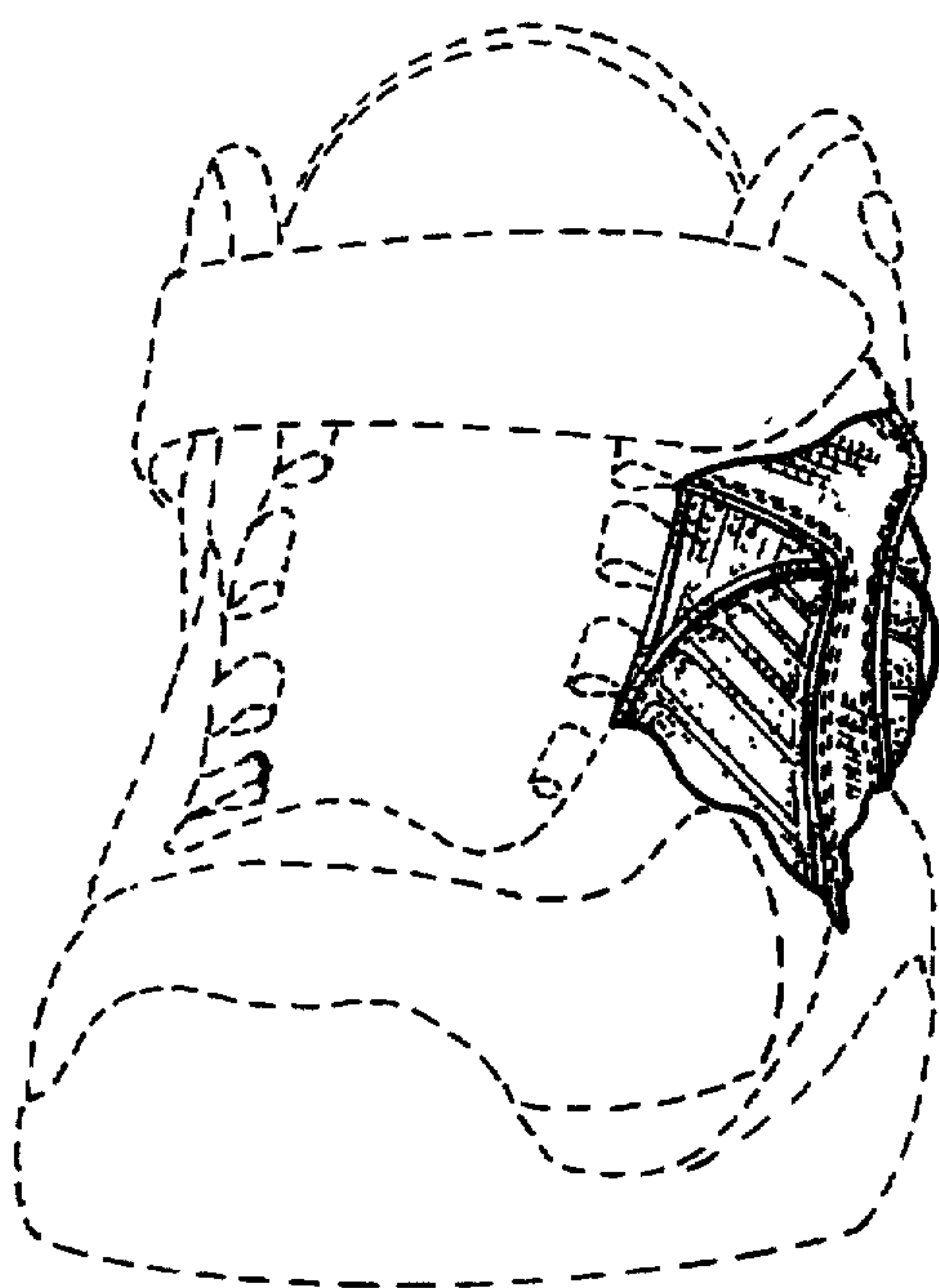


FIG. 2

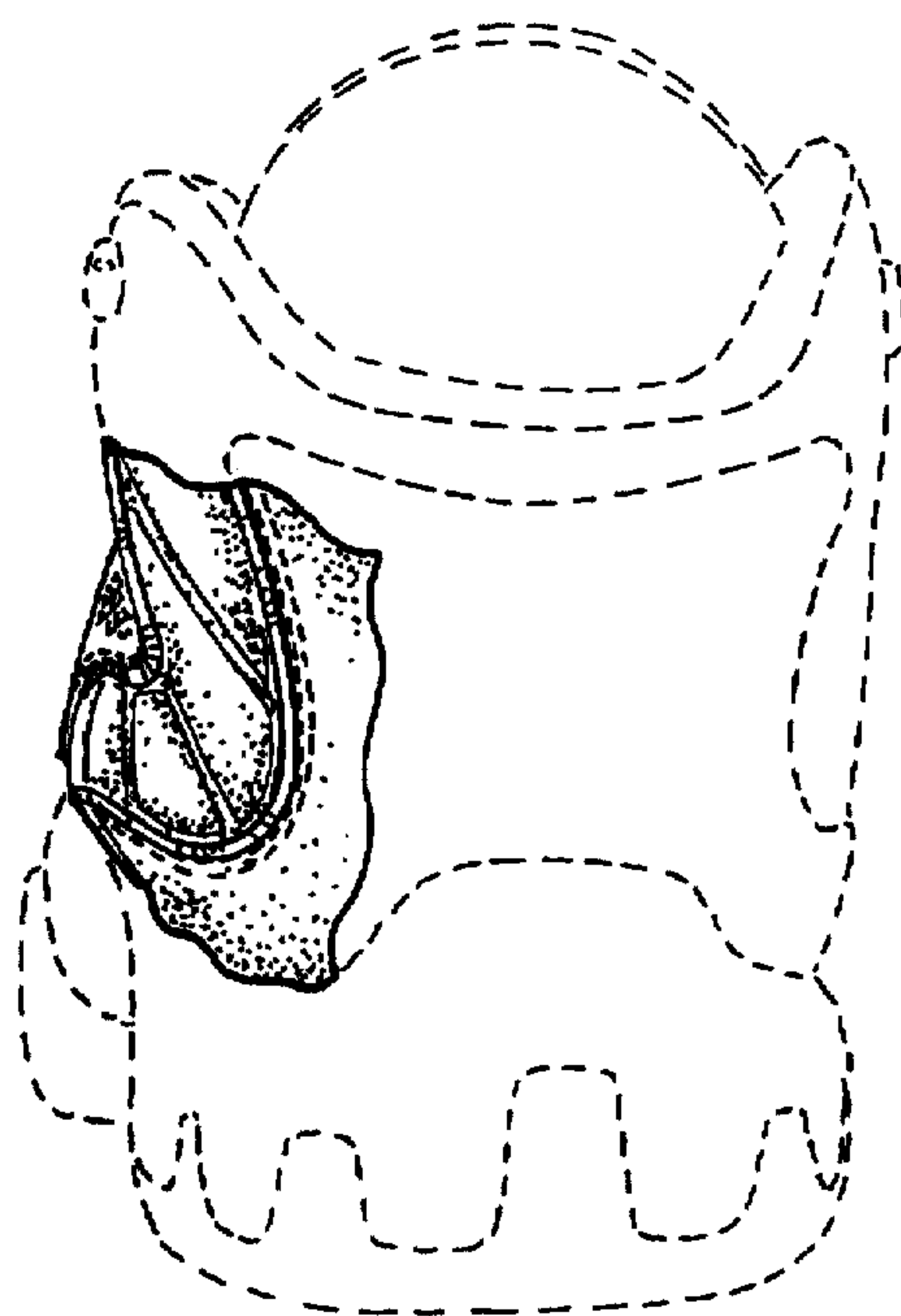


FIG. 3

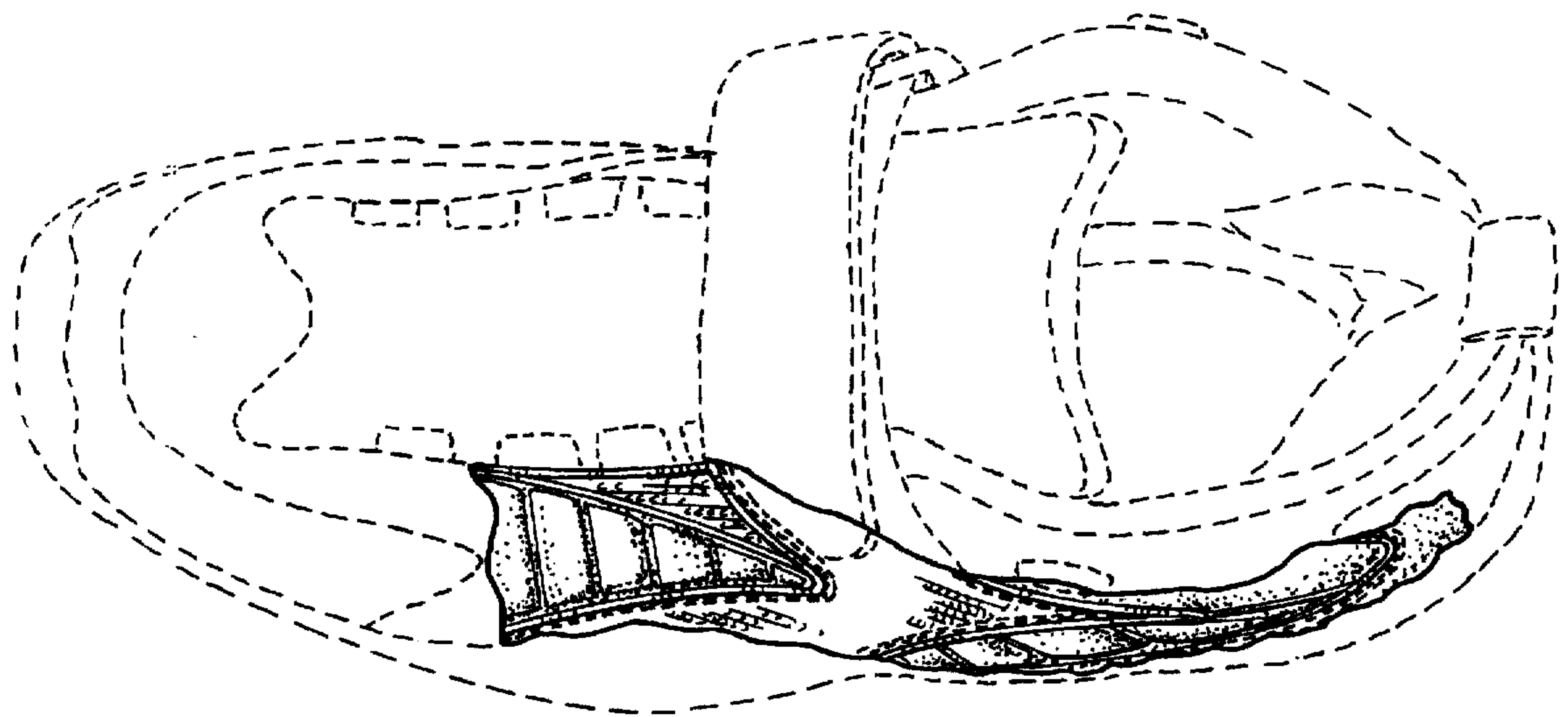


FIG. 4