



US00D386598S

United States Patent [19]

[11] Patent Number: **Des. 386,598**

Fogg

[45] Date of Patent: ****Nov. 25, 1997**

[54] **ELEMENT OF A SHOE UPPER**

D. 377,414 1/1997 Hatfield .

[75] Inventor: **Peter M. Fogg**, Lake Oswego, Oreg.

OTHER PUBLICATIONS

[73] Assignee: **Nike, Inc.**, Beaverton, Oreg.

Nike Spring 1996 Footwear Catalog, pp. 28, 41, 42, published Jun. 1995.

[**] Term: **14 Years**

Primary Examiner—Dominic Simone
Attorney, Agent, or Firm—Banner & Witcoff, Ltd.

[21] Appl. No.: **65,146**

[22] Filed: **Jan. 22, 1997**

[57] CLAIM

[51] **LOC (6) Cl.** **02-99**

[52] **U.S. Cl.** **D2/972**

[58] **Field of Search** D2/896, 902, 907,
D2/946, 970, 972, 973, 974; 36/83, 84,
45, 50.1, 114, 53

The ornamental design for an element of a shoe upper, as shown and described.

DESCRIPTION

[56] References Cited

U.S. PATENT DOCUMENTS

D. 173,030	9/1954	Hoza	D2/902
D. 173,700	12/1954	Hosker	D2/907
D. 237,425	11/1975	Askew	.	
D. 306,370	5/1990	Selbiger et al.	.	
D. 350,022	8/1994	Bell et al.	.	
D. 361,425	8/1995	Backus	.	
D. 365,922	1/1996	O'Rorke	D2/907
D. 369,460	5/1996	Van Noy	.	
D. 373,463	9/1996	Greene	.	

FIG. 1 is a side elevational view of an element of a shoe upper showing my new design;


FIG. 2 is a front elevational view of the element of a shoe upper shown in FIG. 1;

FIG. 3 is a rear elevational view of the element of a shoe upper shown in FIG. 1; and,

FIG. 4 is a top plan view of the element of a shoe upper shown in FIG. 1.

The broken line showing of the remainder of the shoe is for illustration purposes only and forms no part of the claimed design.

1 Claim, 2 Drawing Sheets



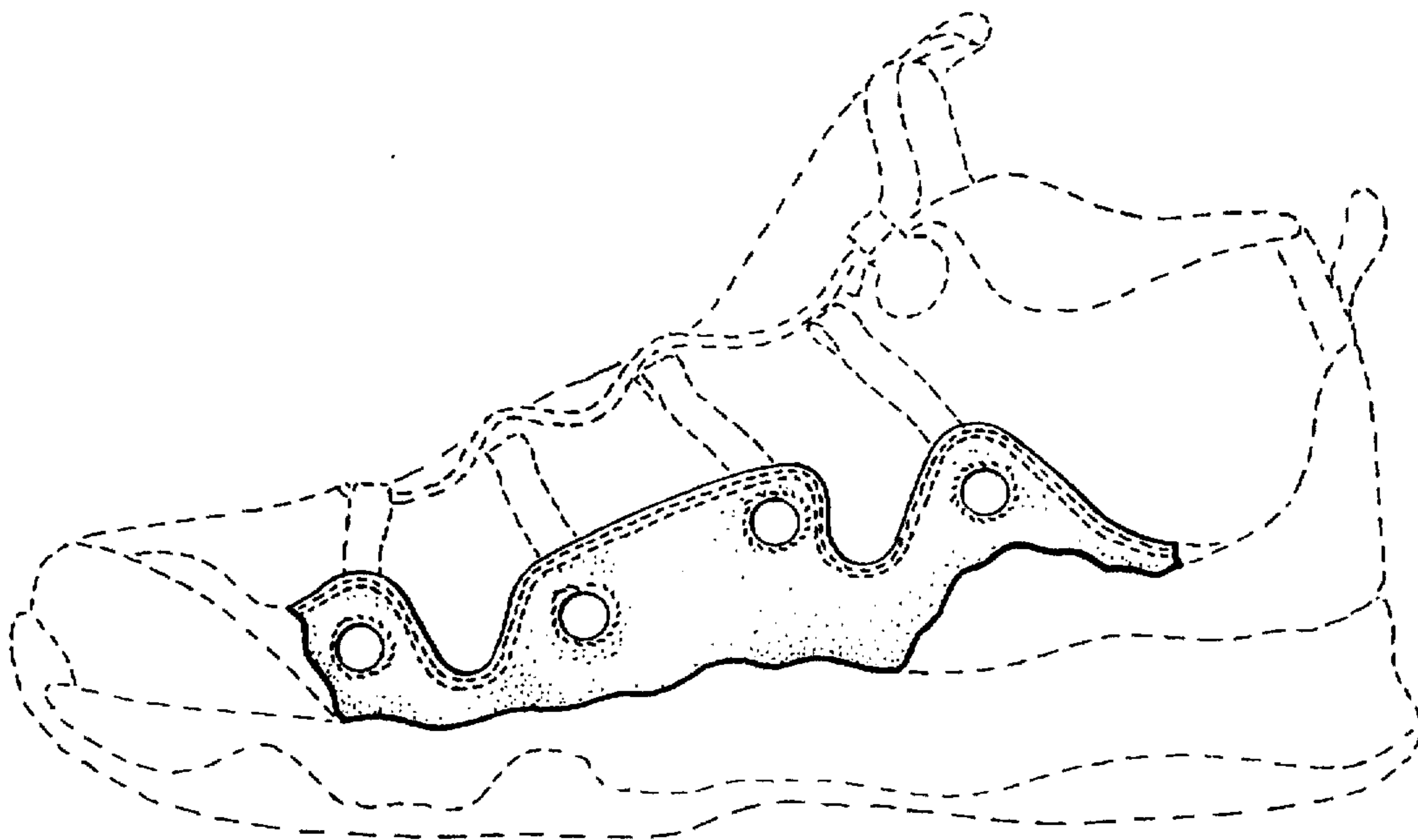


FIG. 1

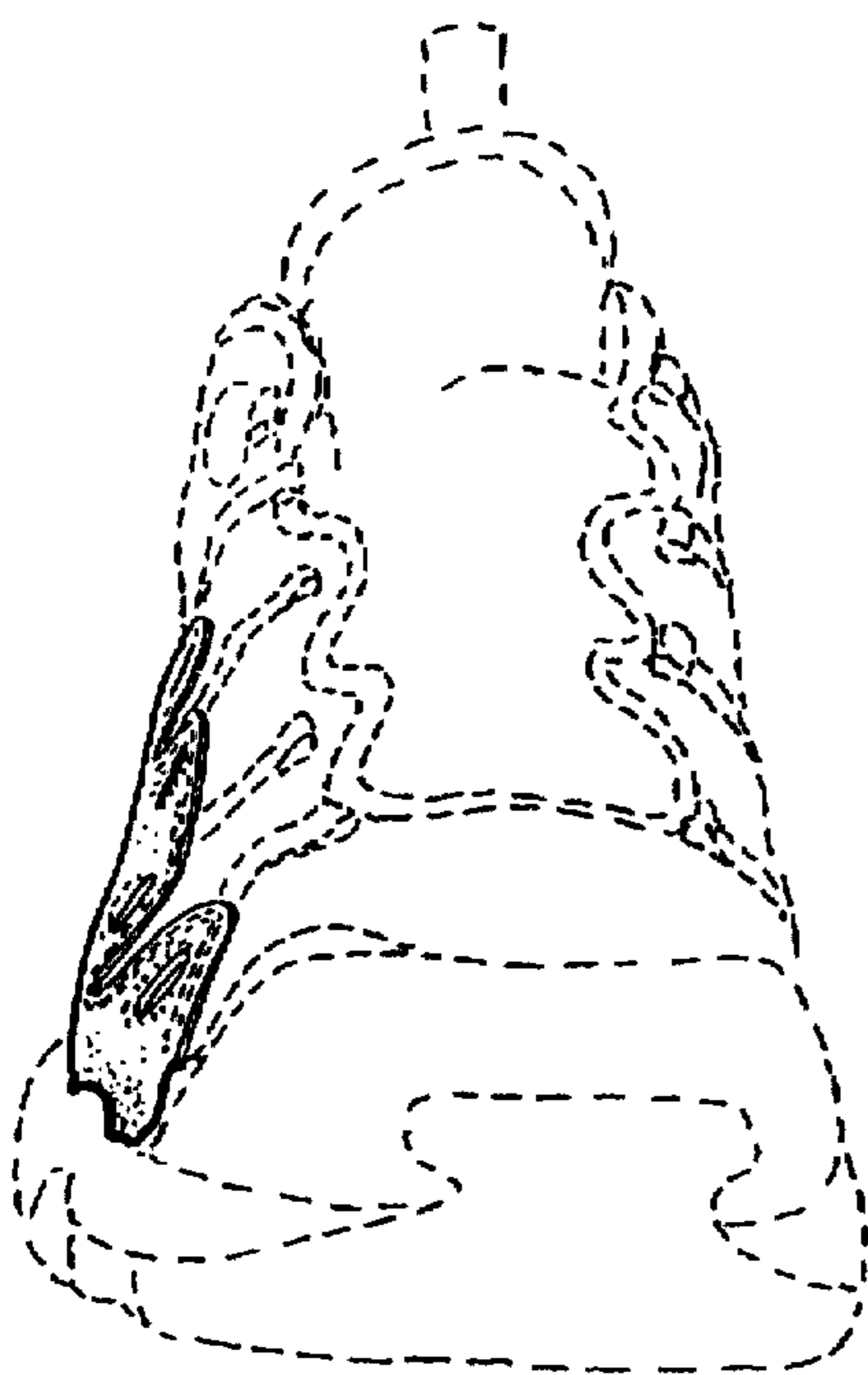


FIG. 2

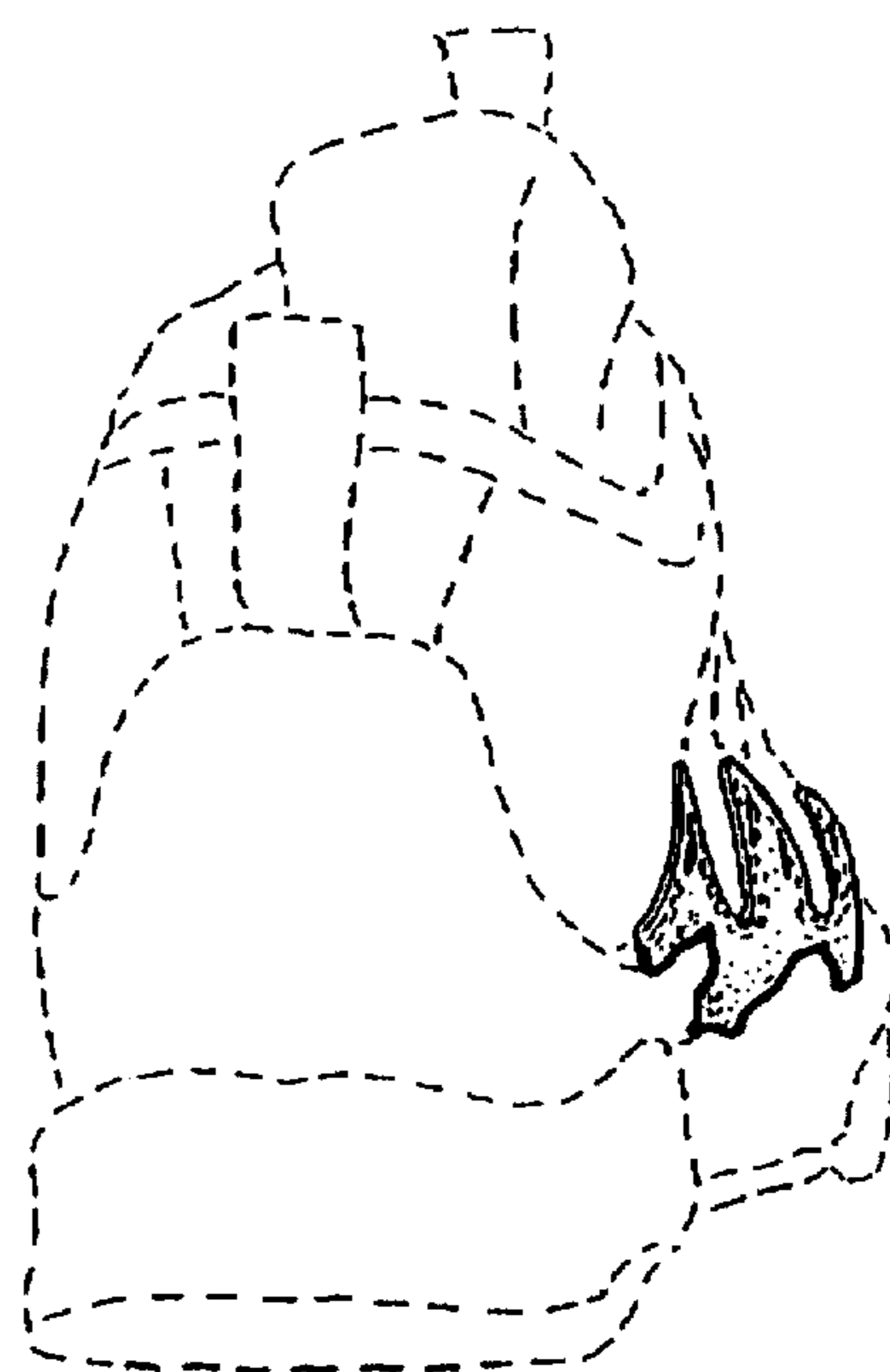


FIG. 3

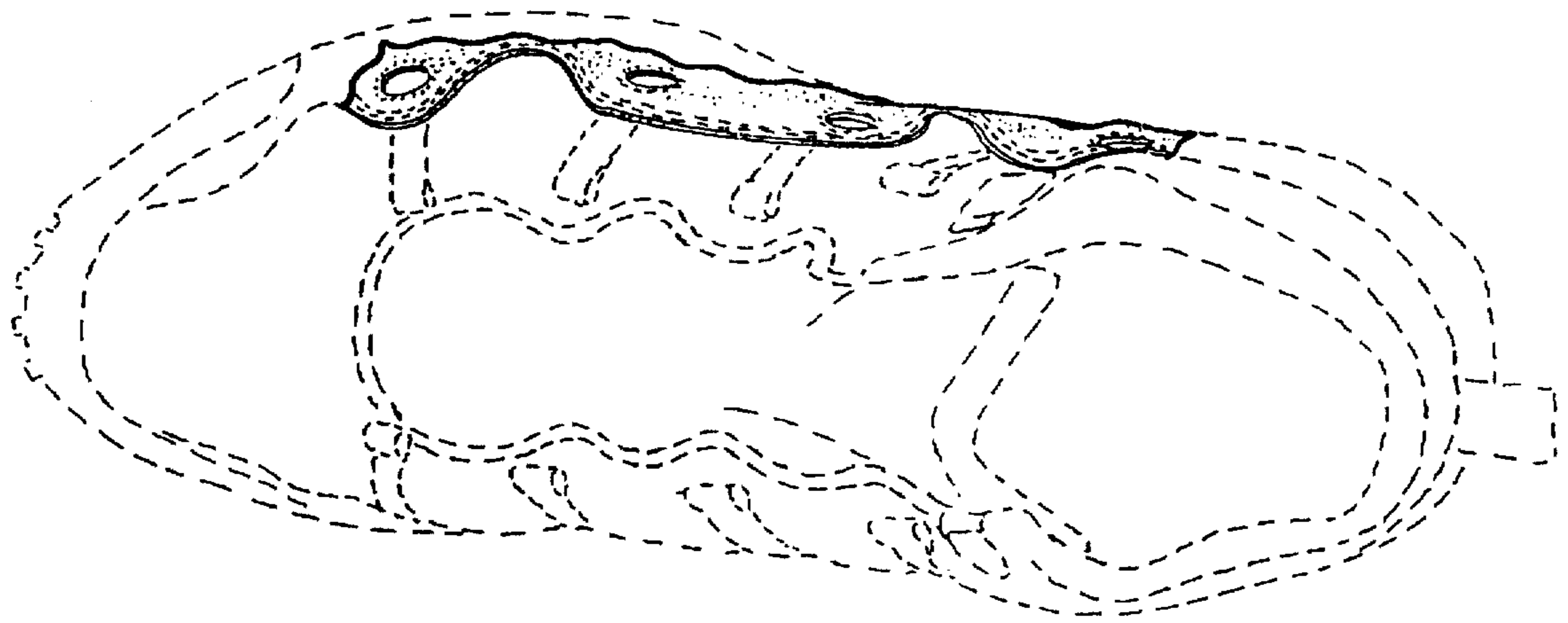


FIG. 4