



US00D386590S

United States Patent [19]

[11] Patent Number: **Des. 386,590**

Cass

[45] Date of Patent: ****Nov. 25, 1997**

[54] ELEMENT OF A SHOE SOLE

[75] Inventor: **William J. Cass**, Hillsboro, Oreg.

[73] Assignee: **Nike, Inc.**, Beaverton, Oreg.

[**] Term: **14 Years**

[21] Appl. No.: **66,348**

[22] Filed: **Feb. 11, 1997**

[51] LOC (6) Cl. **02-99**

[52] U.S. Cl. **D2/947; D2/946; D2/972**

[58] Field of Search **D2/896, 902, 907, D2/946, 947, 970, 972-974; 36/83, 84, 45, 50.1, 114, 34 R, 53**

[56] References Cited

U.S. PATENT DOCUMENTS

D. 260,196	8/1981	Plagenhoef	D2/947
D. 311,447	10/1990	Hatfield .	
D. 316,626	5/1991	Hatfield .	
D. 323,059	1/1992	Hatfield .	
D. 323,423	1/1992	Rogers .	
D. 367,952	3/1996	Shea .	
D. 373,674	9/1996	Dolinsky	D2/947 X
D. 374,340	10/1996	Avar	D2/972
5,628,128	5/1997	Miller et al.	36/114 X

OTHER PUBLICATIONS

Nike Late Spring 1997 Footwear Catalog, pp. 124, 231, published Sep. 1996.

Nike Holiday 1996 Footwear Catalog, p. 39, published Mar. 1996.

Nike Spring 1994 Footwear Catalog, p. 134, published Jun. 1993.

Primary Examiner—Dominic Simone

Attorney, Agent, or Firm—Banner & Witcoff, Ltd.

[57] CLAIM

The ornamental design for a element of a shoe sole, as shown and described.

DESCRIPTION

FIG. 1 is a perspective view of an element of a shoe sole showing my new design;

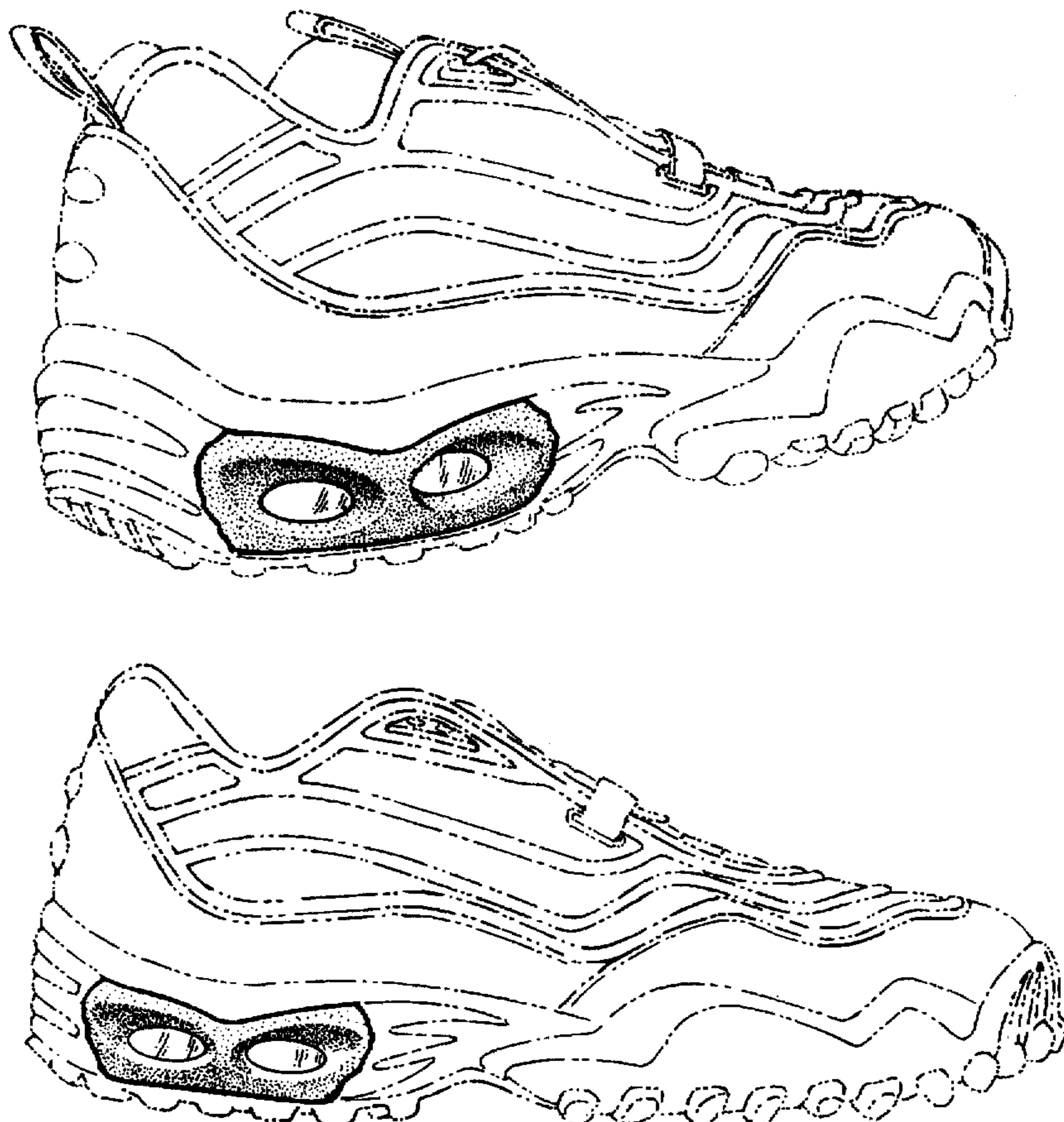
FIG. 2 is a top plan view thereof;

FIG. 3 is a side elevational view thereof; and,

FIG. 4 is a rear elevational view thereof.

The broken line showing of a shoe upper and the remaining portion of the sole in FIGS. 1-4 is for illustrative purposes only and forms no part of the claimed design.

1 Claim, 2 Drawing Sheets



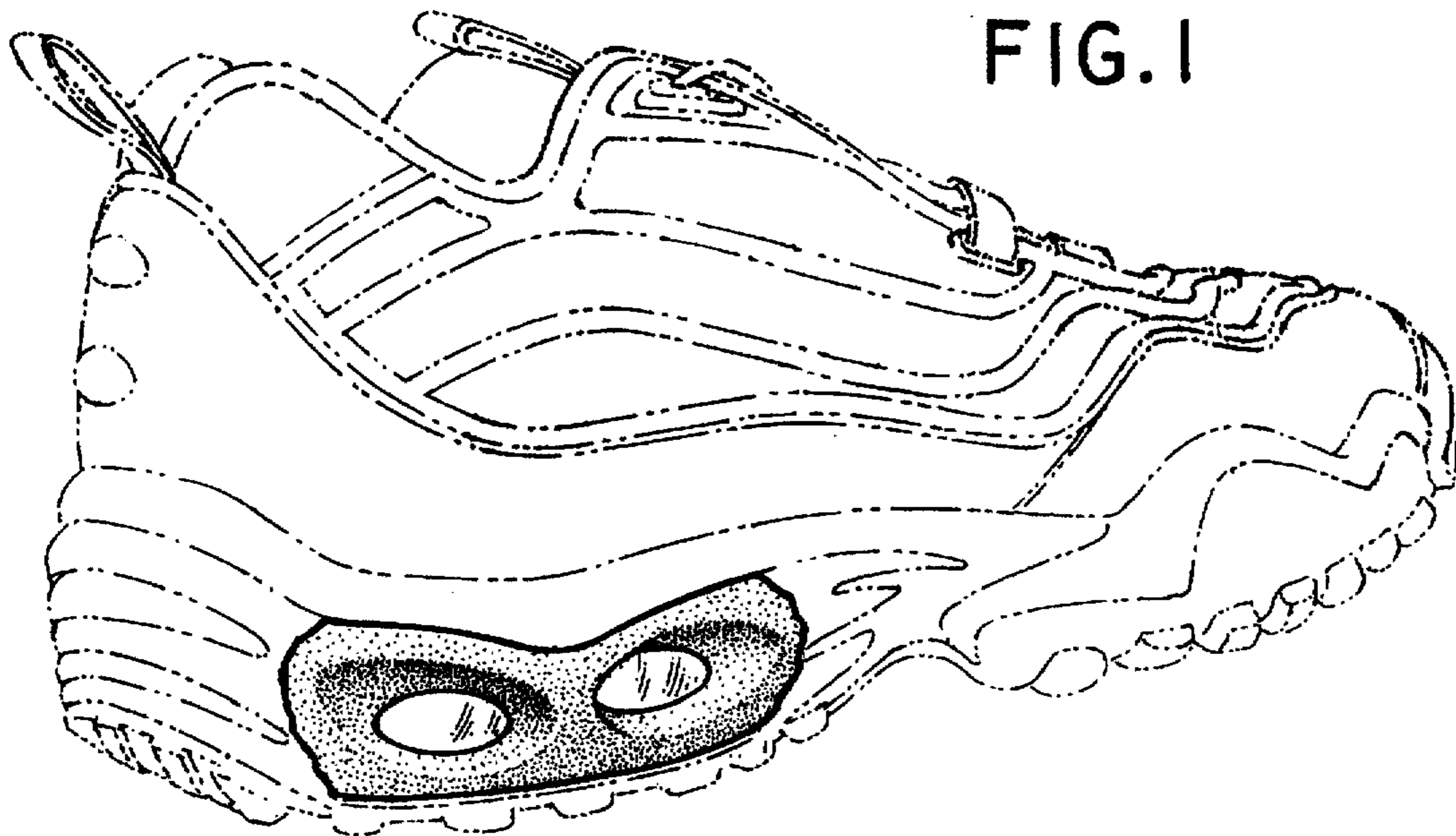


FIG. 2

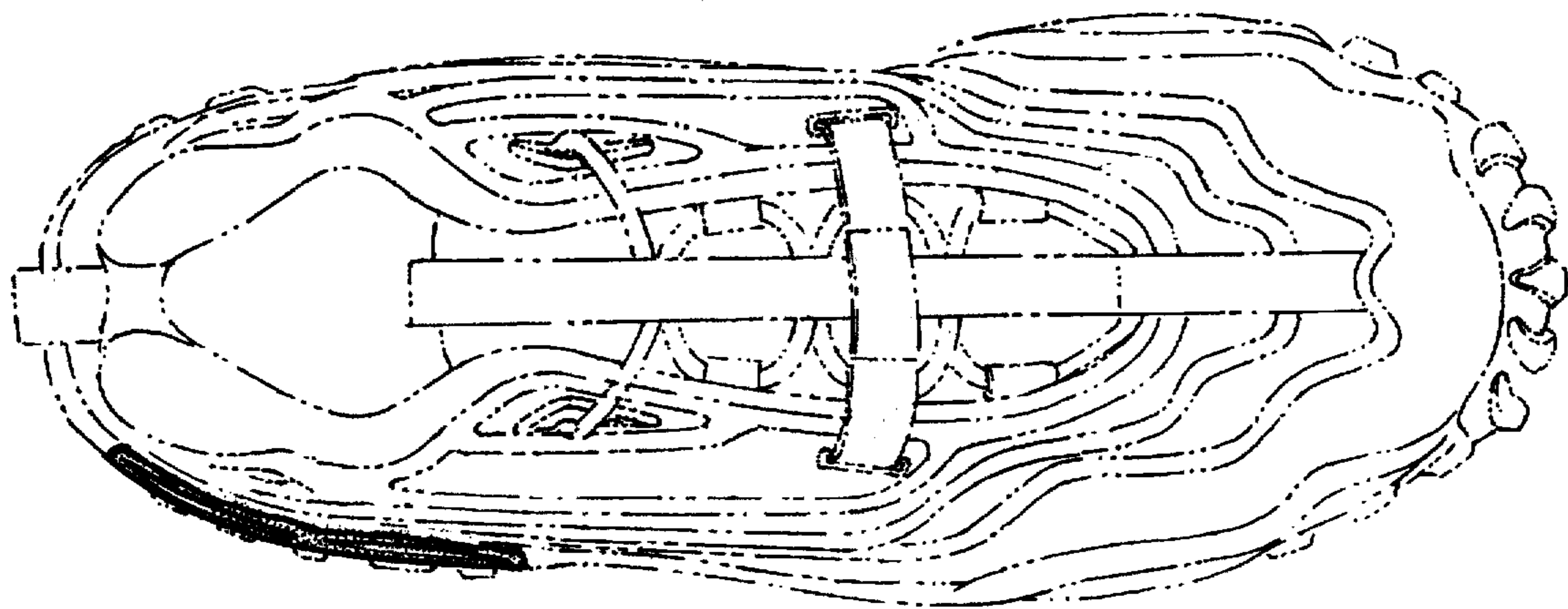


FIG. 3

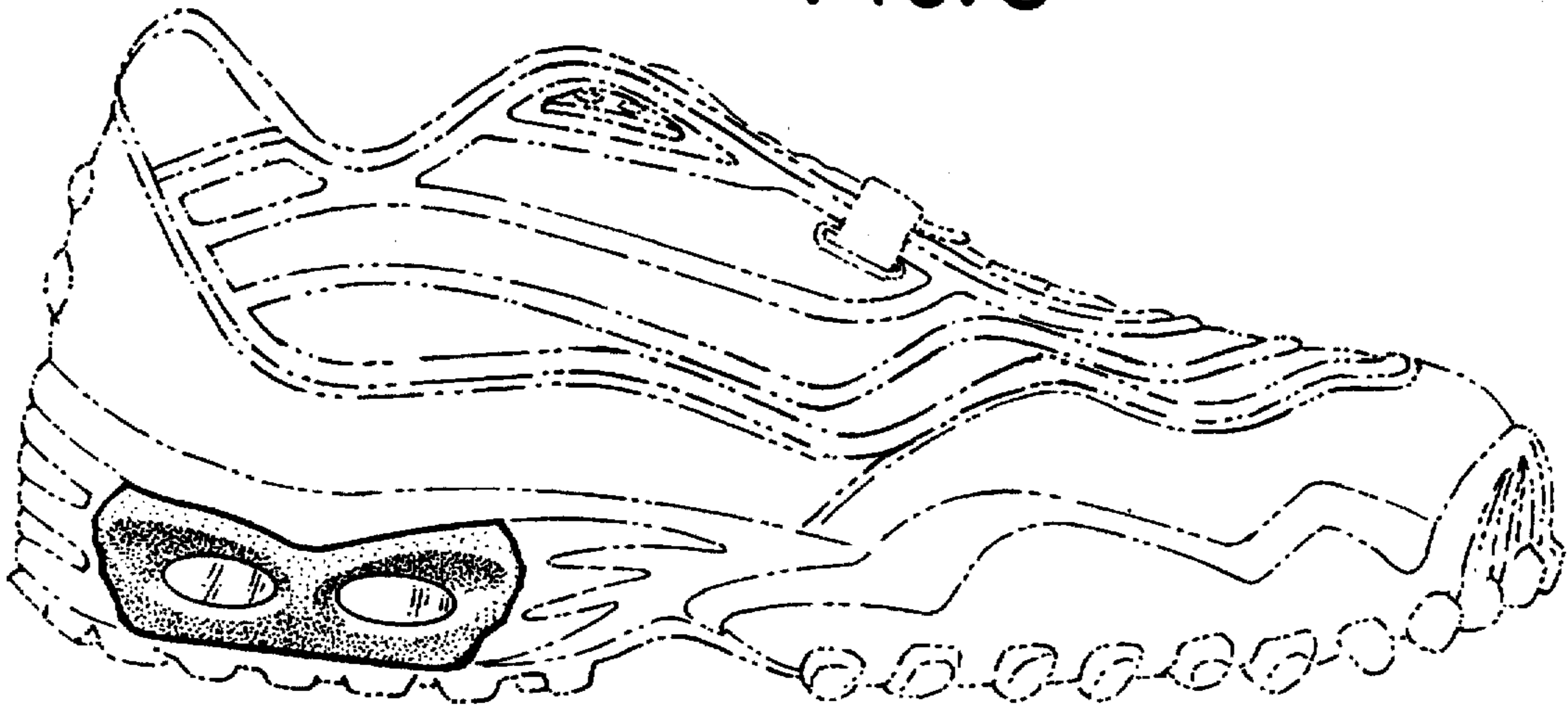


FIG. 4

