



US00D386589S

United States Patent [19] Cass

[11] Patent Number: **Des. 386,589**
[45] Date of Patent: ****Nov. 25, 1997**

[54] ELEMENT OF A SHOE SOLE

[75] Inventor: **William J. Cass, Hillsboro, Oreg.**

[73] Assignee: **Nike, Inc., Beaverton, Oreg.**

[**] Term: **14 Years**

[21] Appl. No.: **64,042**

[22] Filed: **Dec. 20, 1996**

[51] LOC (6) Cl. **02-99**

[52] U.S. Cl. **D2/947; D2/946; D2/972**

[58] Field of Search **D2/896, 902, 907, D2/946, 969, 972, 973, 947; 36/114, 45, 50.1, 57, 78, 25 R, 28, 29, 32 R; 24/714.6**

[56] References Cited

U.S. PATENT DOCUMENTS

D. 260,196	8/1981	Plagenhoef	D2/947
D. 311,989	11/1990	Parker et al.	D2/947
D. 334,280	3/1993	Teague .	
D. 336,772	6/1993	Forland et al. .	
D. 341,478	11/1993	Forland et al. .	
D. 347,106	5/1994	Sell, Jr. et al. .	
D. 351,277	10/1994	Aveni et al. .	
D. 364,036	11/1995	Passke et al. .	
D. 366,756	2/1996	Forland et al. .	
D. 373,674	9/1996	Dolinsky	D2/947 X
D. 375,619	11/1996	Backus et al. .	
4,611,412	9/1986	Cohen .	
4,782,603	11/1988	Brown .	
4,817,304	4/1989	Parker et al. .	
4,936,029	6/1990	Rudy .	
4,972,611	11/1990	Swartz et al. .	
5,005,300	4/1991	Diaz et al. .	
5,353,459	10/1994	Potter et al. .	
5,363,570	11/1994	Allen et al.	36/114 X
5,406,719	4/1995	Potter .	
5,575,088	11/1996	Allen et al. .	

OTHER PUBLICATIONS

Nike Fall 1990 Footwear Catalog, pp. 4, 30, published Dec. 1989.
 Nike Spring 1991 Footwear Catalog, p. 1, published Jun. 1990.
 Nike Fall 1991 Footwear Catalog, pp. 2, 8, published Dec. 1990.
 Nike Spring 1994 Footwear Catalog, p. 134, published Jun. 1993.
 Nike Holiday 1995 Footwear Catalog, p. 25, published Mar. 1995.
 Nike Late Spring 1996 Footwear Catalog, p.134, published Aug. 1995.
 Nike Fall 1996 Footwear Catalog, p. 32, published Dec. 1995.
 Nike Holiday 1996 Footwear Catalog, p. 39, published Mar. 1996.
 Nike Late Spring 1997 Footwear Catalog, pp. 6, 64, published Sep. 1996.

Primary Examiner—Dominic Simone
Attorney, Agent, or Firm—Banner & Witcoff, Ltd.

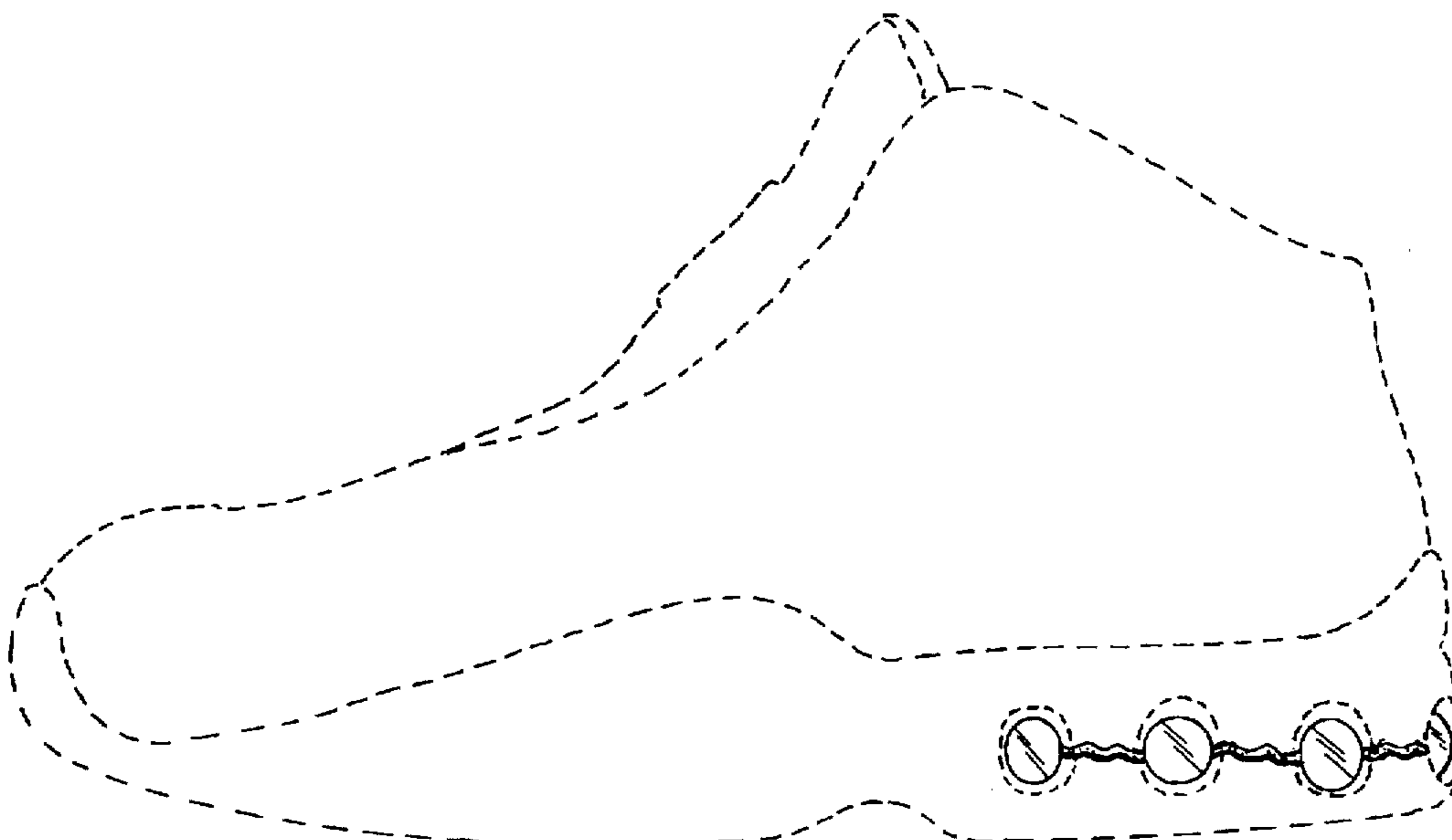
[57] CLAIM

The ornamental design for an element of a shoe sole, as shown and described.

DESCRIPTION

FIG. 1 is a side elevational view of an element of a shoe sole showing my new design;
 FIG. 2 is a side elevational view of the other side thereof; and,
 FIG. 3 is a rear elevational view thereof.
 The broken line showing of the remaining portion of a shoe sole and a shoe upper in FIGS. 1-3 is for illustrative purposes only and forms no part of the claimed design.

1 Claim, 2 Drawing Sheets



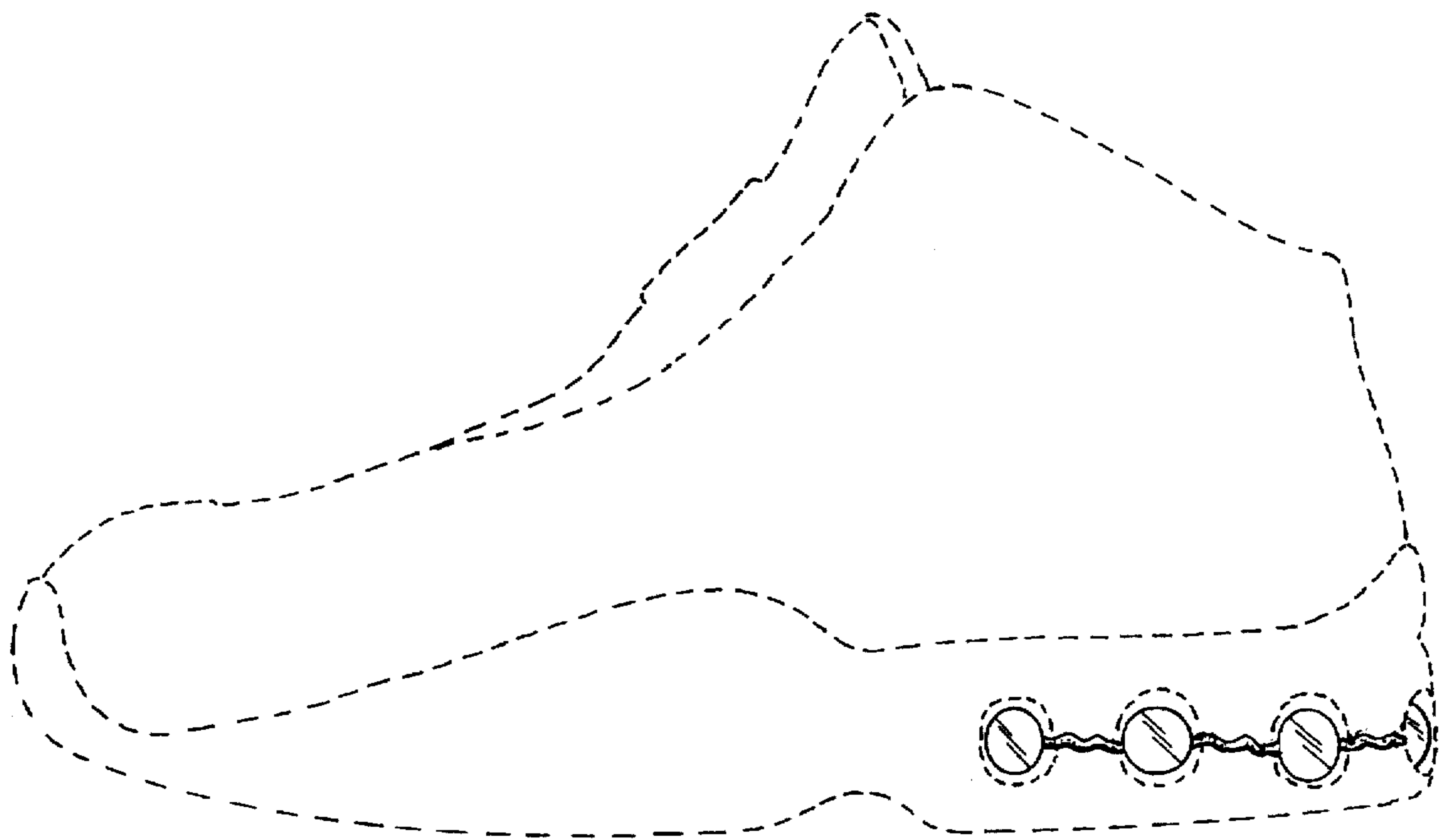


FIG. 1

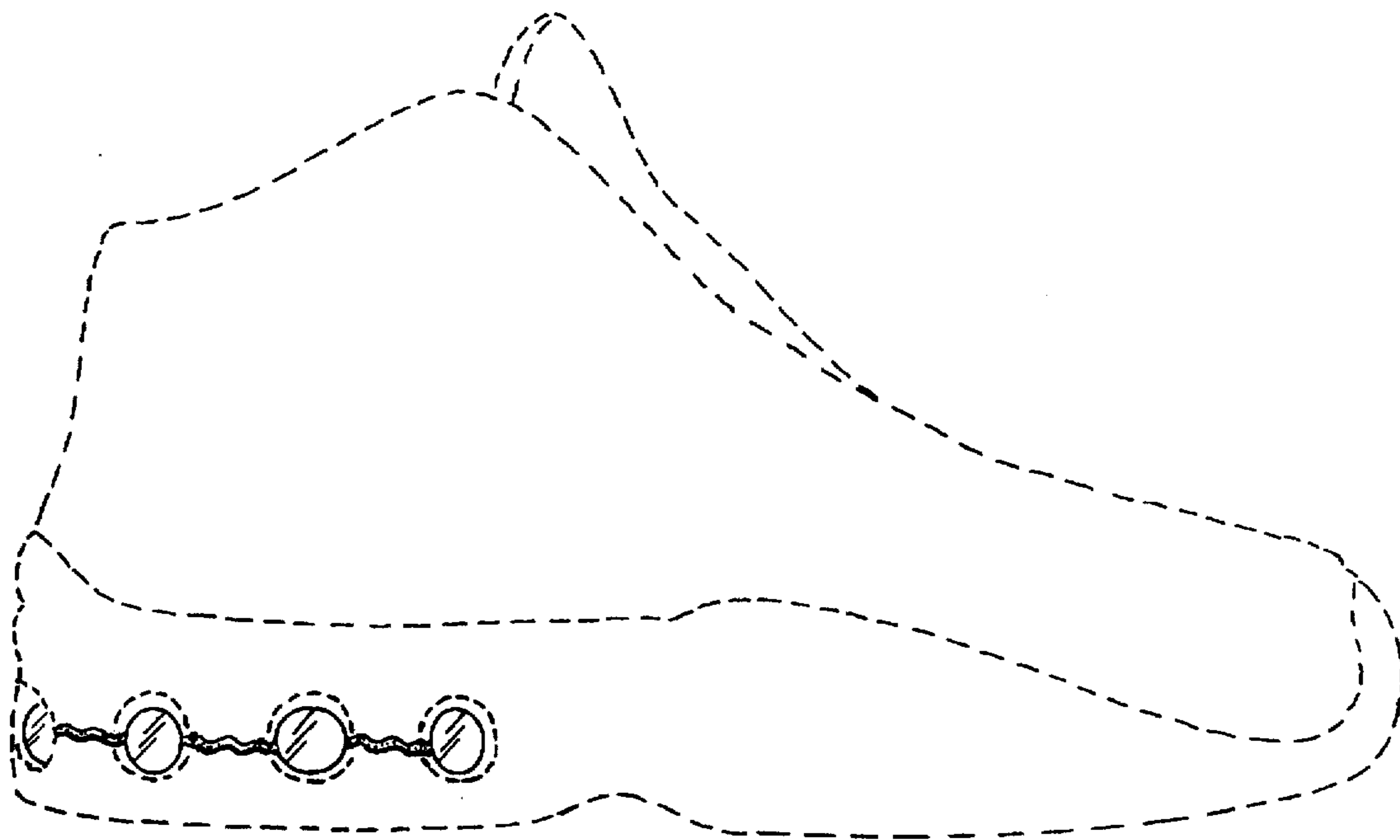


FIG. 2

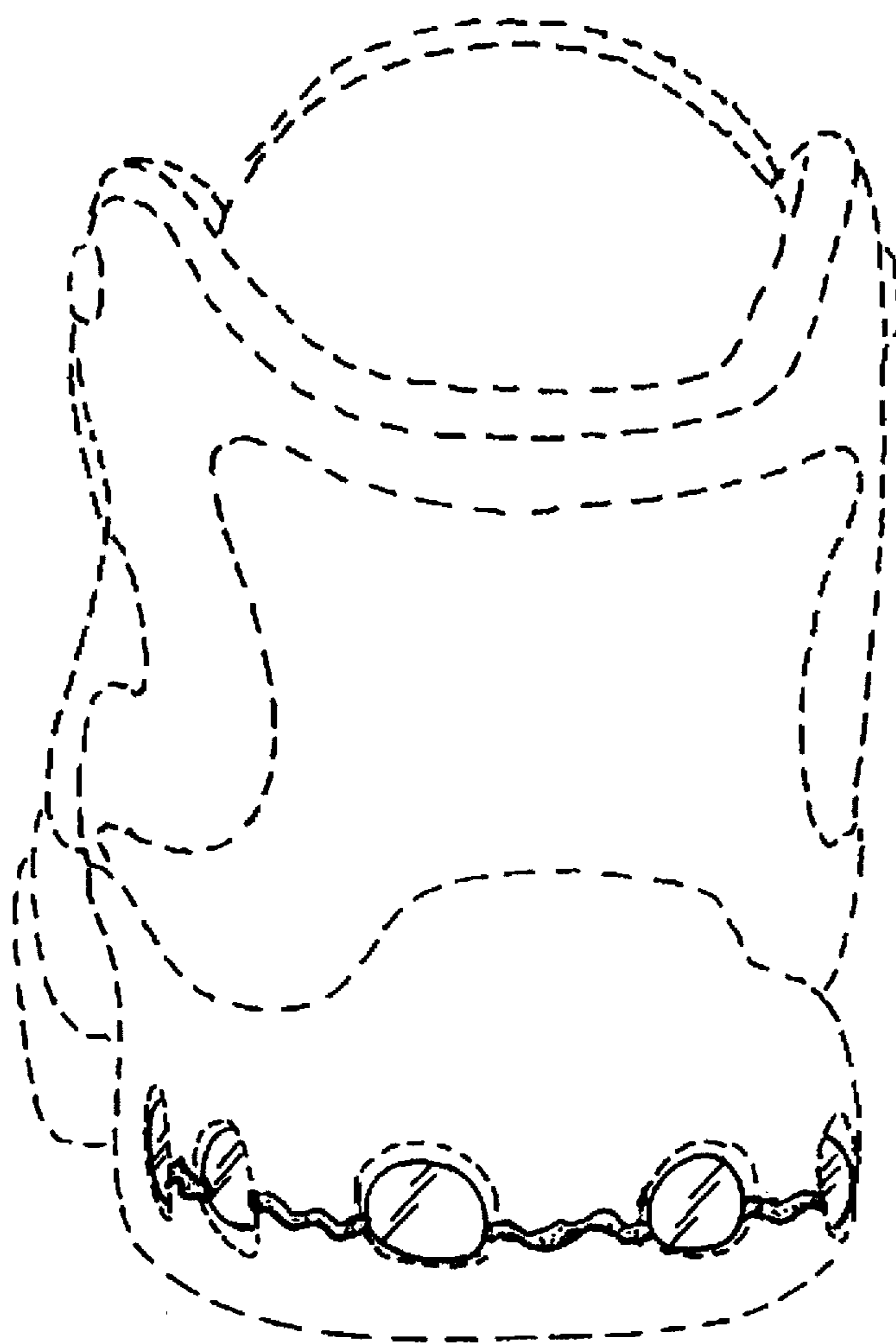


FIG. 3