



US00D386585S

United States Patent [19]

Blaeske, Jr.

[11] Patent Number: **Des. 386,585**

[45] Date of Patent: ****Nov. 25, 1997**

[54] **SUIT VEST AND SHORTS**

[76] Inventor: **Ronald J. Blaeske, Jr.**, 19119 Rogers Rd., Odessa, Fla. 33556

[**] Term: **14 Years**

[21] Appl. No.: **47,503**

[22] Filed: **Dec. 6, 1995**

[51] LOC (6) Cl. **02-02**

[52] U.S. Cl. **D2/737; D2/731; D2/732; D2/738; D2/729**

[58] **Field of Search** D2/700, 729, 731, D2/732, 739, 737, 742, 738, 743, 744, 828, 829, 830, 831, 839, 840, 841, 864, 851; 2/46, 51, 69, 69.5, 84, 94, 102, 115, 228, 238

[56] **References Cited**

U.S. PATENT DOCUMENTS

- D. 249,097 8/1978 Rahaim D2/851 X
- D. 261,447 10/1981 Viio D2/829
- D. 292,840 11/1987 O'Brien D2/829

- D. 332,172 1/1993 Lewis D2/829
- 2,992,433 7/1961 Roberge 2/94
- 3,085,250 4/1963 Finlay D2/829 X
- 5,144,694 9/1992 Da Oud et al. 2/69

Primary Examiner—Louis S. Zarfaz
Assistant Examiner—Monica A. Weingart
Attorney, Agent, or Firm—Dennis H. Lambert

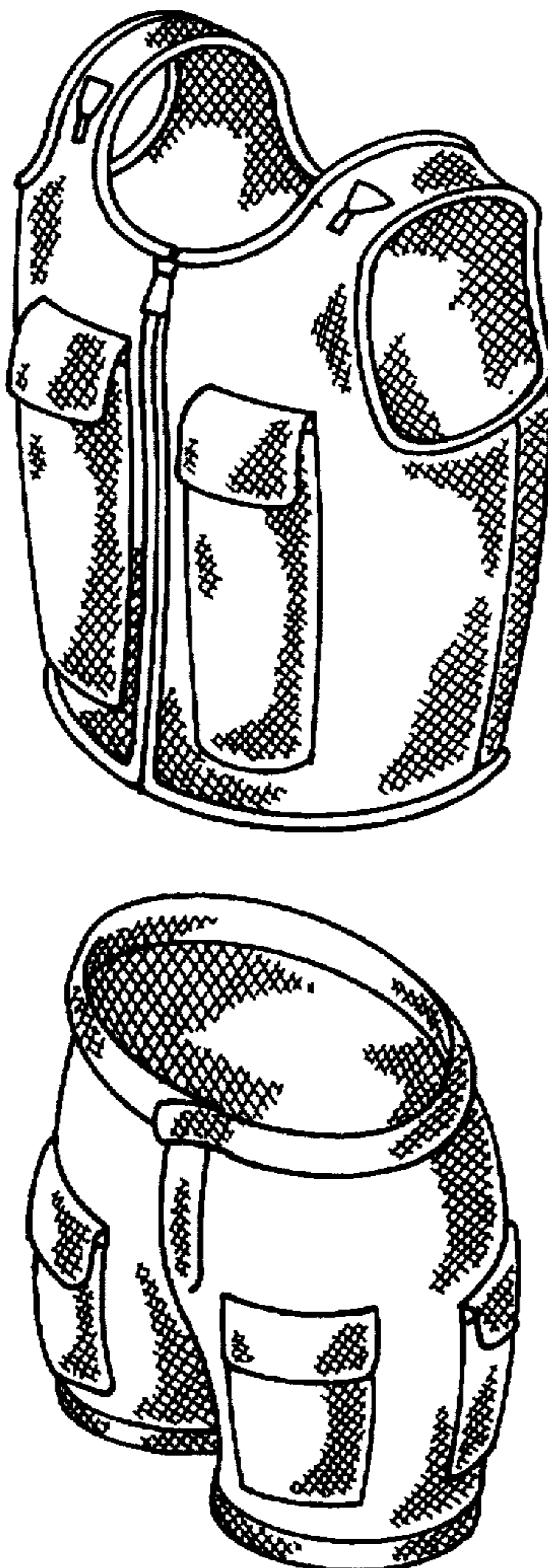
[57] **CLAIM**

The ornamental design for a suit vest and shorts, as shown and described.

DESCRIPTION

FIG. 1 is a front, top and side perspective view of the suit vest and shorts embodying the design of the present invention;
FIG. 2 is a front elevational view thereof;
FIG. 3 is a rear elevational view thereof;
FIG. 4 is a side elevational view thereof, the side opposite being a mirror image of the side shown in FIG. 4.
FIG. 5 is a top plan view thereof; and,
FIG. 6 is a bottom plan view thereof.

1 Claim, 3 Drawing Sheets



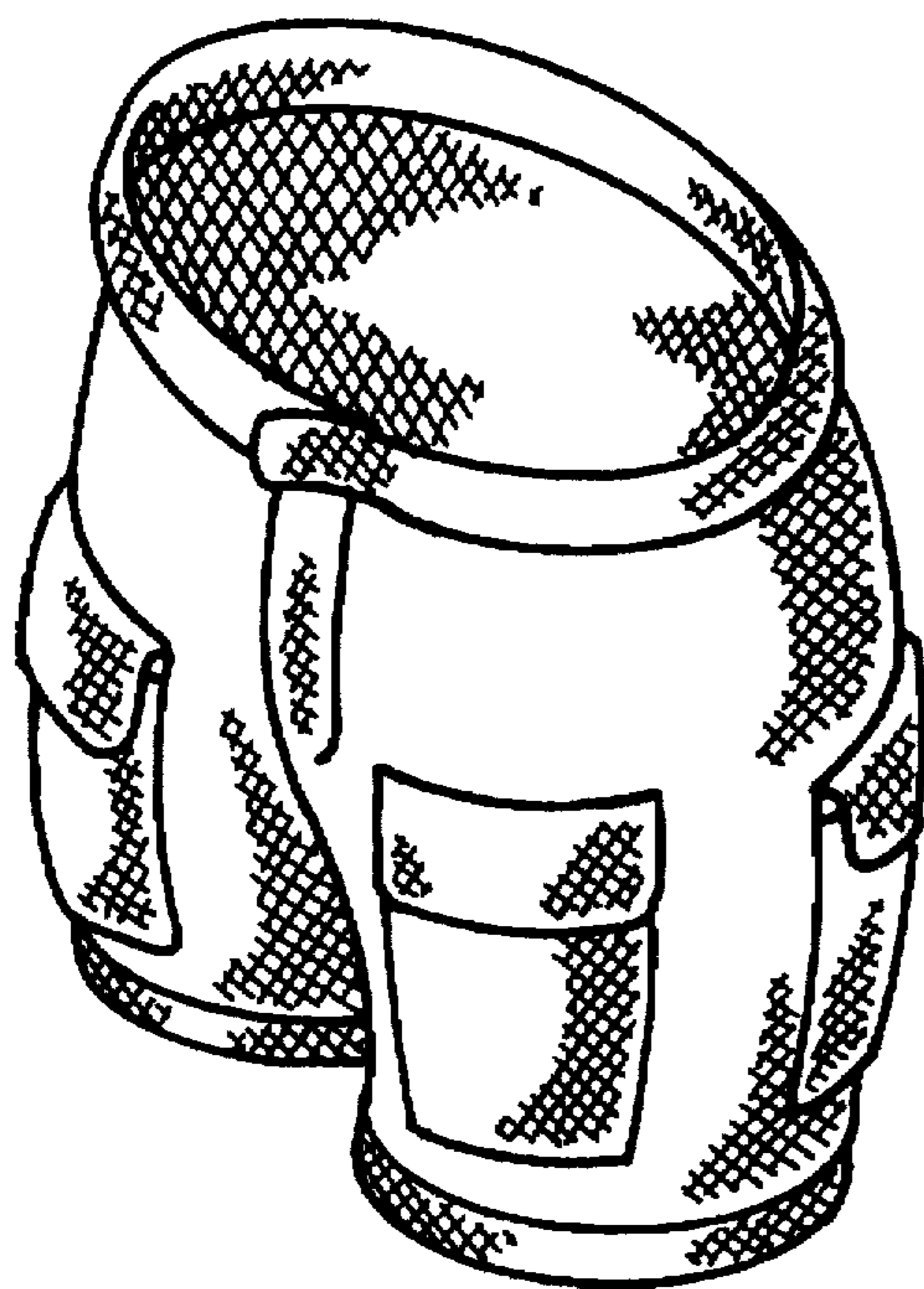



FIG. 1.

FIG. 5.

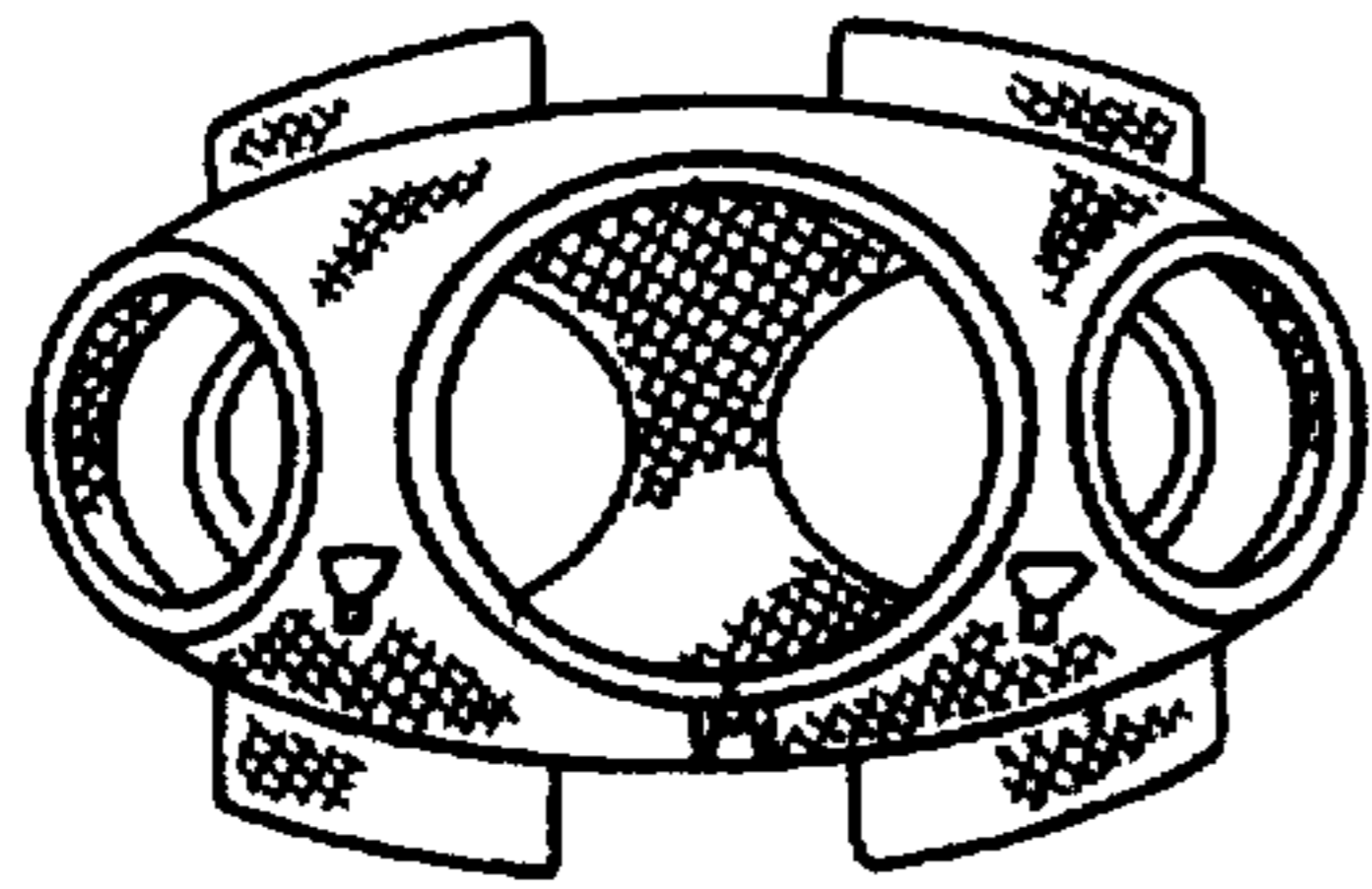


FIG. 2.




FIG. 4.

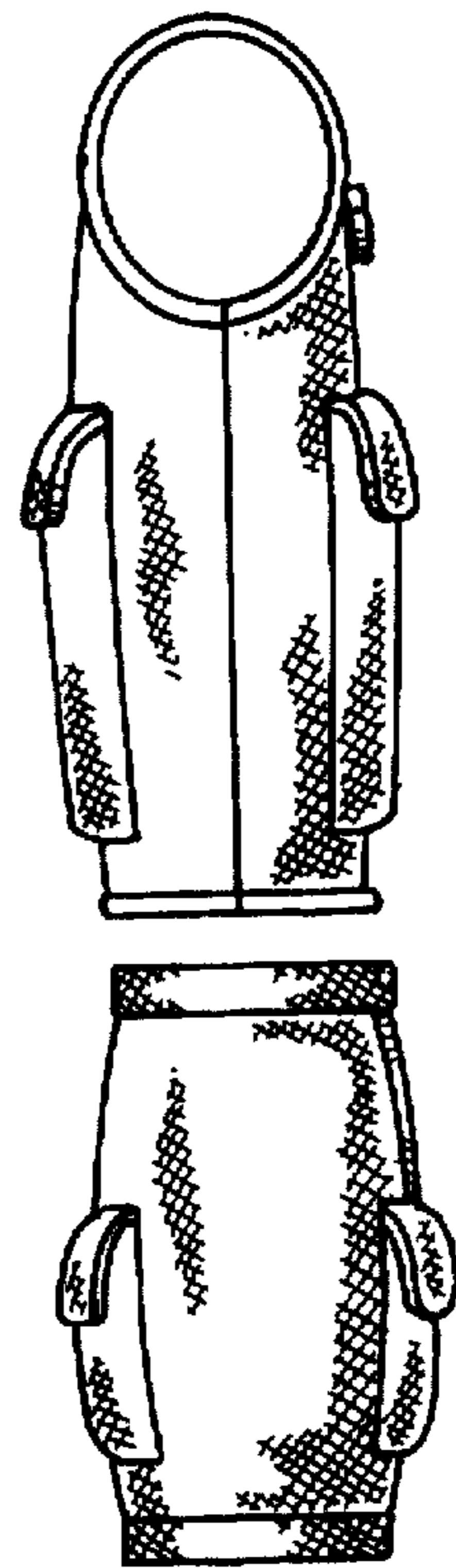


FIG. 6.

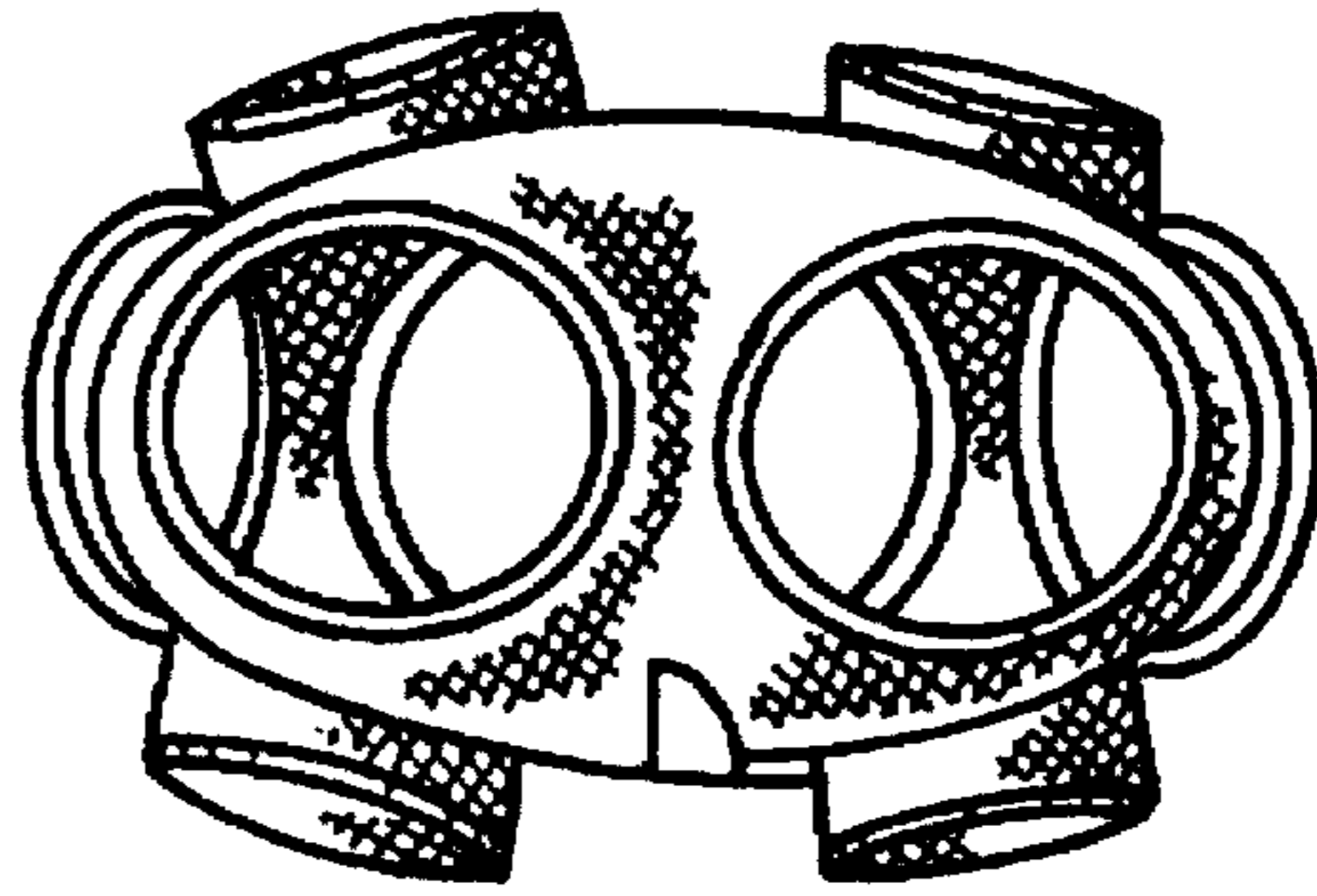


FIG. 3.

