



US00D386556S

United States Patent [19] Magers

[11] Patent Number: **Des. 386,556**
[45] Date of Patent: ****Nov. 18, 1997**

[54] **FISHING LURE ATTACHMENT**

[76] Inventor: **Kathy Magers, 5507 Yacht Club Dr.,
Rockwall, Tex. 75087**

[**] Term: **14 Years**

[21] Appl. No.: **41,553**

[22] Filed: **Jul. 18, 1995**

[51] LOC (6) Cl. **22-05**

[52] U.S. Cl. **D22/126**

[58] Field of Search D12/114; D22/134,
D22/132, 126, 128, 129; 43/42.35, 42.39,
42.28, 42.36, 42.29, 42.45, 42.16-42.22

[56] **References Cited**

U.S. PATENT DOCUMENTS

D. 273,318	4/1984	Abberger	D22/128
D. 276,256	11/1984	Teal	D22/128
D. 302,200	7/1989	Williams, Jr.	D22/126
D. 335,913	5/1993	Norris	D22/128
D. 363,337	10/1995	Gentry	D22/128
3,139,695	7/1964	Makowski	D22/129
3,854,233	12/1974	Browning	43/42.29

3,987,576	10/1976	Strader	43/42.39
4,888,909	12/1989	Adams	43/42.16
5,412,901	5/1995	Matinez	43/42.22

FOREIGN PATENT DOCUMENTS

0483544	4/1938	United Kingdom	D22/126 X
---------	--------	----------------	-------	-----------

Primary Examiner—Melody N. Brown
Attorney, Agent, or Firm—Harold H. Dutton, Jr.; W. Charles
L. Jamison; Diane F. Liebman

[57] **CLAIM**

The ornamental design for a fishing lure attachment, as shown and described.

DESCRIPTION

FIG. 1 is a front view of a fishing lure attachment showing my new design;
FIG. 2 is a side view thereof;
FIG. 3 is a bottom view thereof; and,
FIG. 4 is a top view thereof.
The rear is identical to the front, and the side opposite to that shown in FIG. 2 is identical thereto.

1 Claim, 1 Drawing Sheet

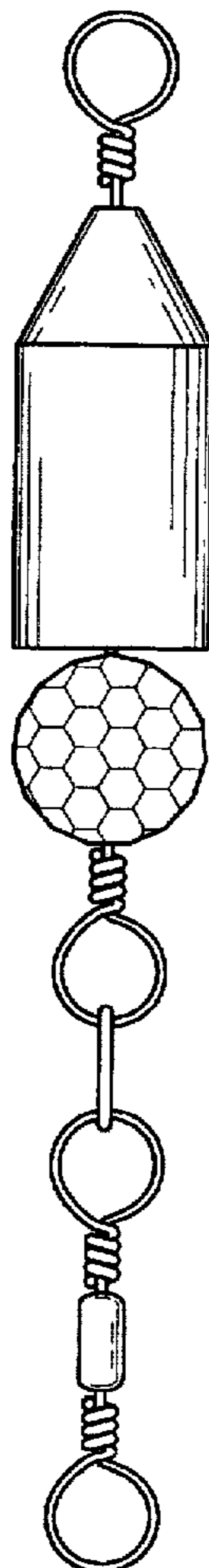


FIG. 1

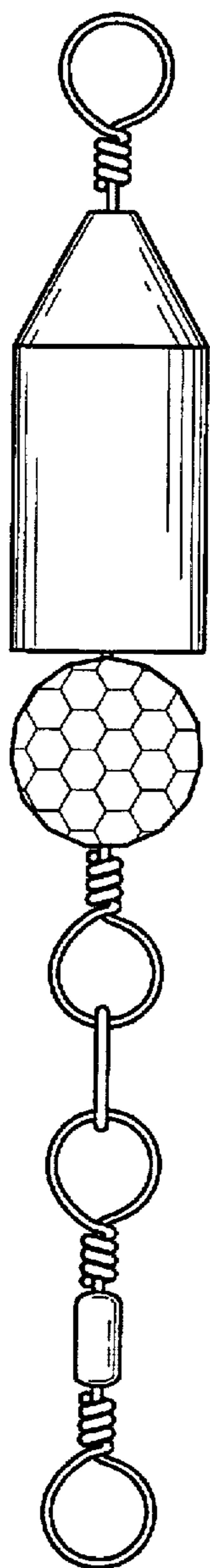


FIG. 2

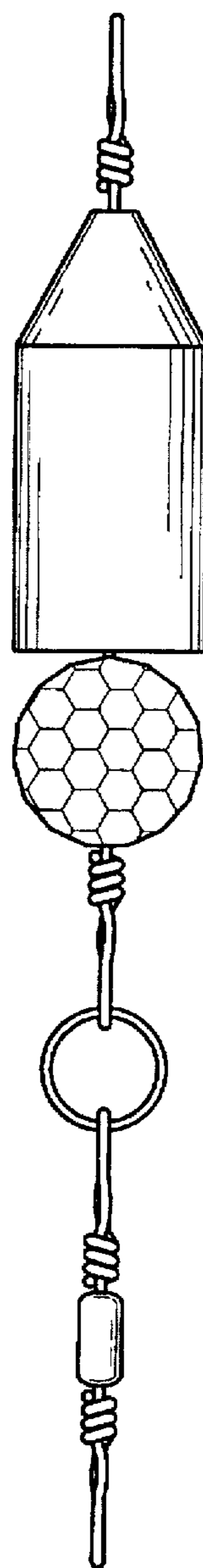


FIG. 3

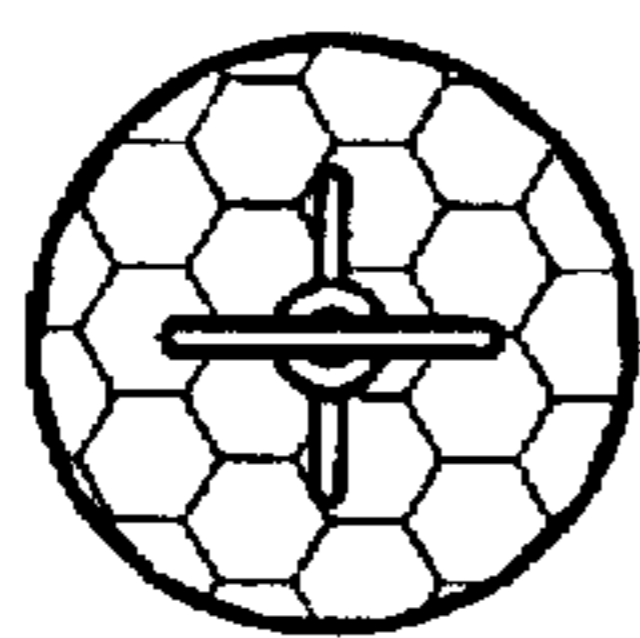


FIG. 4

