

US00D386548S

**United States Patent** [19]  
**Cullen, III**

[11] **Patent Number: Des. 386,548**  
[45] **Date of Patent: \*\*Nov. 18, 1997**

[54] **PRACTICE GOLF BALL**

[76] **Inventor: Ray C. Cullen, III, 11 Adir Dr., Shrewsbury, Mass. 01545**

[\*\*] **Term: 14 Years**

[21] **Appl. No.: 50,079**

[22] **Filed: Feb. 8, 1996**

[51] **LOC (6) Cl. .... 21-02**

[52] **U.S. Cl. .... D21/205**

[58] **Field of Search .... D21/203-205; 273/58 R, 58 A, 58 B, 58 BA, 58 E, 58 G, 58 J, 58 K, 58 D, 60 R, 60 A, 60 B, 65 R, 65 EA, 65 EG, 65 EF; 473/378-383**

[56] **References Cited**

**U.S. PATENT DOCUMENTS**

D. 285,591	9/1986	Peel .....	D21/205
D. 370,705	6/1996	Cullen, III .....	D21/205
1,575,281	3/1926	Rosenberg .....	273/58 A

1,602,725	10/1926	Travers .....	273/58 B
3,069,170	12/1962	Dillon, Jr. ....	273/60 B
4,006,908	2/1977	Minami .....	273/58 D X
4,113,257	9/1978	Moffatt .....	273/58 E X
4,664,387	5/1987	Tardiff .....	273/58 K X
5,280,906	1/1994	Vitale .....	273/58 K X

*Primary Examiner*—Prabhakar G. Deshmukh

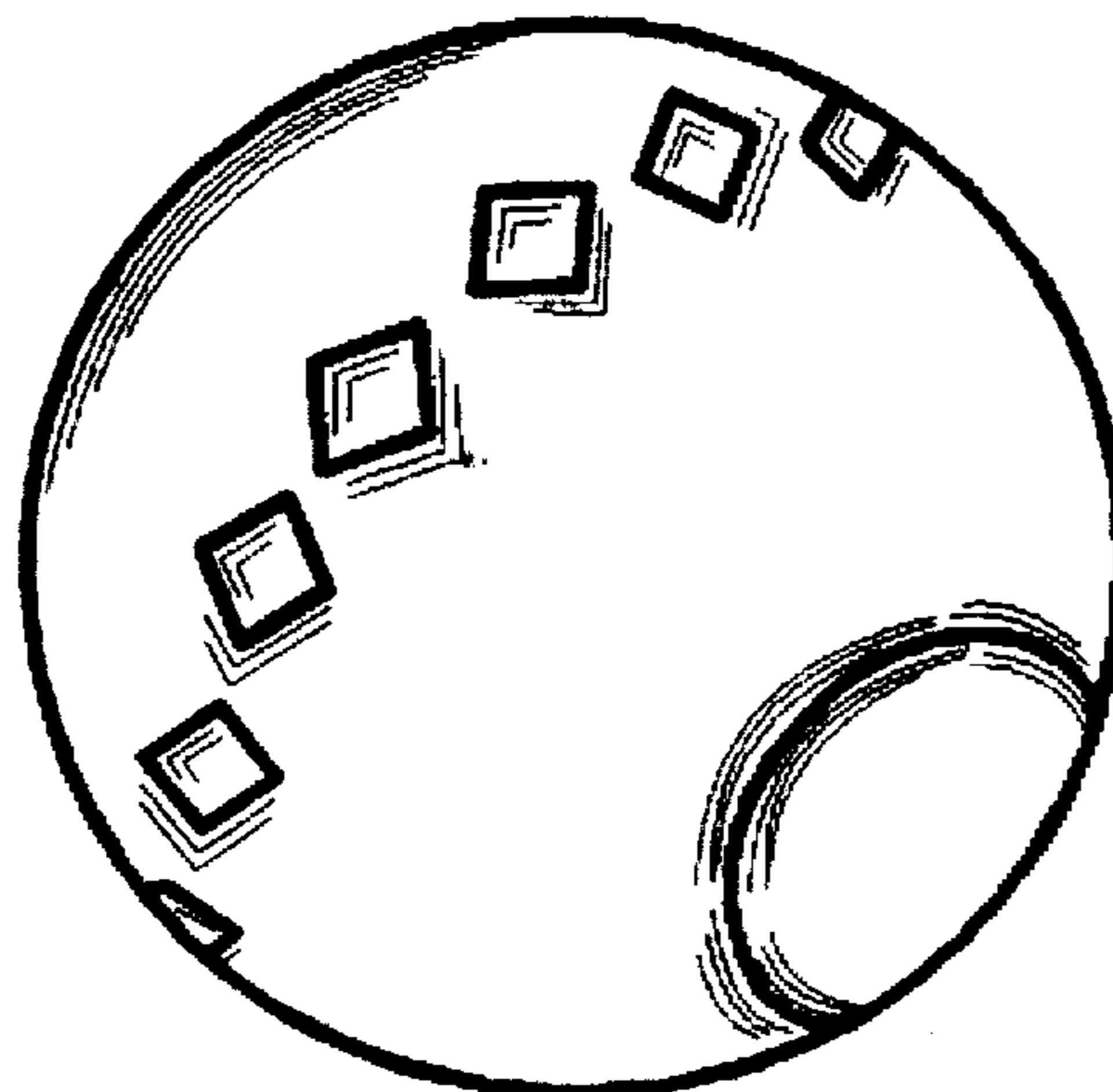
[57] **CLAIM**

The ornamental design for a practice golf ball, as shown and described.

**DESCRIPTION**

FIG. 1 is a perspective view of a practice golf ball showing my new design;  
FIG. 2 is a left side elevational view thereof; the right side elevational view being a mirror image thereof; and,  
FIG. 3 is a front elevational view thereof; the rear elevational view being a mirror image thereof.

**1 Claim, 1 Drawing Sheet**



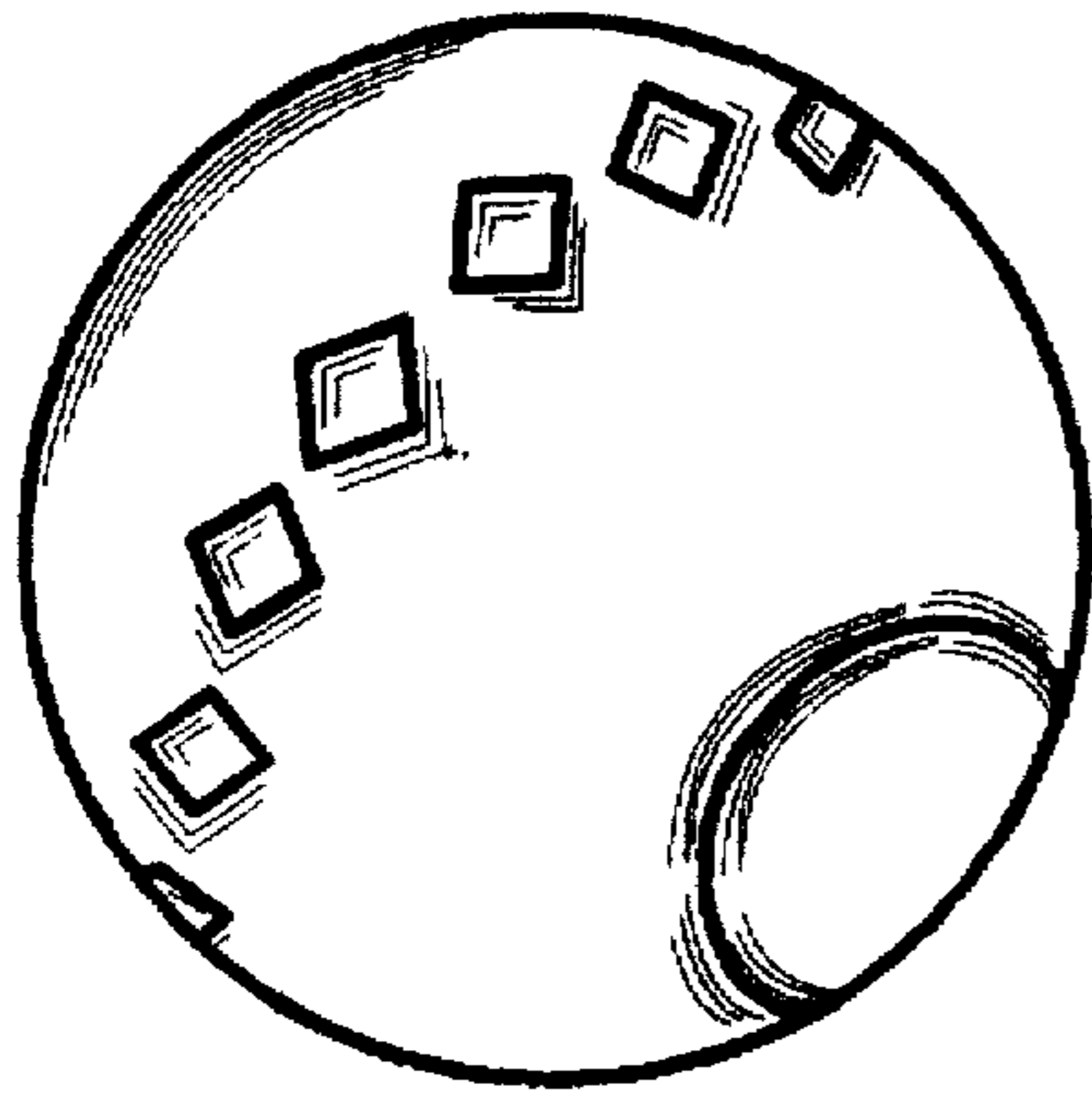


Fig. 1

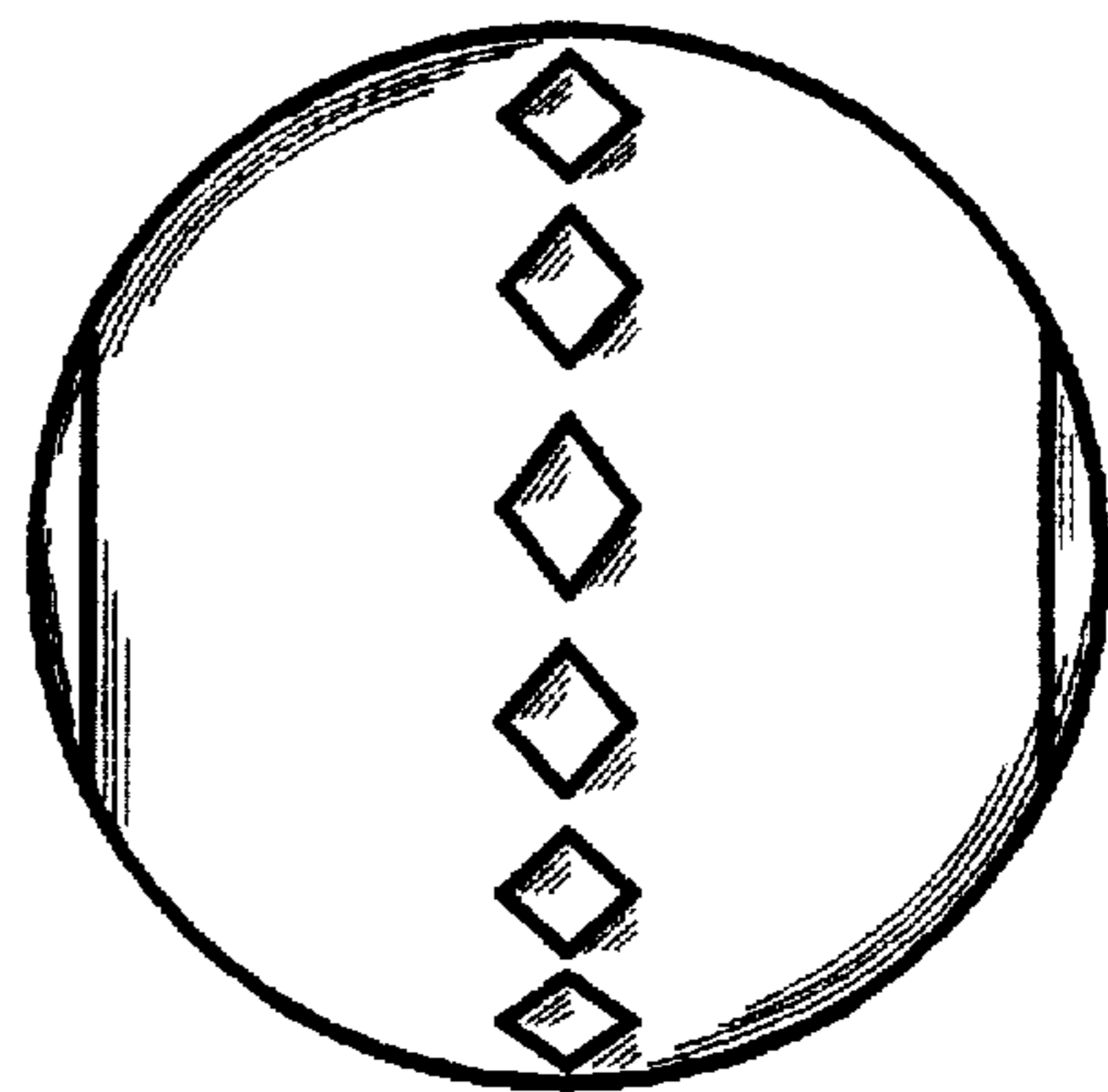


Fig. 2

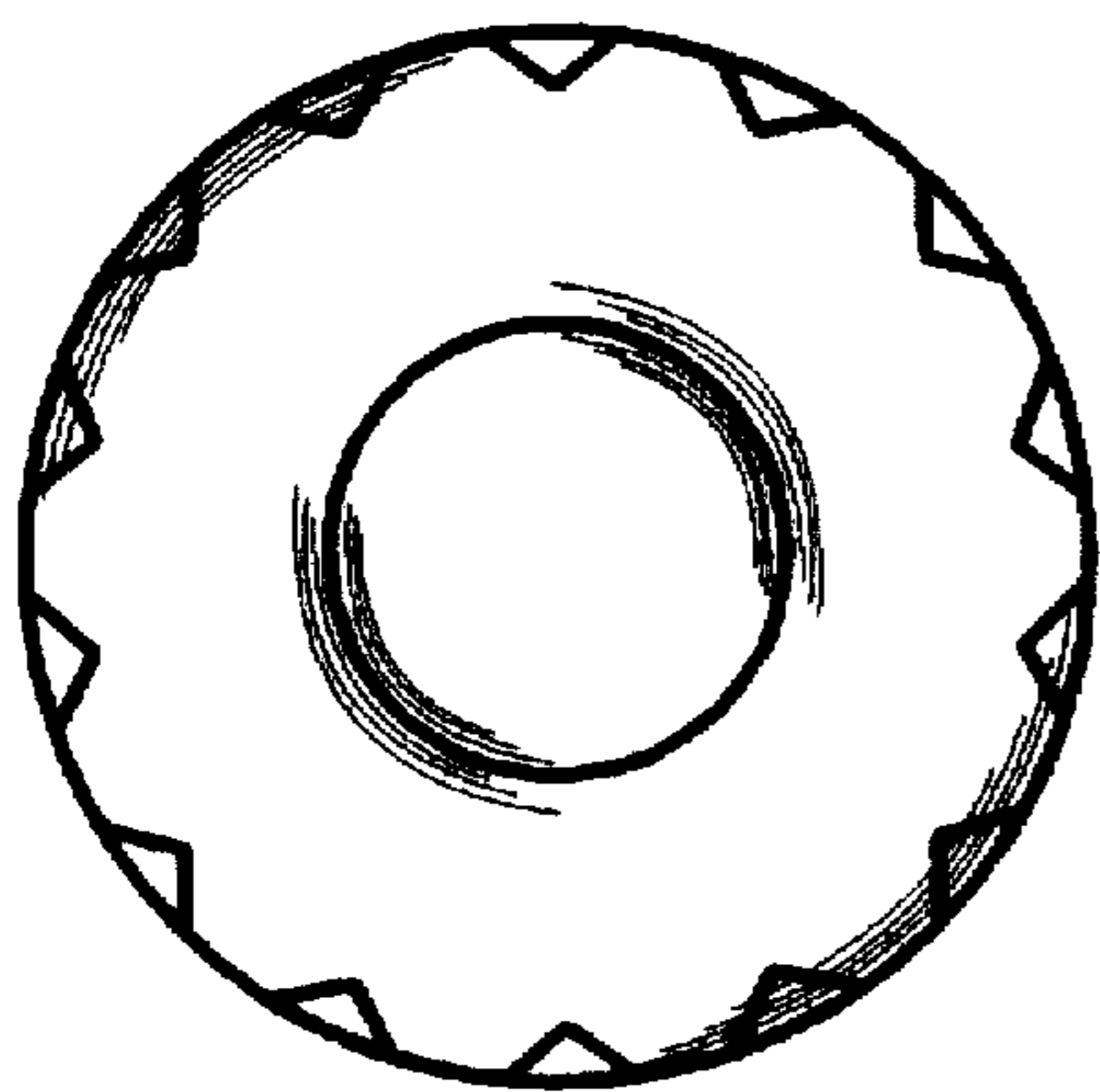


Fig. 3