



US00D386526S

United States Patent [19] Ito

[11] Patent Number: Des. 386,526
[45] Date of Patent: **Nov. 18, 1997

[54] HOLDER FOR A RUBBER ERASER

[75] Inventor: Kunio Ito, Funabashi, Japan

[73] Assignee: Pentel Kabushiki Kaisha, Japan

[**] Term: 14 Years

[21] Appl. No.: 34,099

[22] Filed: Jan. 27, 1995

[51] LOC (6) Cl. 19-06

[52] U.S. Cl. D19/53; D19/48; D19/56

[58] Field of Search D19/35, 36, 41-51,
D19/53-58, 81-85; 401/52, 82, 88, 195;
15/3.53, 105.51, 424, 425-429, 431, 433,
435, 436, 443

[56] References Cited

U.S. PATENT DOCUMENTS

D. 261,775	11/1981	Valigura	D19/56
D. 303,992	10/1989	Grötsch	D19/53
D. 342,545	12/1993	Kao	D19/48
D. 358,169	5/1995	Osada	D19/53
2,207,296	7/1940	Lee	15/433

OTHER PUBLICATIONS

Miller's Office Products ©1994, p. 515, see circled eraser holder page center.

Primary Examiner—Martie Thompson
Attorney, Agent, or Firm—Adams & Wilks

[57] CLAIM

The ornamental design for a holder for a rubber eraser, as described and shown.

DESCRIPTION

FIG. 1 is a top, right, front perspective view of a holder for a rubber eraser showing my new design;
FIG. 2 is a front elevational view thereof;
FIG. 3 is a right side elevational view thereof, the left side being the same in appearance as the right side;
FIG. 4 is a rear elevational view thereof;
FIG. 5 is a top plan view thereof;
FIG. 6 is a bottom plan view thereof; and,
FIG. 7 is a front elevational view thereof with the clip displaced downwardly from its position shown in FIG. 2.

1 Claim, 2 Drawing Sheets


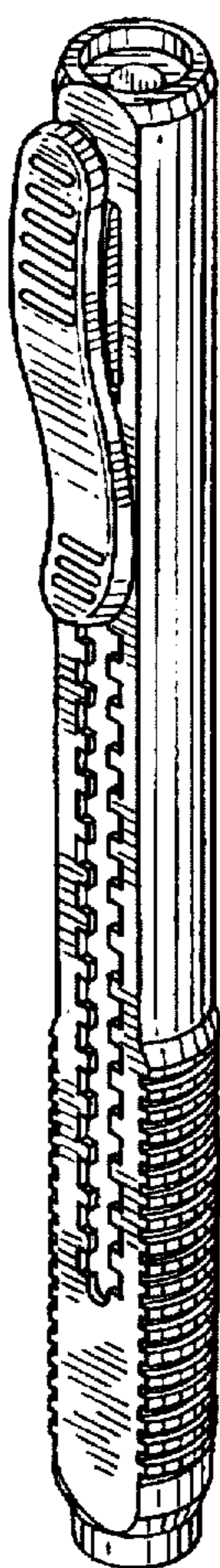


FIG. 1

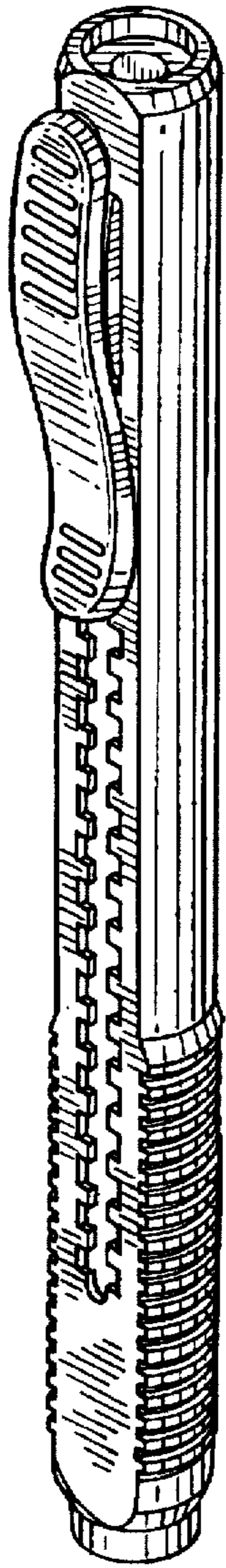


FIG. 2

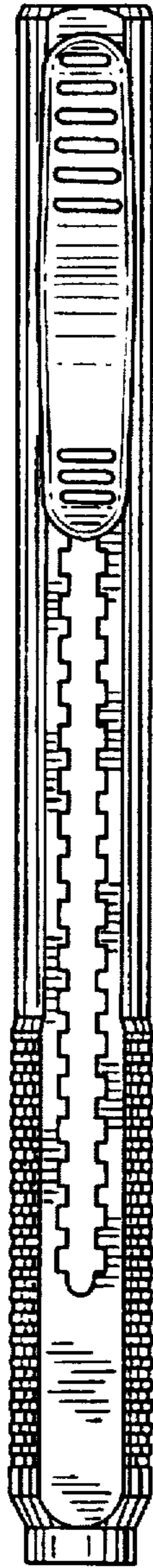


FIG. 3




FIG. 4



FIG. 5



FIG. 6

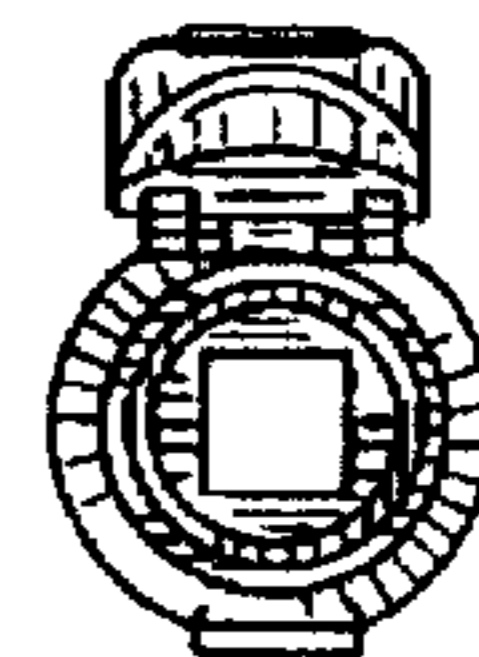


FIG. 7

