



US00D386525S

**United States Patent** [19]  
**Voegeli**

[11] **Patent Number:** **Des. 386,525**  
[45] **Date of Patent:** **\*\*Nov. 18, 1997**

[54] **GROOVED PEN**  
[75] **Inventor:** **Michel Voegeli, Anieres, Switzerland**  
[73] **Assignee:** **Christian Dior Couture, S.A., Paris, France**  
[\*\*] **Term:** **14 Years**

D. 363,949 11/1995 Compte ..... D19/49  
2,857,882 10/1958 Forster ..... 401/110

*Primary Examiner*—Martie Thompson  
*Attorney, Agent, or Firm*—Amster, Rothstein & Ebenstein

[21] **Appl. No.:** **61,138**  
[22] **Filed:** **Oct. 16, 1996**

[57] **CLAIM**

The ornamental design for a grooved pen, as shown and described.

[30] **Foreign Application Priority Data**  
Apr. 16, 1996 [EP] European Pat. Off. .... DM036159  
[51] **LOC (6) Cl.** ..... **19-06**  
[52] **U.S. Cl.** ..... **D19/49; D19/48; D19/51; D19/56**  
[58] **Field of Search** ..... **D19/35, 36, 41-48, D19/49, 50-51, 53-58, 81-85; 401/99, 100, 104, 115, 110, 116, 209, 243-247**

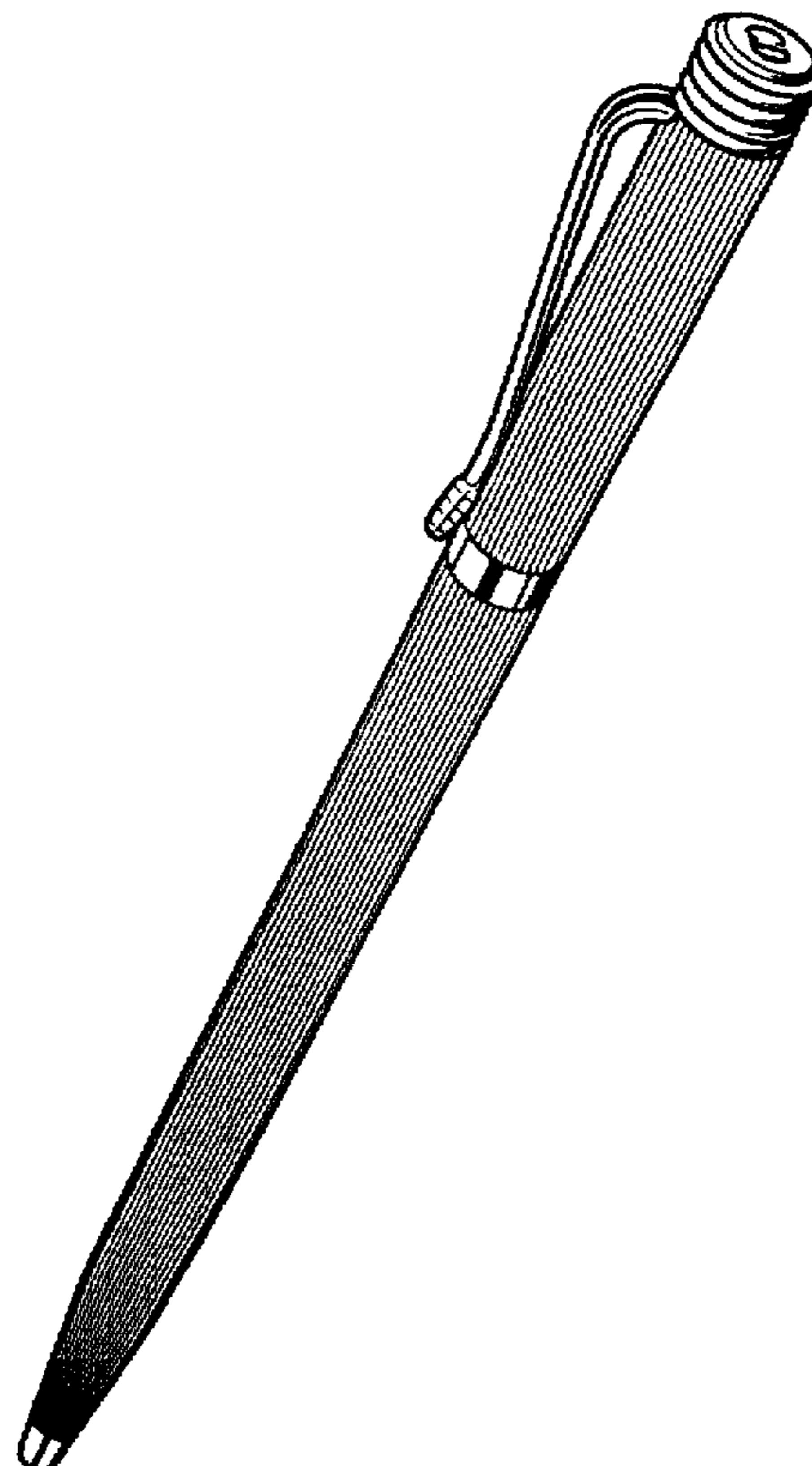
**DESCRIPTION**

FIG. 1 is a front elevational view of a grooved pen, showing my new design;  
FIG. 2 is a left side elevational view thereof;  
FIG. 3 is a right side elevational view thereof;  
FIG. 4 is a rear elevational view thereof;  
FIG. 5 is a top, left side, perspective view thereof;  
FIG. 6 is a top plan view thereof;  
FIG. 7 is a bottom plan view thereof;  
FIG. 8 is an enlarged fragmentary elevational view of a typical portion of the ridges and grooves of the subject pen; and,  
FIG. 9 is a fragmentary plan sectional view of the present invention, taken along line 9—9 of FIG. 8, and looking in the direction of the arrows.

[56] **References Cited**  
**U.S. PATENT DOCUMENTS**  
D. 148,338 1/1948 Weston ..... D19/51  
D. 282,753 2/1986 Le Blanc ..... D19/51 X  
D. 333,486 2/1993 Rousseau ..... D19/49  
D. 340,474 10/1993 Visage ..... D19/51 X  
D. 359,983 7/1995 Rosenbaum ..... D19/49  
D. 362,682 9/1995 Pitteloud ..... D19/48

The scale of FIGS. 1 through 7 as determined by the size and ornamentation of the invention, does not make it possible to show the detail of the ornamentation of the invention, shown in FIGS. 8 and 9.

**1 Claim, 5 Drawing Sheets**






Fig. 1




Fig. 2




Fig. 3



Fig. 4

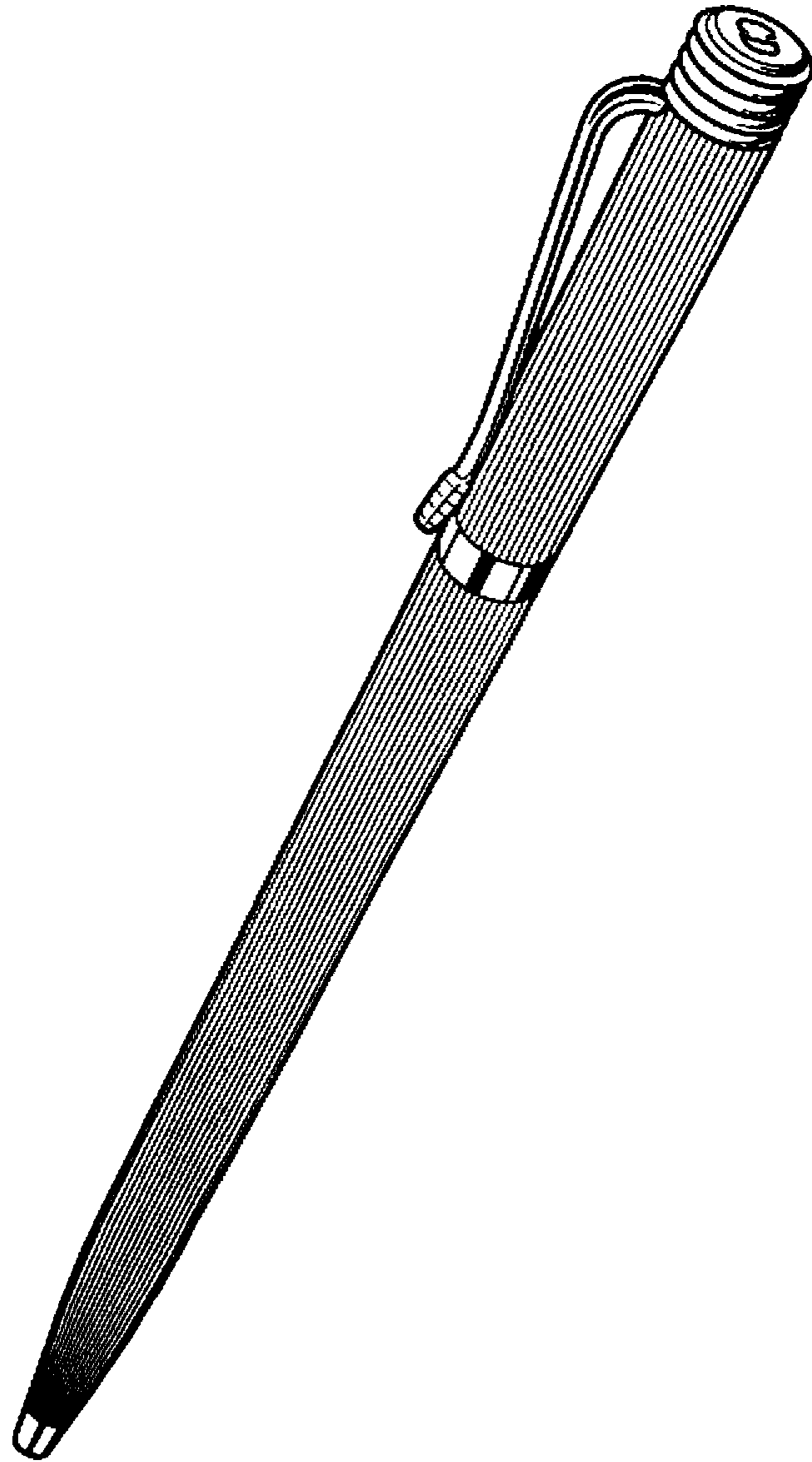


Fig. 5



Fig. 6

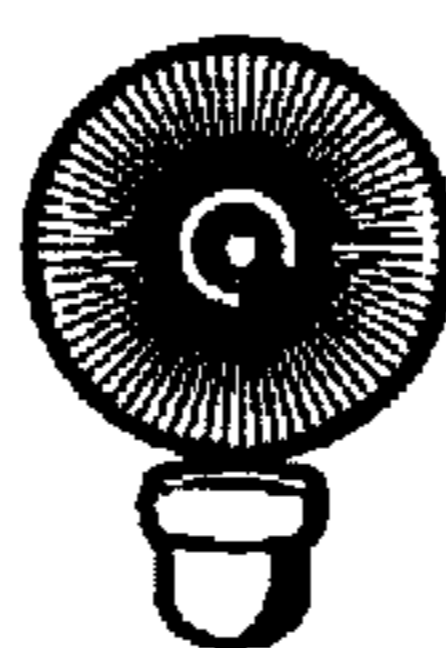


Fig. 7

FIG. 9

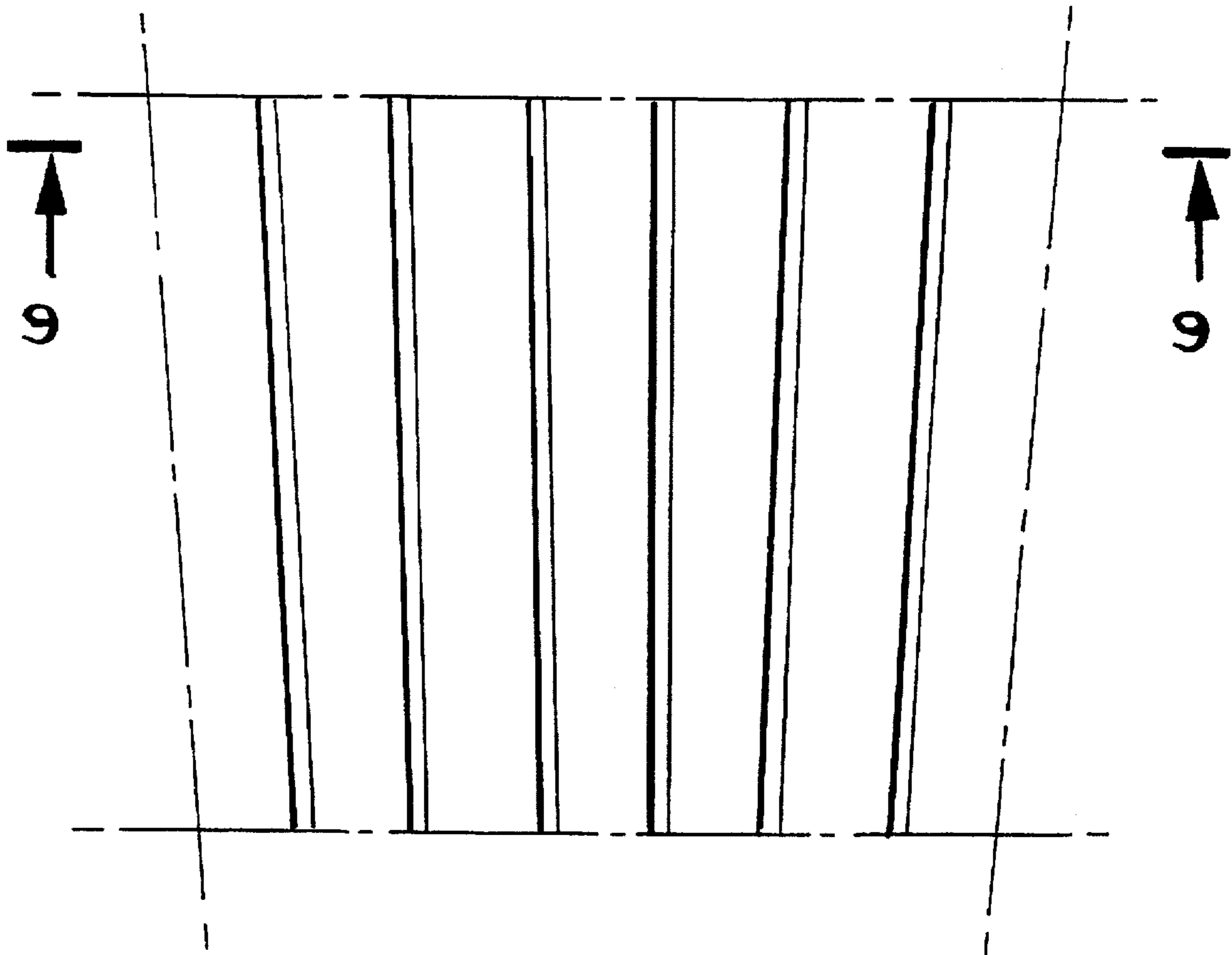
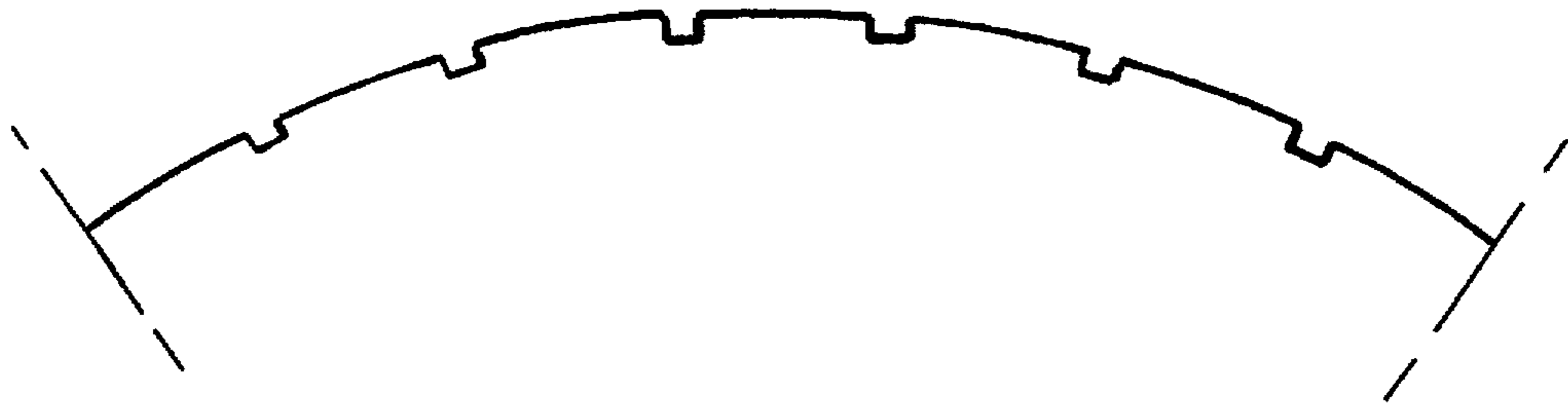


FIG. 8