



US00D386522S

**United States Patent** [19]  
**Van Osch**

[11] **Patent Number:** **Des. 386,522**  
[45] **Date of Patent:** **\*\*Nov. 18, 1997**

[54] **COVER FOR PLANNER DIARY ATLAS OR THE LIKE**

[75] **Inventor:** **Fernst Van Osch, Drunen, Netherlands**

[73] **Assignee:** **Lase-It, Inc., Searingtown, N.Y.**

[\*\*] **Term:** **14 Years**

[21] **Appl. No.:** **63,179**

[22] **Filed:** **Dec. 2, 1996**

[51] **LOC (6) Cl.** ..... **19-04**

[52] **U.S. Cl.** ..... **D19/26; D10/68; D19/86**

[58] **Field of Search** ..... **D10/61, 68; D19/26, D19/32, 33, 75, 86, 90, 91, 99, 100; 281/15.1, 29, 31, 38, 45, 51**

[56] **References Cited**

**U.S. PATENT DOCUMENTS**

|            |         |              |       |          |
|------------|---------|--------------|-------|----------|
| D. 118,197 | 12/1939 | Trussell     | ..... | D19/26   |
| D. 176,444 | 12/1955 | Chase        | ..... | D19/26 X |
| D. 282,377 | 1/1986  | Curran       | ..... | D19/32 X |
| D. 374,037 | 9/1996  | Wyant et al. | ..... | D19/27 X |
| 2,852,275  | 9/1958  | Brook        | ..... | 281/31   |

*Primary Examiner*—Martie Thompson

*Attorney, Agent, or Firm*—Howard C. Miskin

[57] **CLAIM**

The ornamental design for a cover for planner, diary, atlas or the like, as shown and described.

**DESCRIPTION**

FIG. 1 is a front perspective view of a cover for a planner, diary, atlas, or the like showing my new design in an opened condition;

FIG. 2 is a front elevational view thereof in a closed condition;

FIG. 3 is a rear elevational view of FIG. 2;

FIG. 4 is a left side elevational view of FIG. 2;

FIG. 5 is a right side elevational view of FIG. 2;

FIG. 6 is a top plan view of FIG. 2;

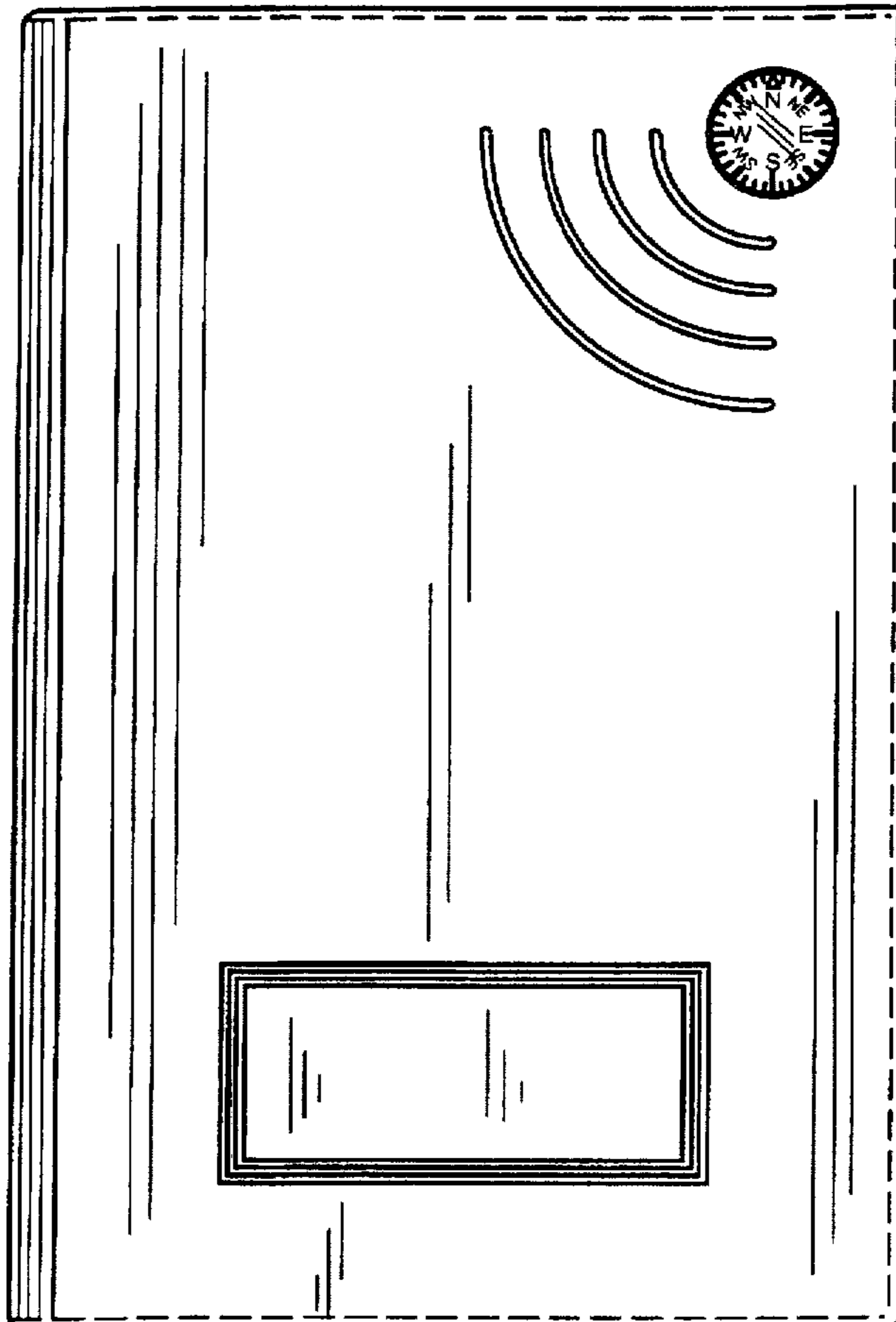
FIG. 7 is a bottom plan view of FIG. 2;

FIG. 8 is a front elevational view of a second embodiment of my design of FIGS. 1 and 2; and,

FIG. 9 is a front elevational view of a third embodiment of my design of FIGS. 1 and 2.

The paper pad depicted by means of broken lines in FIGS. 1, 5, 6, and 7 has been shown for illustrative purposes only and forms no part of the claimed design.

**1 Claim, 4 Drawing Sheets**



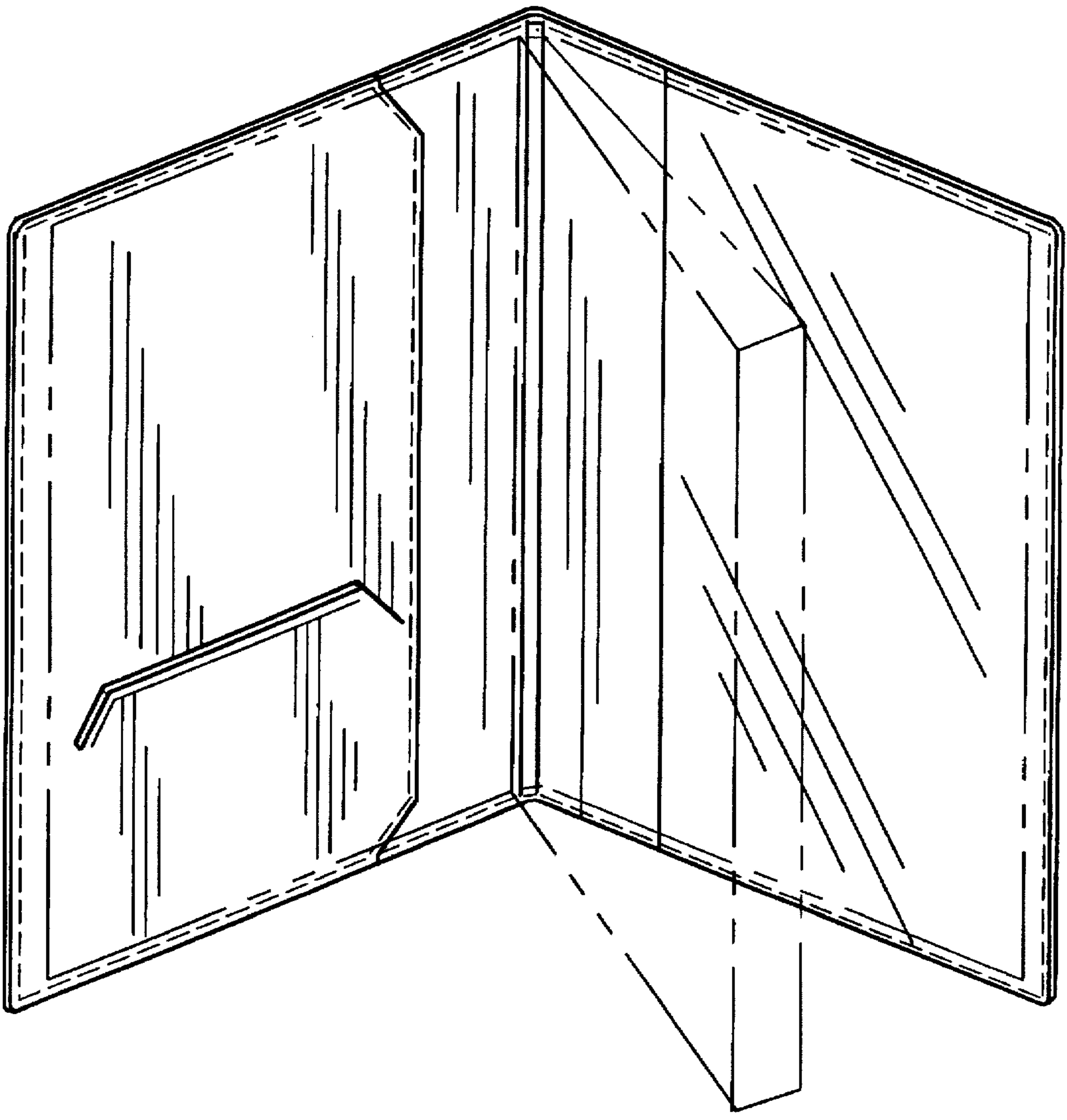


FIG. 1




FIG. 3

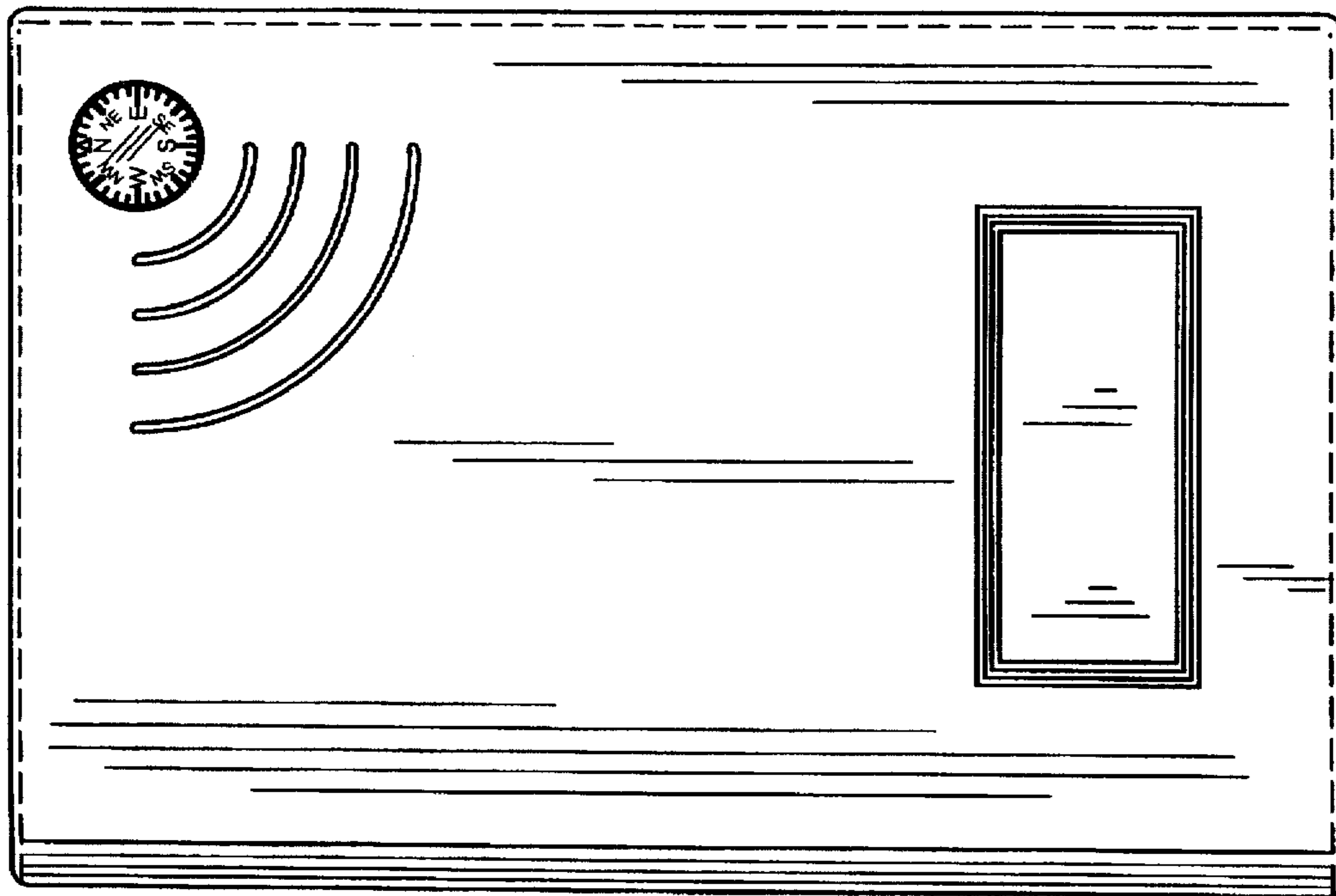


FIG. 2



FIG. 4



FIG. 5




FIG. 6




FIG. 7




FIG. 8




FIG. 9