



US00D386506S

United States Patent [19]

Choi et al.

[11] Patent Number: **Des. 386,506**

[45] Date of Patent: ****Nov. 18, 1997**

[54] **CAMCORDER**

[75] Inventors: **Byung-O Choi; Seung-myun Choi,**
both of Kyung Ki-do, Rep. of Korea

[73] Assignee: **Samsung Electronics Co., Ltd.,**
Suwon, Rep. of Korea

[**] Term: **14 Years**

[21] Appl. No.: **54,710**

[22] Filed: **May 20, 1996**

[30] **Foreign Application Priority Data**

Nov. 24, 1995 [KR] Rep. of Korea 1995-22698

[51] LOC (6) CL **16-01**

[52] U.S. Cl. **D16/202**

[58] Field of Search **D16/200-206,**
D16/208; 352/34, 242, 243; 348/376; 354/82,
288; 358/906; H04N 5/225

[56] **References Cited**

U.S. PATENT DOCUMENTS

| | | | |
|------------|---------|----------------------|---------|
| D. 288,811 | 3/1987 | Kurokawa et al. | D16/202 |
| D. 294,570 | 3/1988 | Kurokawa et al. | D16/202 |
| D. 322,266 | 12/1991 | Ichiyoshi | D16/202 |
| D. 331,767 | 12/1992 | Yoshida | D16/202 |
| D. 342,083 | 12/1993 | Kondoh | D16/202 |
| D. 342,540 | 12/1993 | Mori et al. | D16/202 |
| D. 347,236 | 5/1994 | Ooi et al. | D16/202 |
| D. 349,908 | 8/1994 | Miyahara | D16/202 |
| D. 355,204 | 2/1995 | Miyahara | D16/202 |
| D. 356,325 | 3/1995 | Sogabe | D16/202 |
| D. 356,806 | 3/1995 | Kim | D16/202 |
| D. 356,807 | 3/1995 | Sato et al. | D16/202 |
| D. 365,354 | 12/1995 | Sung | D16/202 |

| | | | |
|------------|---------|-------------------|---------|
| D. 366,886 | 2/1996 | Choi | D16/202 |
| D. 374,241 | 10/1996 | Sekine | D16/202 |
| 5,162,915 | 11/1992 | Idera et al. | 358/906 |
| 5,258,880 | 11/1993 | Takahashi | 358/906 |

FOREIGN PATENT DOCUMENTS

| | | |
|----------|---------|---------|
| 3-108879 | 5/1991 | Japan . |
| 3-249880 | 11/1991 | Japan . |

OTHER PUBLICATIONS

Camcorder, Dec. 1993, p. 121 (Sony's CCD-FX 620).
"Choosing The Right Camcorder is as Easy as JVC."
Popular Photography, Nov. 1988, p. 44, (JVC'S GR-A30U
Camera).
Canon Product Catalog, 1989, p. 5 (E80 8mm Camcorder).
Video Magazine, Jun. 1992, p. 97 (Richo's Camcorders).

Primary Examiner—Philip S. Hyder
Assistant Examiner—Adir Aronovich
Attorney, Agent, or Firm—Flynn, Thiel, Boutell & Tanis,
P.C.

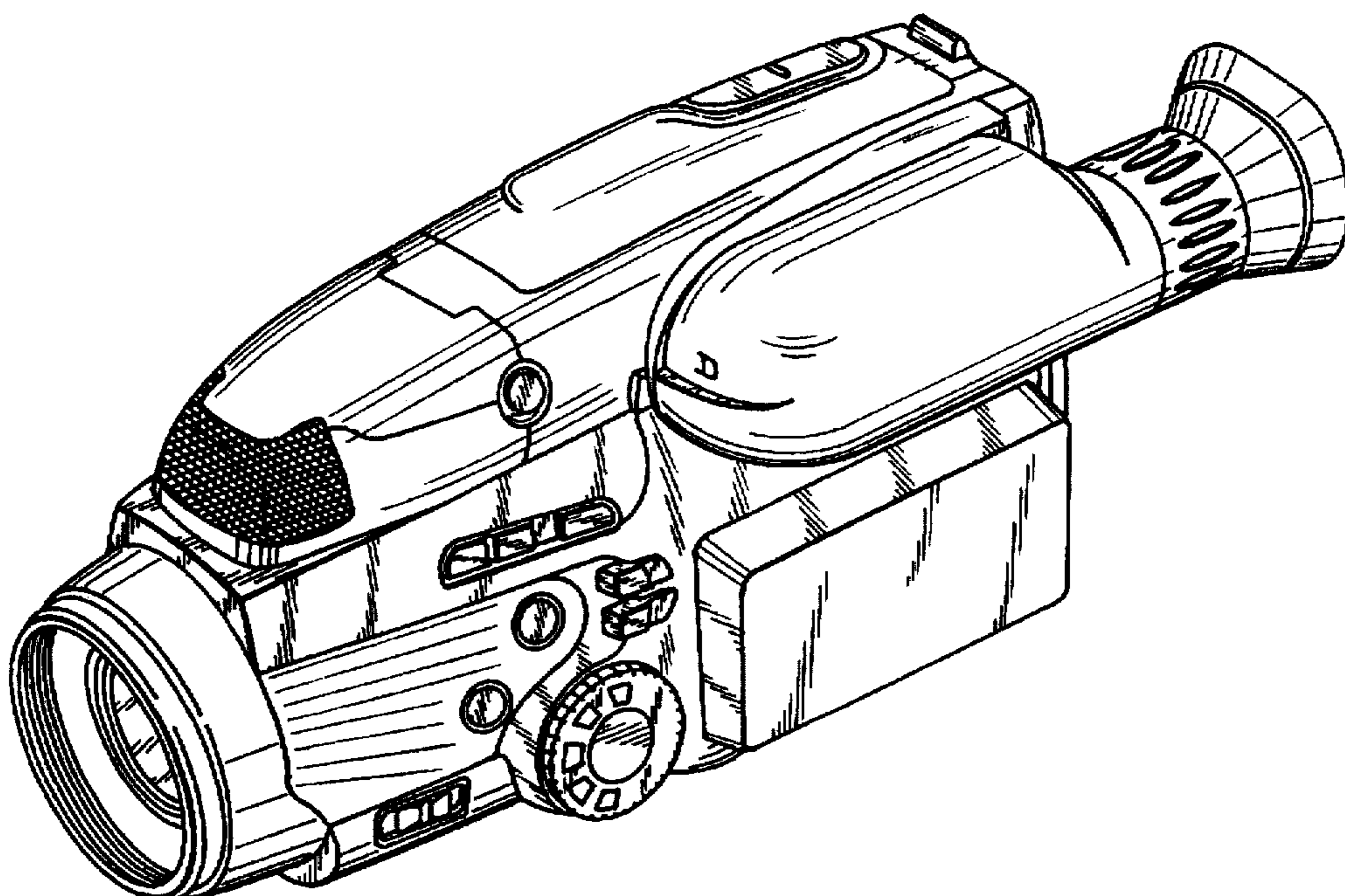
[57] **CLAIM**

The ornamental design for a camcorder, as shown and described.

DESCRIPTION

FIG. 1 is a perspective view of a camcorder according to the present invention;
FIG. 2 is a top view thereof;
FIG. 3 is a bottom view thereof;
FIG. 4 is a front elevational view thereof;
FIG. 5 is a rear elevational view thereof;
FIG. 6 is a left-side elevational view thereof; and,
FIG. 7 is a right-side elevational view thereof.

1 Claim, 5 Drawing Sheets



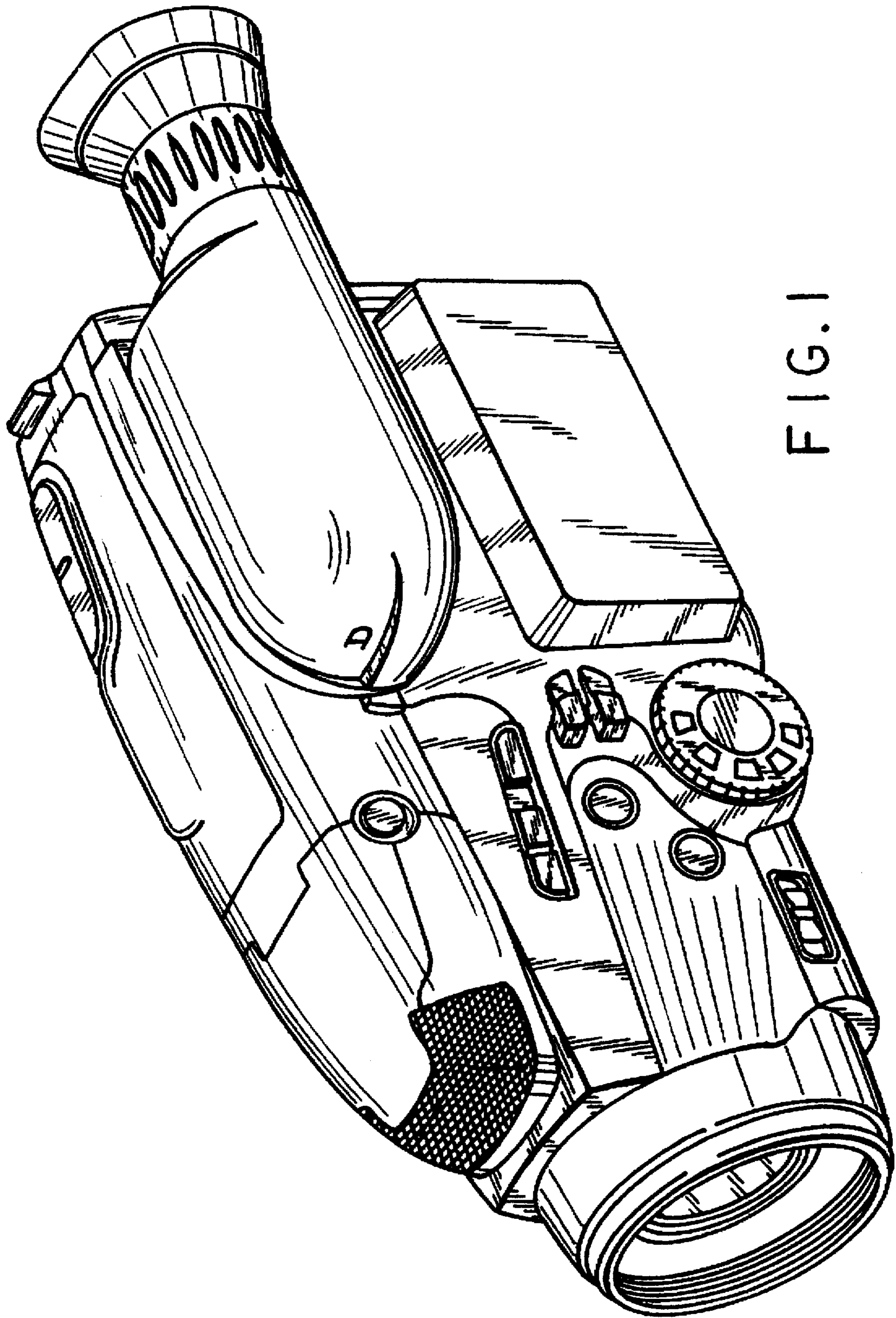


FIG. 1

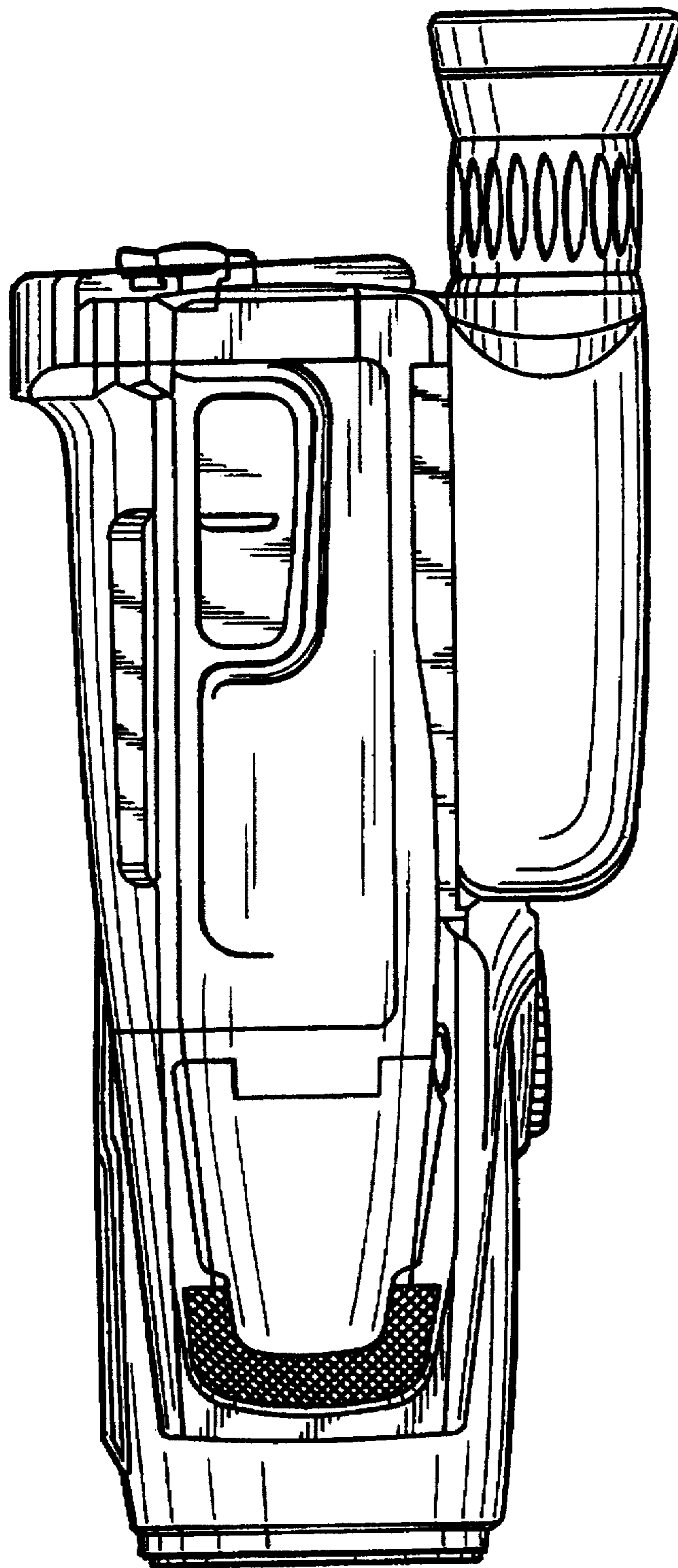


FIG. 2

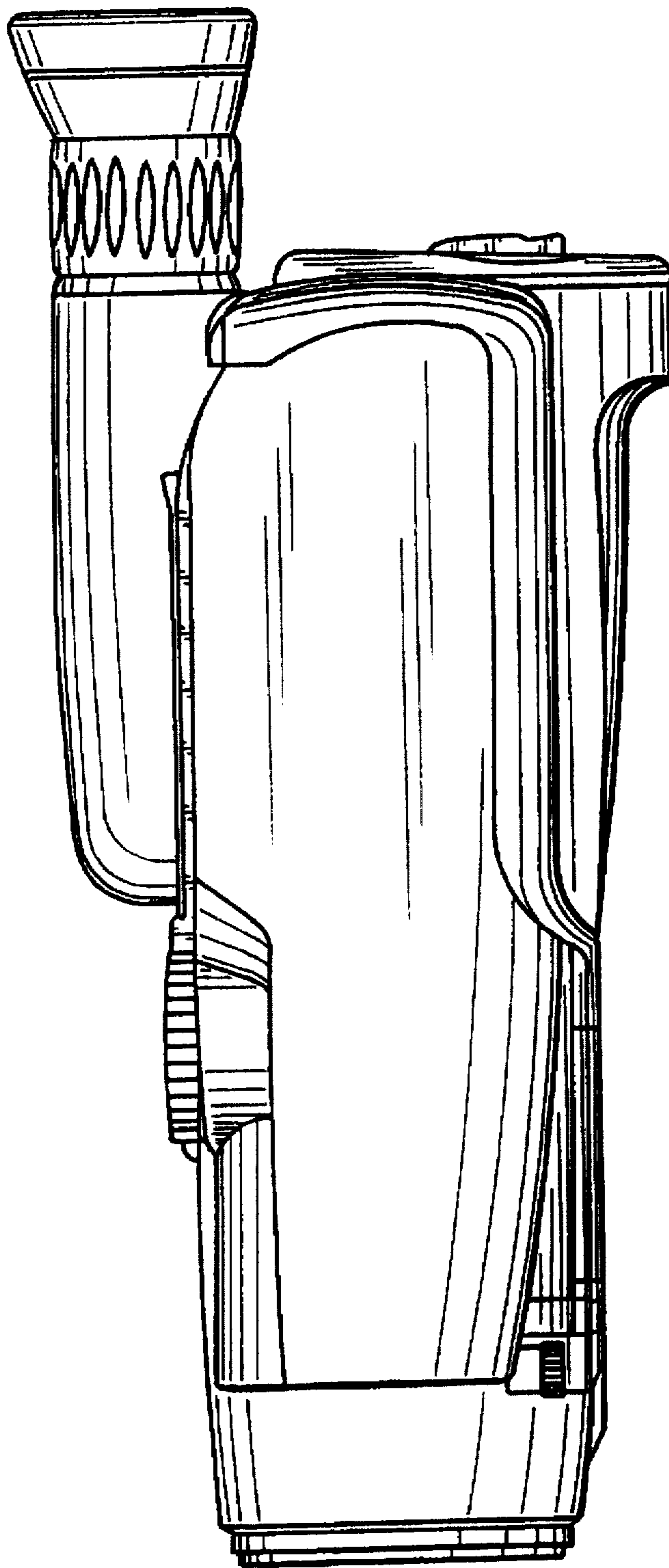


FIG. 3

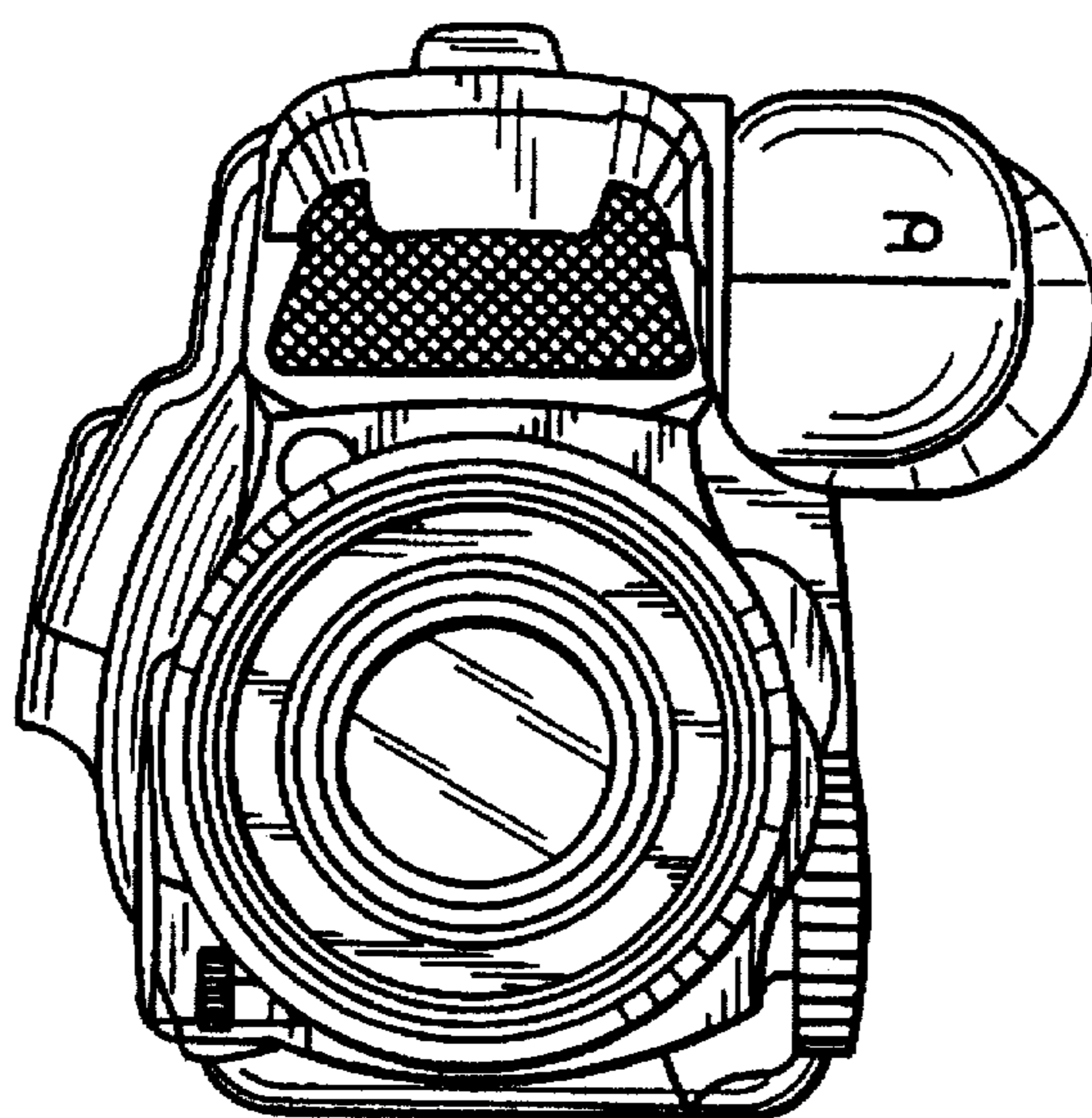


FIG. 4




FIG. 5

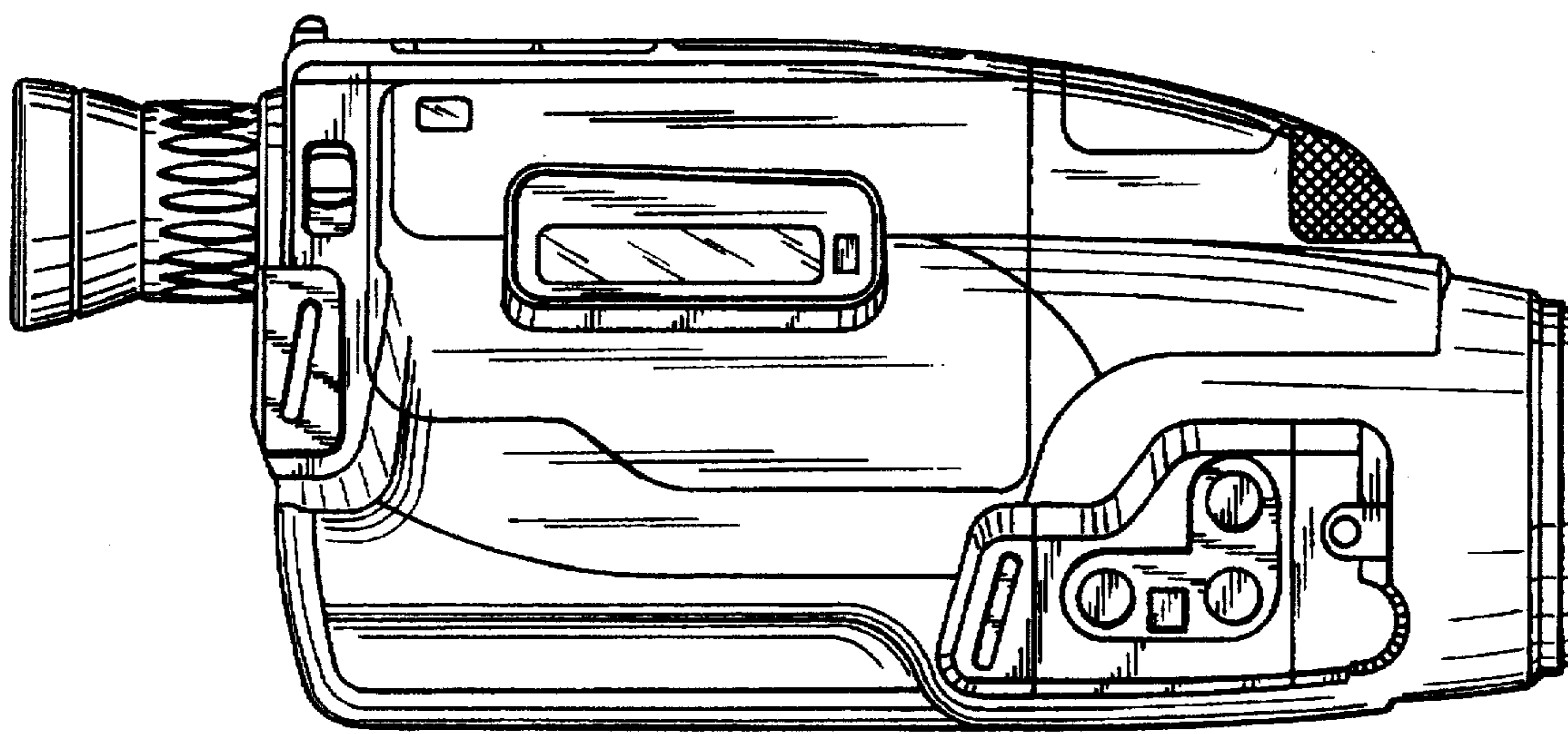


FIG. 6

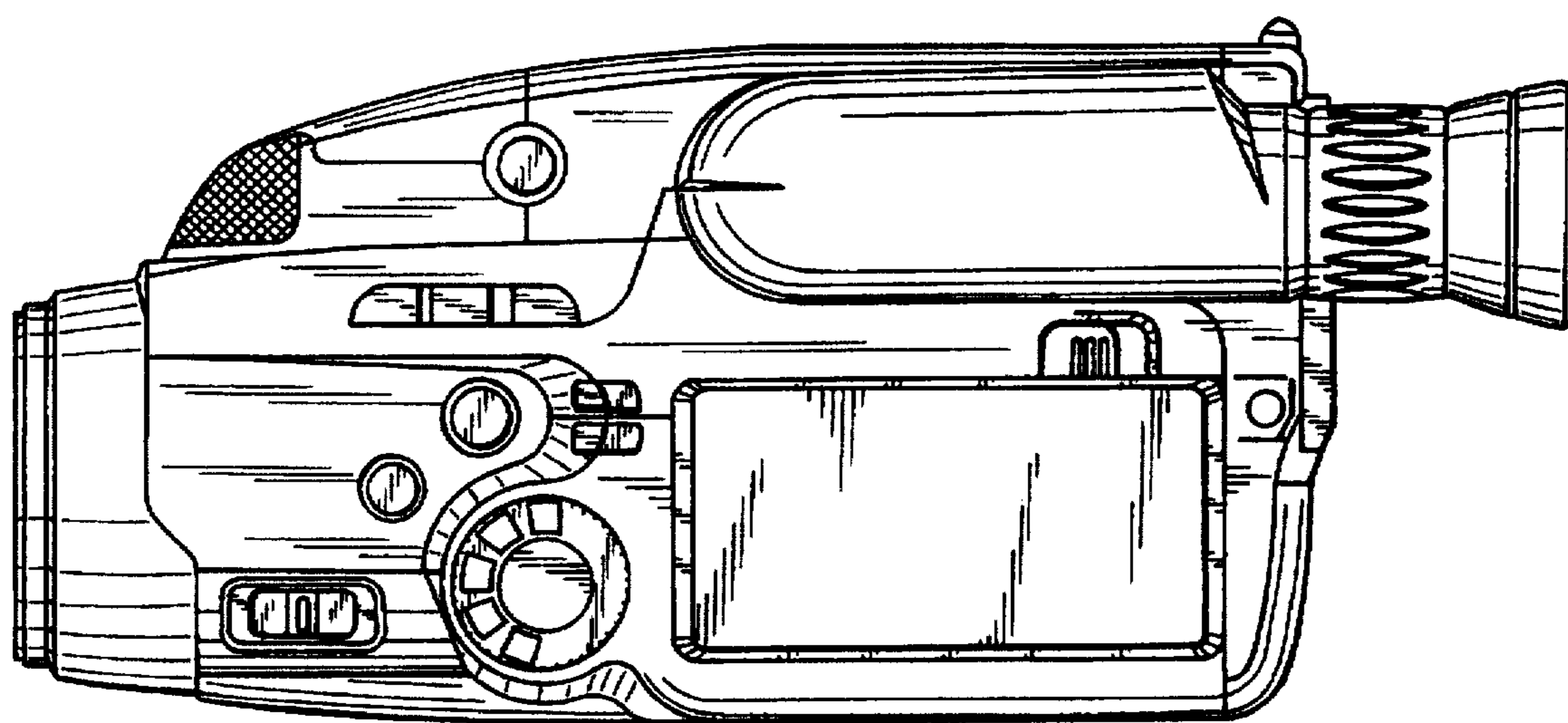


FIG. 7