



US00D386493S

**United States Patent** [19]  
**Mahan**

[11] **Patent Number:** **Des. 386,493**  
[45] **Date of Patent:** **\*\*Nov. 18, 1997**

[54] **TELEPHONE**

[75] **Inventor:** **Laura Ann Mahan, Kanata, Canada**

[73] **Assignee:** **Northern Telecom Limited, Montreal, Canada**

[\*\*] **Term:** **14 Years**

[21] **Appl. No.:** **61,305**

[22] **Filed:** **Nov. 21, 1996**

[30] **Foreign Application Priority Data**

Oct. 10, 1996 [CA] Canada ..... 1996-2336

[51] **LOC (6) Cl.** ..... **14-03**

[52] **U.S. Cl.** ..... **D14/138**

[58] **Field of Search** ..... 379/419, 420, 379/428, 440, 433, 454, 455, 58-61; 455/89, 90; D14/137, 138, 140, 142, 147, 148, 240, 248

[56] **References Cited**

**U.S. PATENT DOCUMENTS**

- D. 326,451 5/1992 Roegner ..... D14/138
- D. 336,472 6/1993 Lin ..... D14/138
- D. 338,461 8/1993 Paton et al. .... D14/138

- D. 340,451 10/1993 Beaumont et al. .... D14/137
- D. 370,673 6/1996 Happo et al. .... D14/138
- D. 371,360 7/1996 Mahan et al. .... D14/147
- D. 374,227 10/1996 Williams ..... D14/138 X
- D. 375,739 11/1996 Boykiw ..... D14/147
- D. 376,594 12/1996 Hogg et al. .... D14/148
- 5,151,946 9/1992 Martensson ..... D14/138 X

*Primary Examiner*—Jeffrey Asch  
*Attorney, Agent, or Firm*—R. J. Austin


[57] **CLAIM**

The ornamental design for a telephone, as shown and described.

**DESCRIPTION**

FIG. 1 is a front isometric view of the telephone showing my new design;  
 FIG. 2 is a front view;  
 FIG. 3 is a right hand side view;  
 FIG. 4 is a left hand side view;  
 FIG. 5 is a bottom plan view;  
 FIG. 6 is a top plan view;  
 FIG. 7 is a back view;  
 FIG. 8 is a front isometric view in an alternate position for use; and,  
 FIG. 9 is a back view in an alternate position for use.

**1 Claim, 4 Drawing Sheets**






FIG. 1

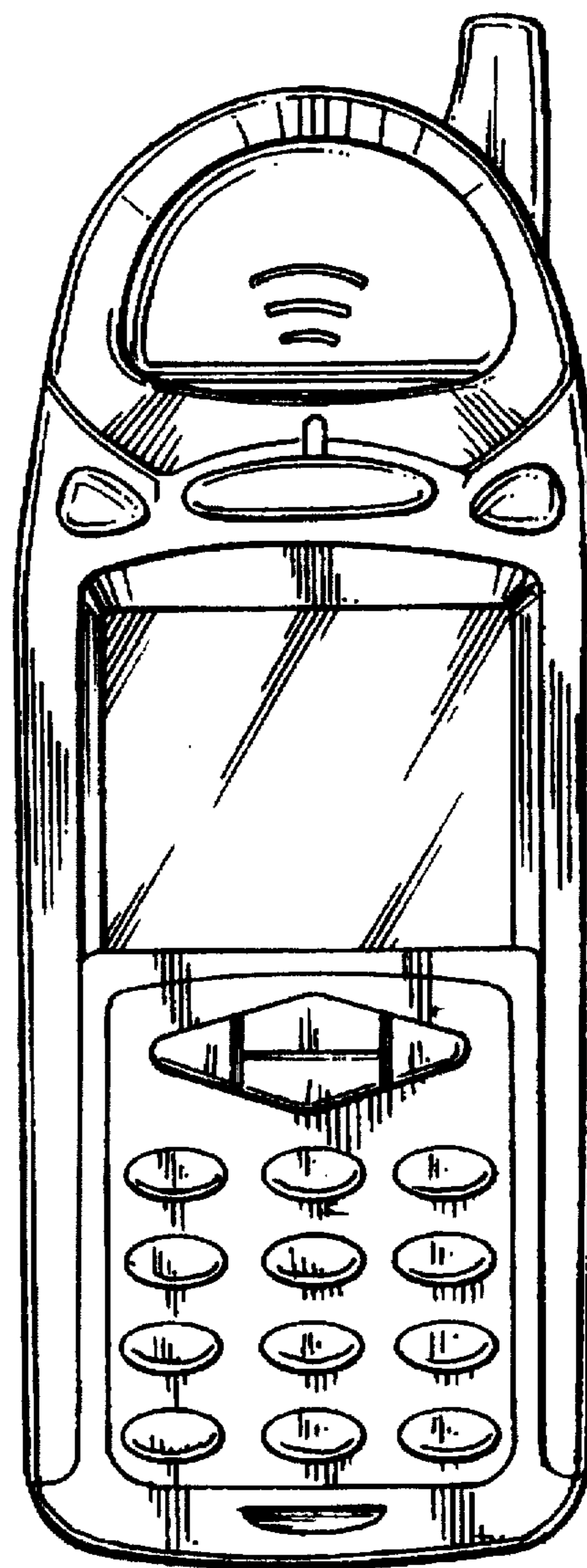


FIG. 2

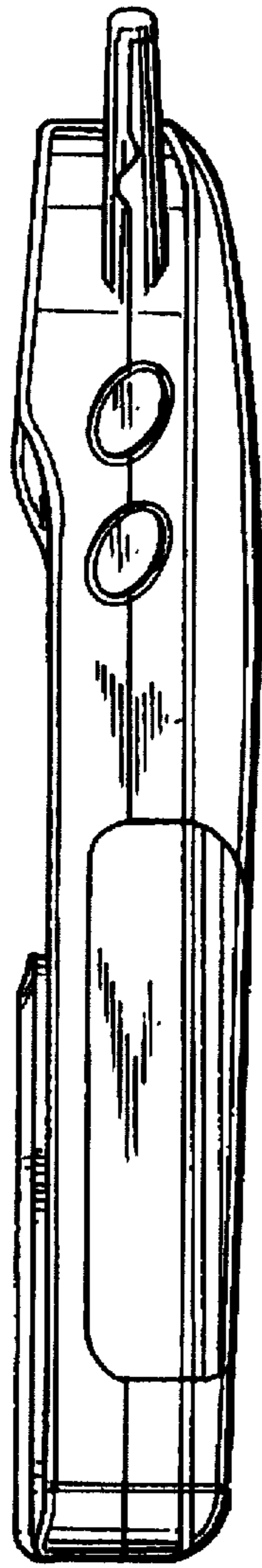


FIG. 3

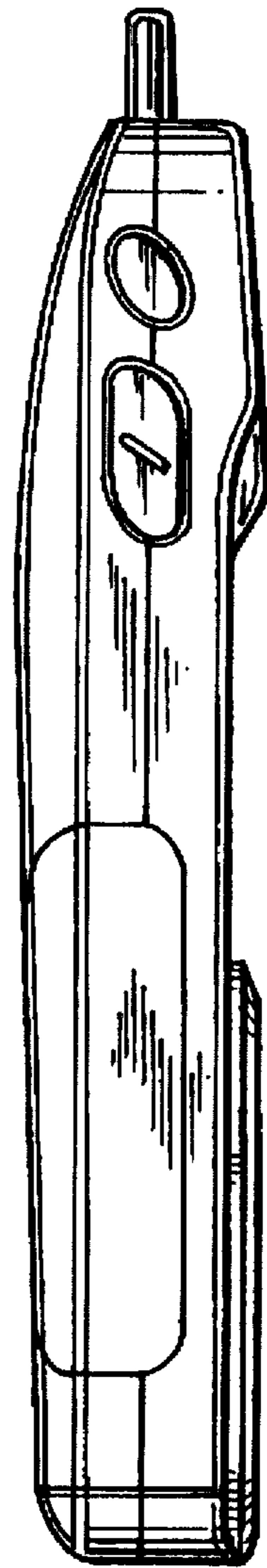


FIG. 4




FIG. 5




FIG. 6

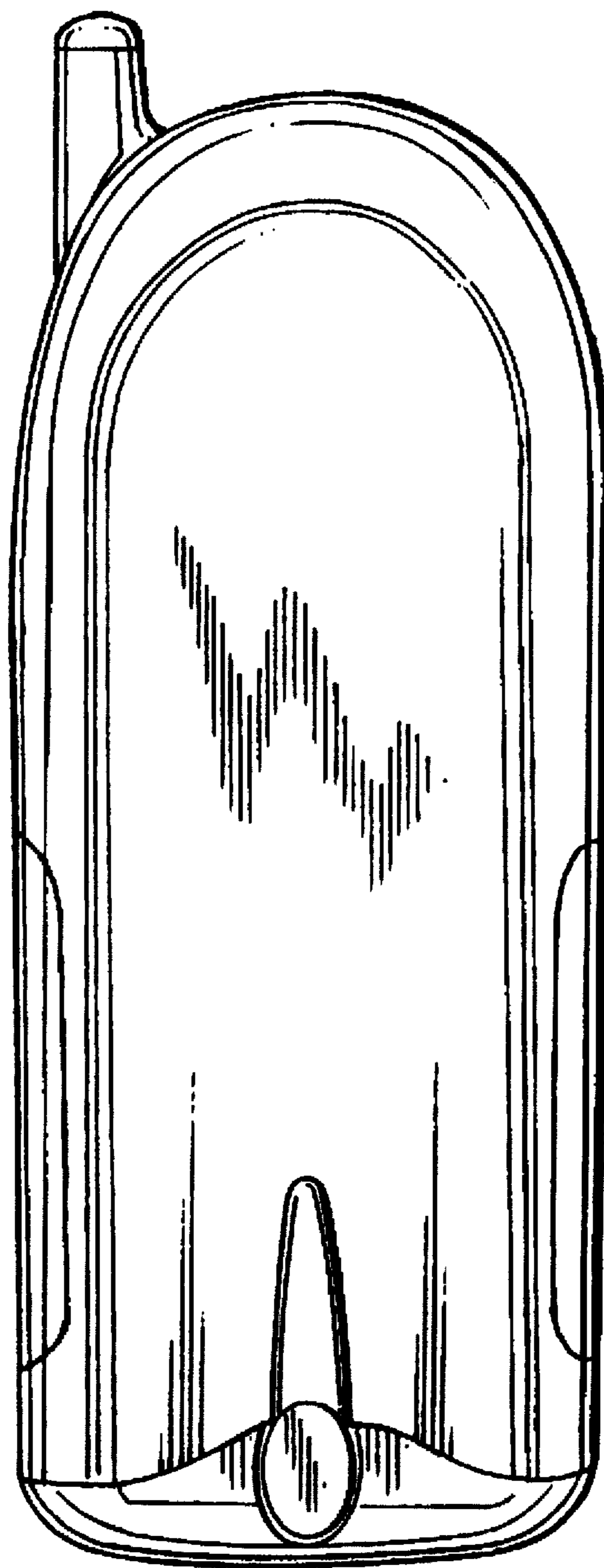


FIG. 7

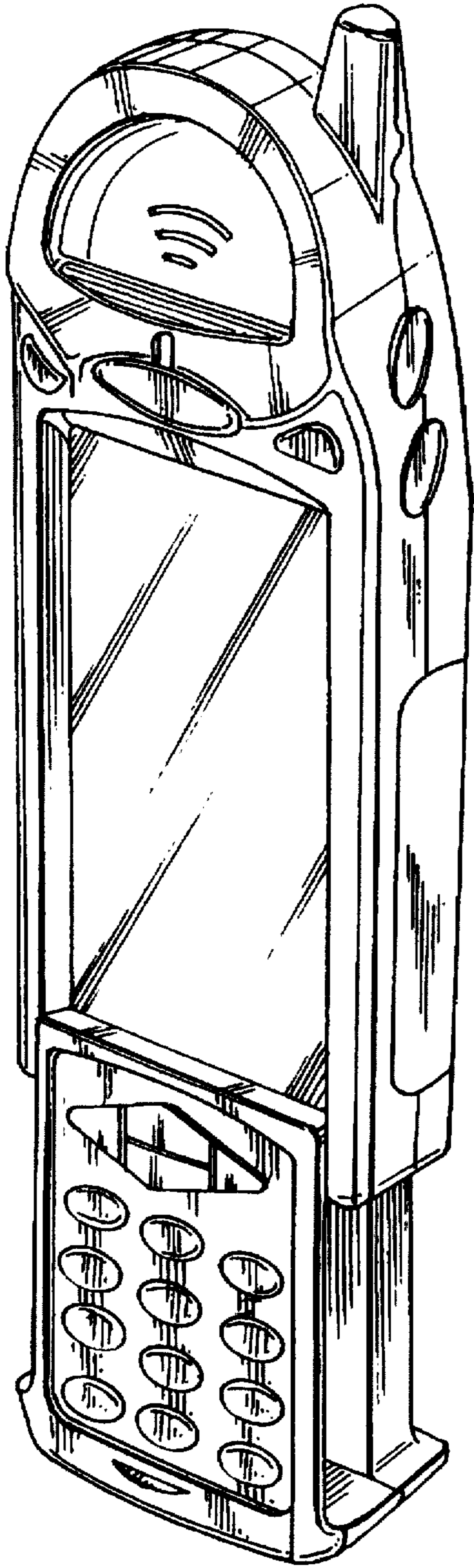


FIG. 8

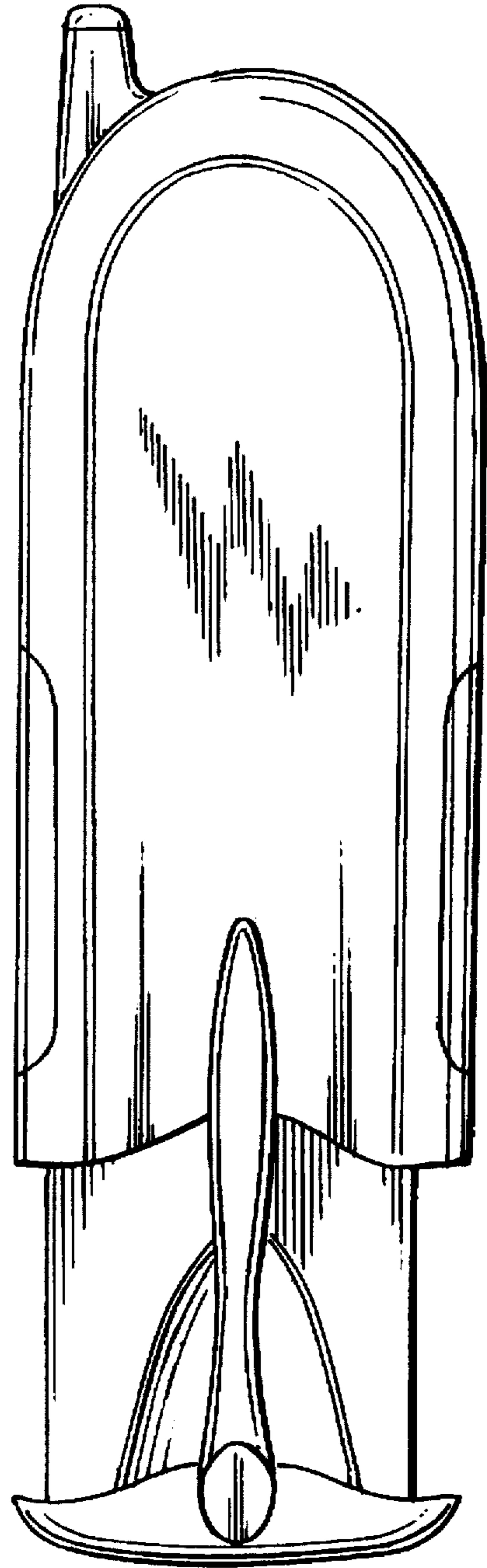


FIG. 9