



US00D386490S

United States Patent [19] Fujimoto

[11] Patent Number: **Des. 386,490**

[45] Date of Patent: ****Nov. 18, 1997**

[54] **FACSIMILE MACHINE**
[75] Inventor: **Hidetoshi Fujimoto**, Nara-ken, Japan
[73] Assignee: **Sharp Kabushiki Kaisha**, Osaka, Japan
[**] Term: **14 Years**

D. 361,994 9/1995 Sawada et al. D14/118
D. 363,713 10/1995 Kanari et al. .
D. 364,613 11/1995 Lim D14/118
D. 376,793 12/1996 Satoh et al. D14/118
5,172,243 12/1992 Hayashi et al. 358/400

OTHER PUBLICATIONS

Radio Shack, Aug. 1990, p. 4.

Primary Examiner—Prabhakar G. Deshmukh
Attorney, Agent, or Firm—Nixon & Vanderhye

[21] Appl. No.: **58,808**
[22] Filed: **Aug. 23, 1996**
[30] **Foreign Application Priority Data**
Feb. 23, 1996 [JP] Japan 8-4778
[51] **LOC (6) Cl.** **16-03**
[52] **U.S. Cl.** **D14/118**
[58] **Field of Search** D14/118, 299,
D14/124; 358/400, 401, 402; D18/36, 37

[57] **CLAIM**
The ornamental design for a "facsimile machine", as shown and described.

DESCRIPTION

FIG. 1 is a top front and right side perspective view of a facsimile machine according to my invention;
FIG. 2 is a top plan view thereof;
FIG. 3 is a front elevational view thereof;
FIG. 4 is a right side elevational view thereof;
FIG. 5 is a rear elevational view thereof;
FIG. 6 is a left side elevational view thereof; and,
FIG. 7 is a bottom plan view thereof.

[56] **References Cited**
U.S. PATENT DOCUMENTS
D. 332,094 12/1992 Sawada et al. .
D. 332,606 1/1993 Tanizawa et al. D14/118
D. 339,333 9/1993 Sawada et al. .
D. 355,178 2/1995 Sawada et al. .
D. 355,179 2/1995 Sawada et al. .
D. 357,677 4/1995 Sawada et al. .

1 Claim, 7 Drawing Sheets




FIG. 1




FIG. 2

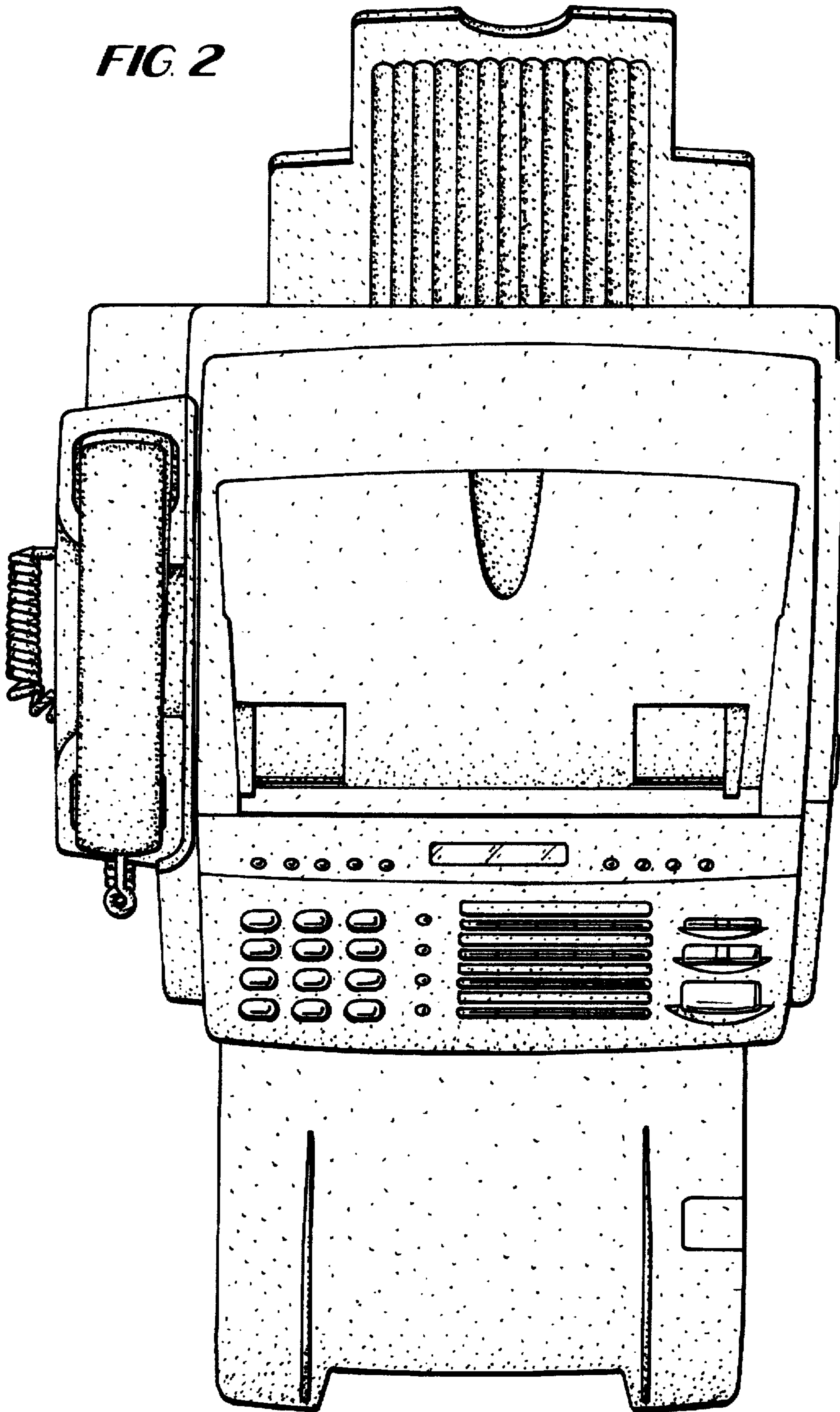


FIG. 3

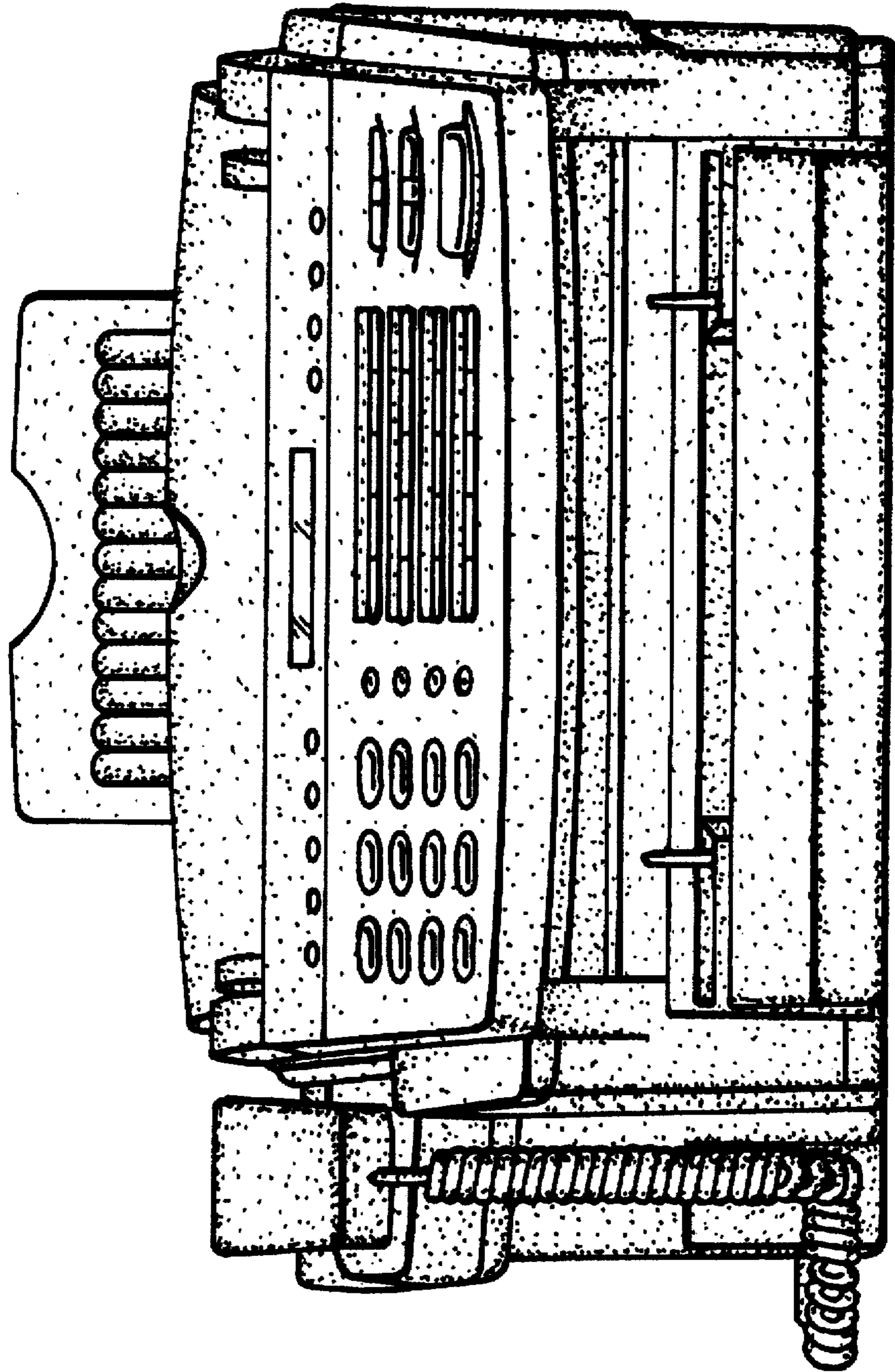


FIG. 4

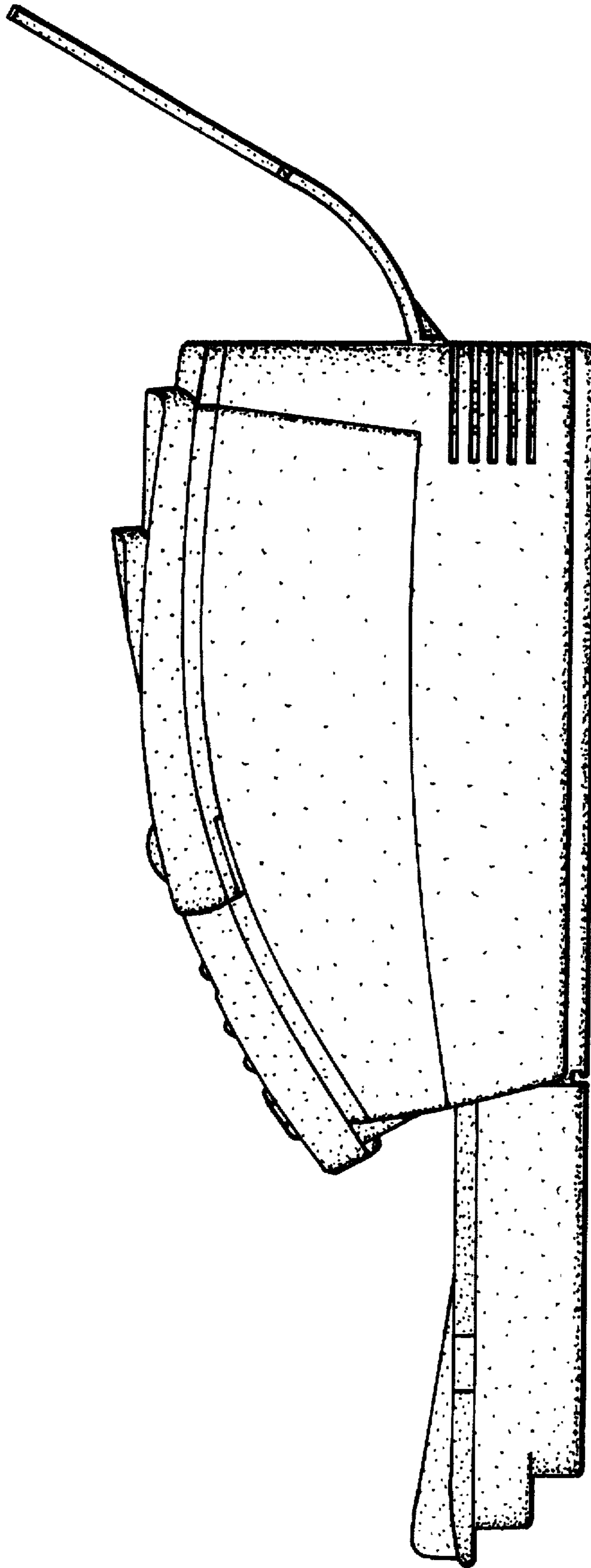


FIG. 5

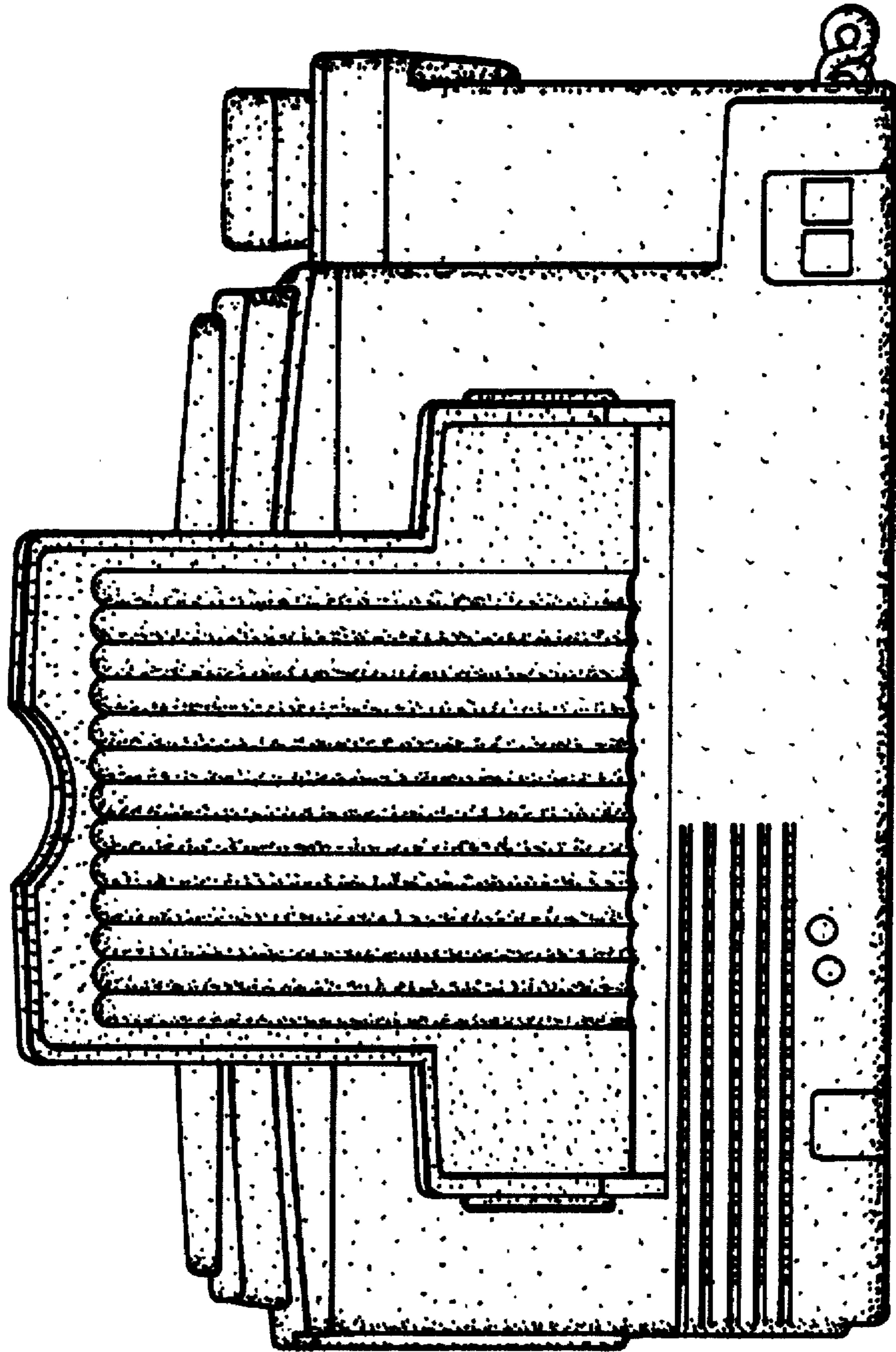


FIG. 6

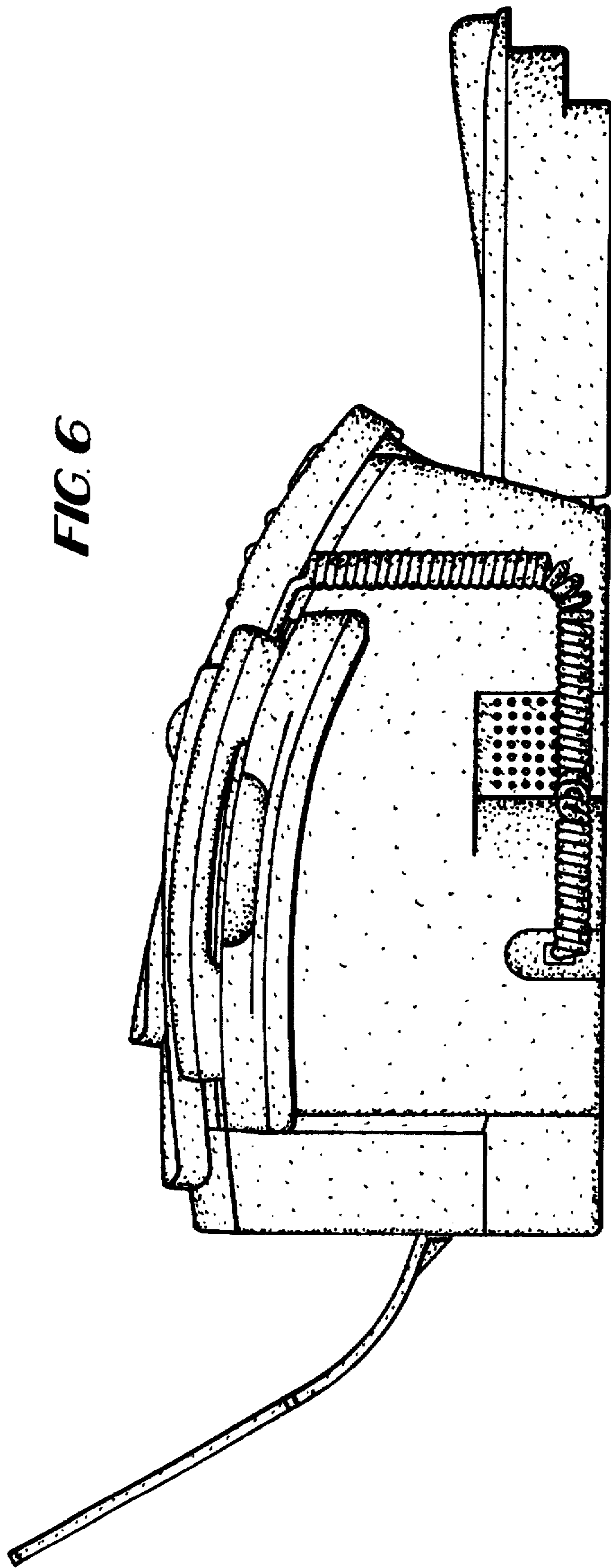


FIG. 7

