



US00D386475S

United States Patent [19]
Hiramatsu

[11] **Patent Number: Des. 386,475**
[45] **Date of Patent: **Nov. 18, 1997**

[54] **READ/WRITE DEVICE FOR IC BUILT-IN CARDS**

5,339,222 8/1994 Simmons et al. 361/737 X
5,477,426 12/1995 Bethurum 361/737

[75] **Inventor: Kenzo Hiramatsu, Musashino, Japan**

Primary Examiner—Holly Baynham
Attorney, Agent, or Firm—Oblon, Spivak, McClelland, Maier & Neustadt, P.C.

[73] **Assignee: Kabushiki Kaisha Toshiba, Kawasaki, Japan**

[**] **Term: 14 Years**

[57] **CLAIM**

The ornamental design for a read/write device for IC built-in cards, as shown.

[21] **Appl. No.: 43,605**

[22] **Filed: Sep. 7, 1995**

DESCRIPTION

[30] **Foreign Application Priority Data**

Mar. 9, 1995 [JP] Japan 7-6418

FIG. 1 is a front, top and right side perspective view of a read/write device for IC built-in cards, showing my new design;

[51] **LOC (6) Cl. 13-03**

FIG. 2 is a front elevational view thereof;

[52] **U.S. Cl. D13/182**

FIG. 3 is a rear elevational view thereof;

[58] **Field of Search D13/184; 257/679; 361/737; D14/114**

FIG. 4 is a right side elevational view thereof;

FIG. 5 is left side elevational view thereof;

FIG. 6 is a top plan view thereof; and,

FIG. 7 is a bottom plan view thereof.

[56] **References Cited**

U.S. PATENT DOCUMENTS

5,184,282 2/1993 Kaneda et al. 361/737

1 Claim, 2 Drawing Sheets




FIG. 1

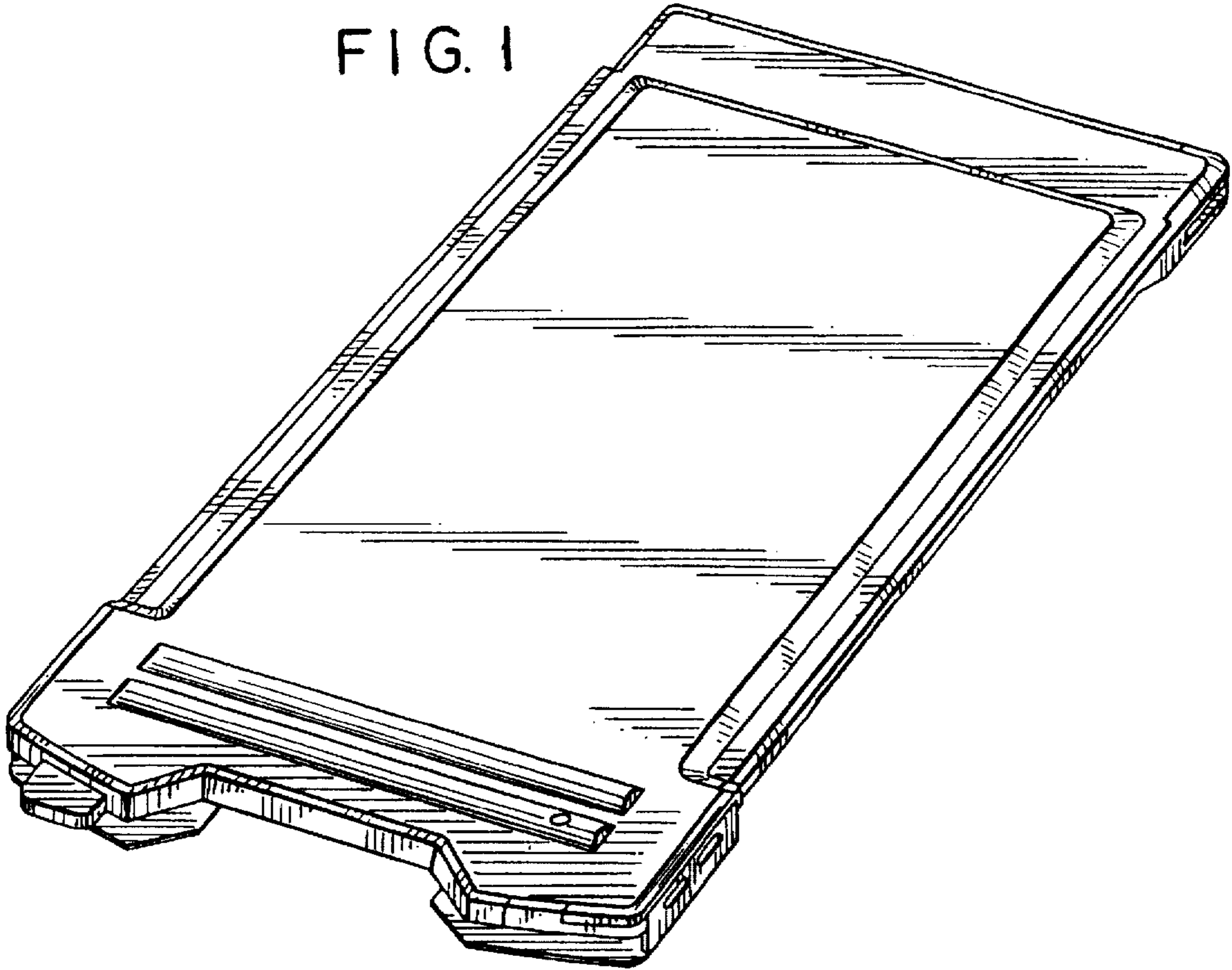


FIG. 2




FIG. 3



FIG. 4




FIG. 5




FIG. 6




FIG. 7

