



US00D386464S

**United States Patent** [19]  
**Simmons**

[11] **Patent Number:** **Des. 386,464**  
[45] **Date of Patent:** **\*\*Nov. 18, 1997**

[54] **HEATING WINDSHIELD WIPER SHROUD**

4,852,206 8/1989 Fisher ..... 15/250.42  
5,319,826 6/1994 Mower ..... 15/250.44

[76] **Inventor:** **David L. Simmons**, P.O. Box 4112,  
Sevierville, Tenn. 37864-4112

*Primary Examiner*—Melody N. Brown  
*Attorney, Agent, or Firm*—M. Alex Brown, Patent Attorney

[\*\*] **Term:** **14 Years**

[57] **CLAIM**

[21] **Appl. No.:** **46,592**

The ornamental design for a heating windshield wiper shroud, as shown and described.

[22] **Filed:** **Oct. 10, 1995**

**DESCRIPTION**

[51] **LOC (6) Cl.** ..... **12-06**

[52] **U.S. Cl.** ..... **D12/220**

[58] **Field of Search** ..... D12/219, 220;  
15/250.07, 250.32-250.36, 250.4-250.42,  
250.44

FIG. 1 is a right end view of a heating windshield wiper shroud showing my new design; the left side view being a mirror image of that shown;

FIG. 2 is a top plan view thereof;

FIG. 3 is a bottom plan view thereof;

FIG. 4 is a right side view of the present design, the left side view being a mirror image of that shown; and,

FIG. 5 is a side perspective of the present design, the opposing side perspective being a mirror image of that shown.

[56] **References Cited**

**U.S. PATENT DOCUMENTS**

|            |        |                 |       |           |
|------------|--------|-----------------|-------|-----------|
| D. 325,897 | 5/1992 | Buechele et al. | ..... | D12/220   |
| D. 327,866 | 7/1992 | Mouleroy        | ..... | D12/220   |
| D. 339,094 | 9/1993 | Fry             | ..... | D12/220   |
| 4,741,071  | 5/1988 | Bauer et al.    | ..... | 15/250.42 |

**1 Claim, 2 Drawing Sheets**






FIG. 1

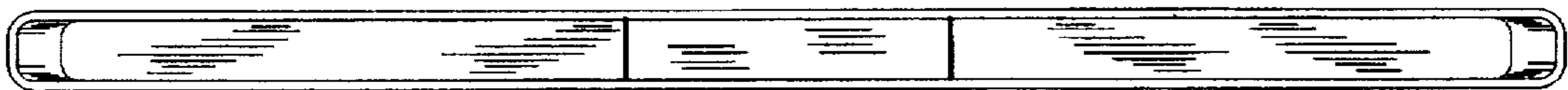


FIG. 2




FIG. 3

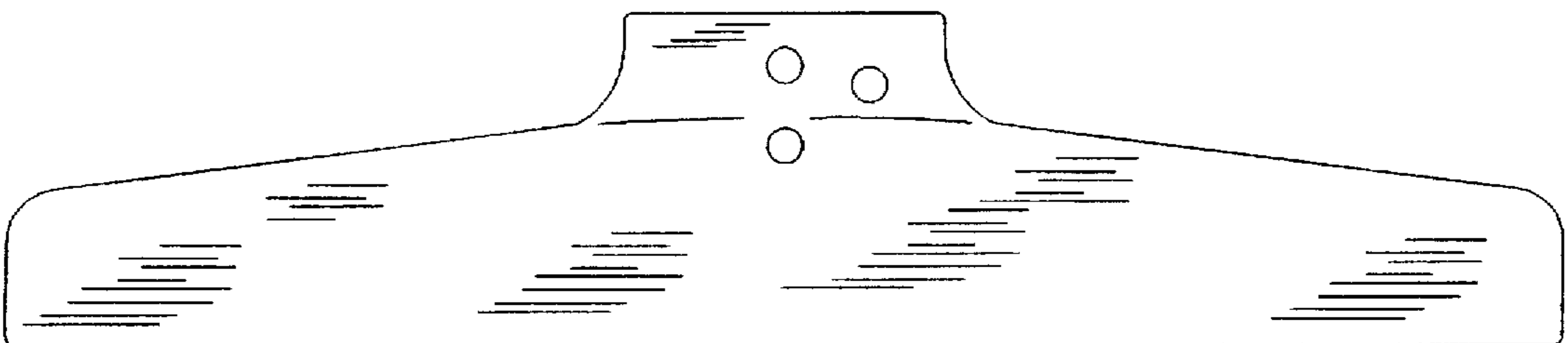


FIG. 4

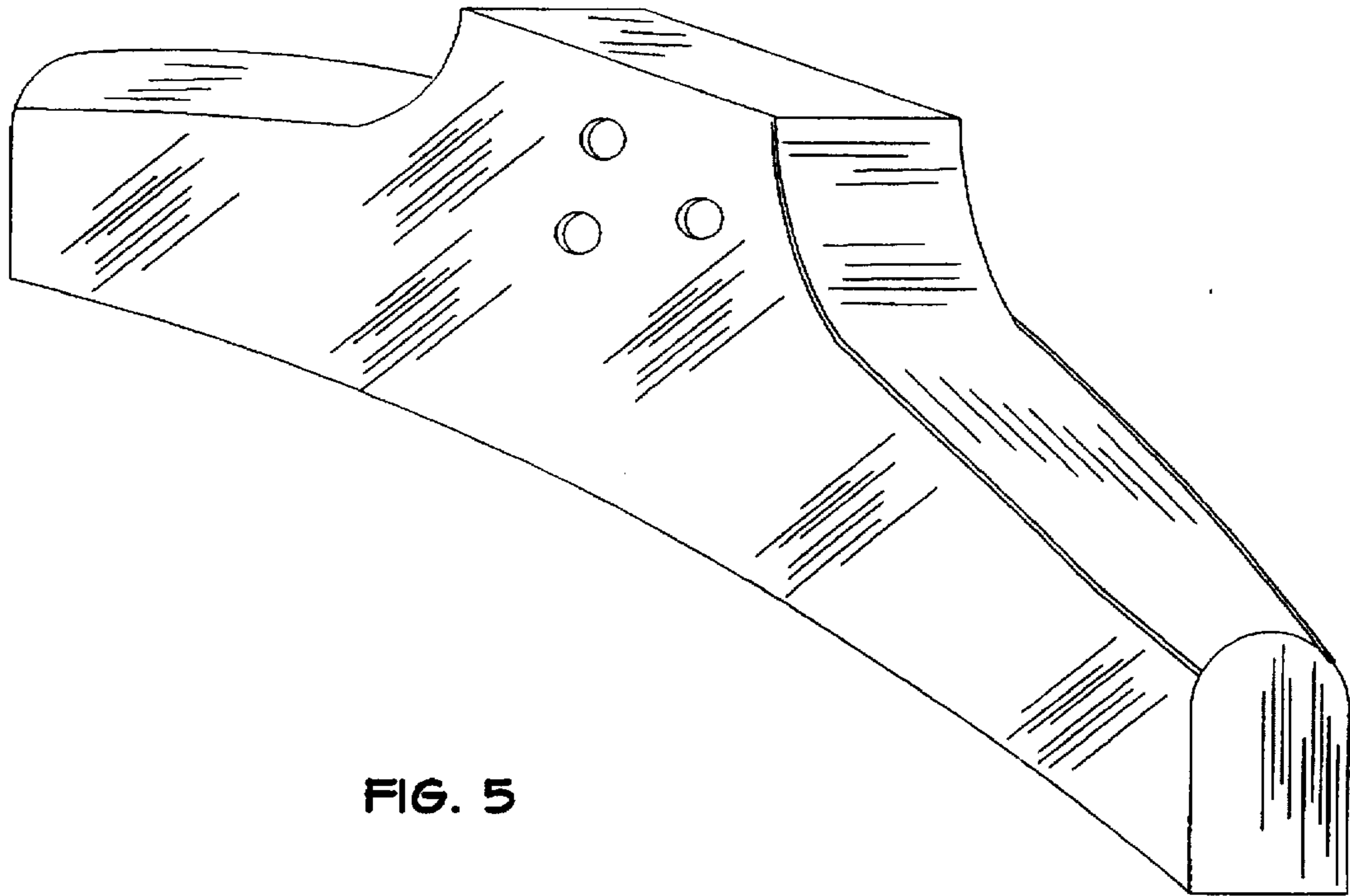


FIG. 5