



US00D386462S

United States Patent [19]

McCune et al.

[11] Patent Number: **Des. 386,462**

[45] Date of Patent: ****Nov. 18, 1997**

[54] **RAMP**

[76] Inventors: **Michael Erin McCune; Naomi Dorene McCune**, both of 120 S. School St., Lodi, Calif. 95240

[**] Term: **14 Years**

4,031,939 6/1977 DeMartini 152/213 R
 4,513,800 4/1985 Vossenkemper 152/213 A
 5,048,376 9/1991 Faanes 81/15.8
 5,079,976 1/1992 Priest 81/15.8
 5,219,466 6/1993 Stout 152/213 R
 5,221,380 6/1993 Wilson et al. 152/213 R
 5,273,092 12/1993 Simpson 152/213 R

[21] Appl. No.: **57,180**

[22] Filed: **Jul. 18, 1996**

Primary Examiner—Louis S. Zarfes
Assistant Examiner—Frank Martinez

[51] LOC (6) Cl. **12-06**

[52] U.S. Cl. **D12/217**

[58] Field of Search D12/217; 188/32, 188/36, 4 R; 152/213 R, 222; 81/15.8

[57] **CLAIM**

The ornamental design for a “ramp”, as shown and described.

[56] **References Cited**

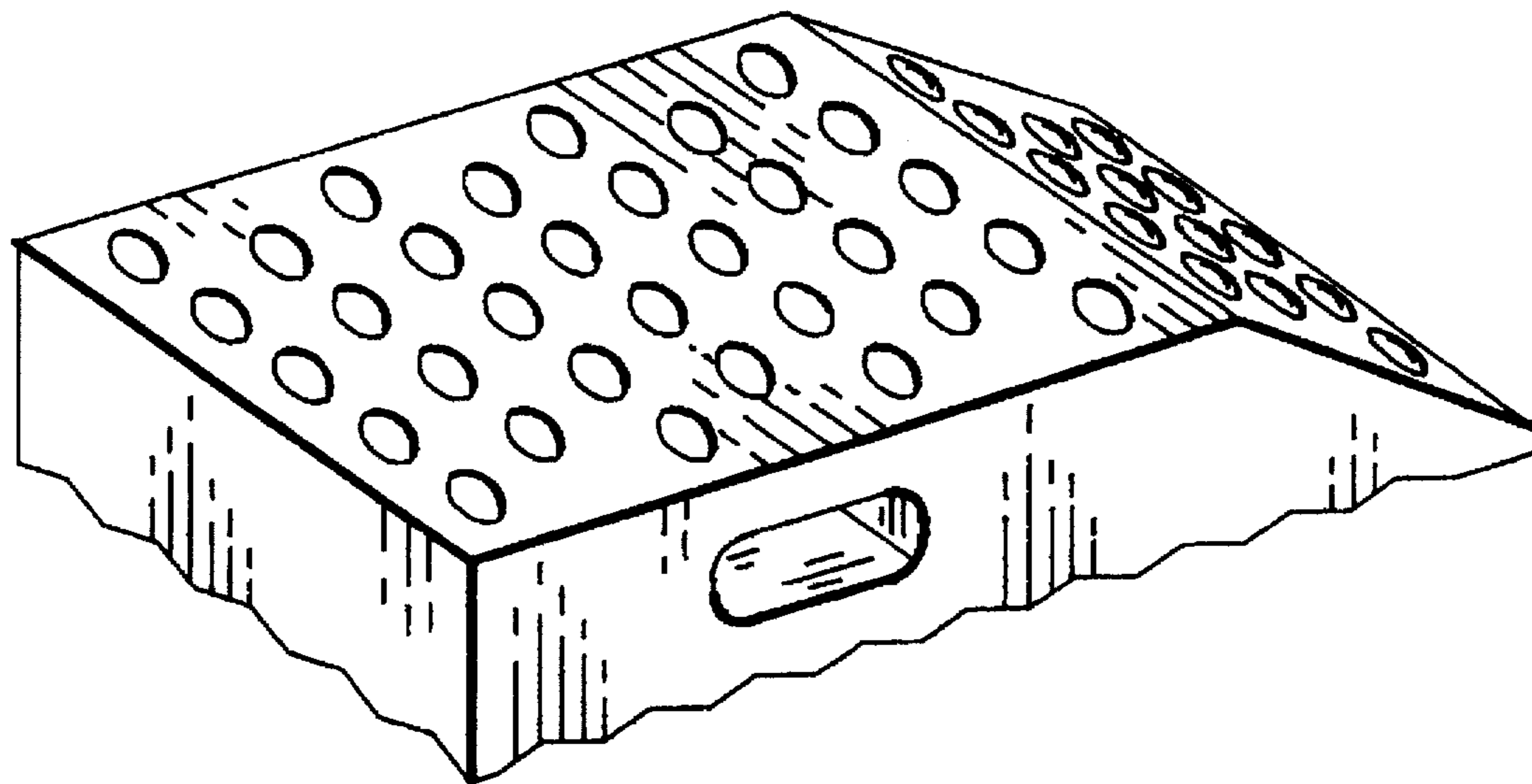
U.S. PATENT DOCUMENTS

D. 223,771	6/1972	Roney, Jr.	188/32 X
3,054,477	9/1962	Bustin	188/32
3,357,639	12/1967	Peterson	188/32
3,734,241	5/1973	Hale	188/4 R X
3,810,530	5/1974	Jay	188/32

DESCRIPTION

FIG. 1 is a perspective view of a ramp showing a new design;
 FIG. 2 is a top view thereof;
 FIG. 3 is a front view thereof;
 FIG. 4 is a right/left side view thereof;
 FIG. 5 is a rear view thereof; and,
 FIG. 6 is a bottom view thereof.

1 Claim, 1 Drawing Sheet



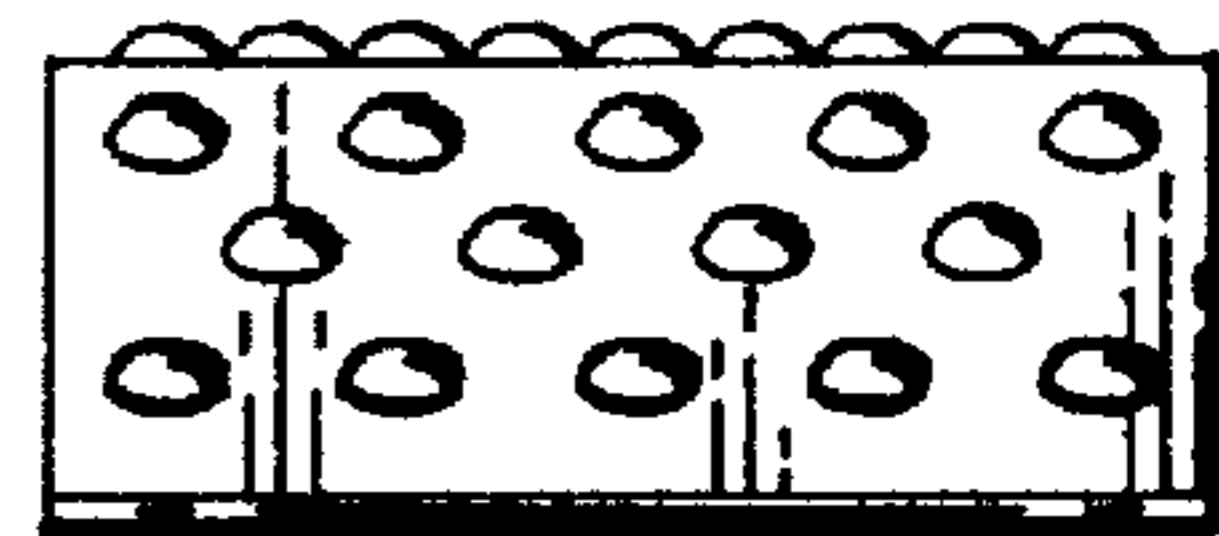
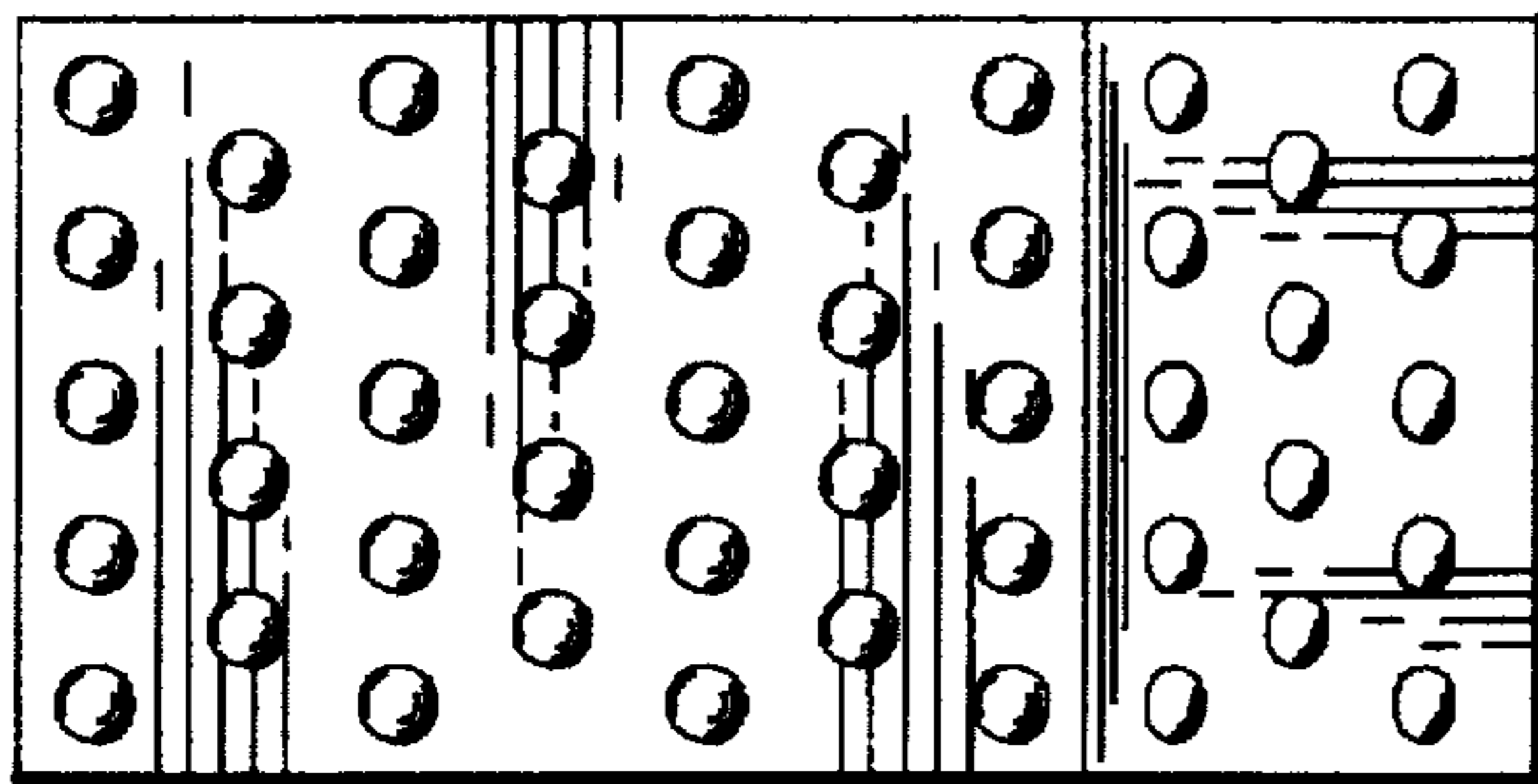
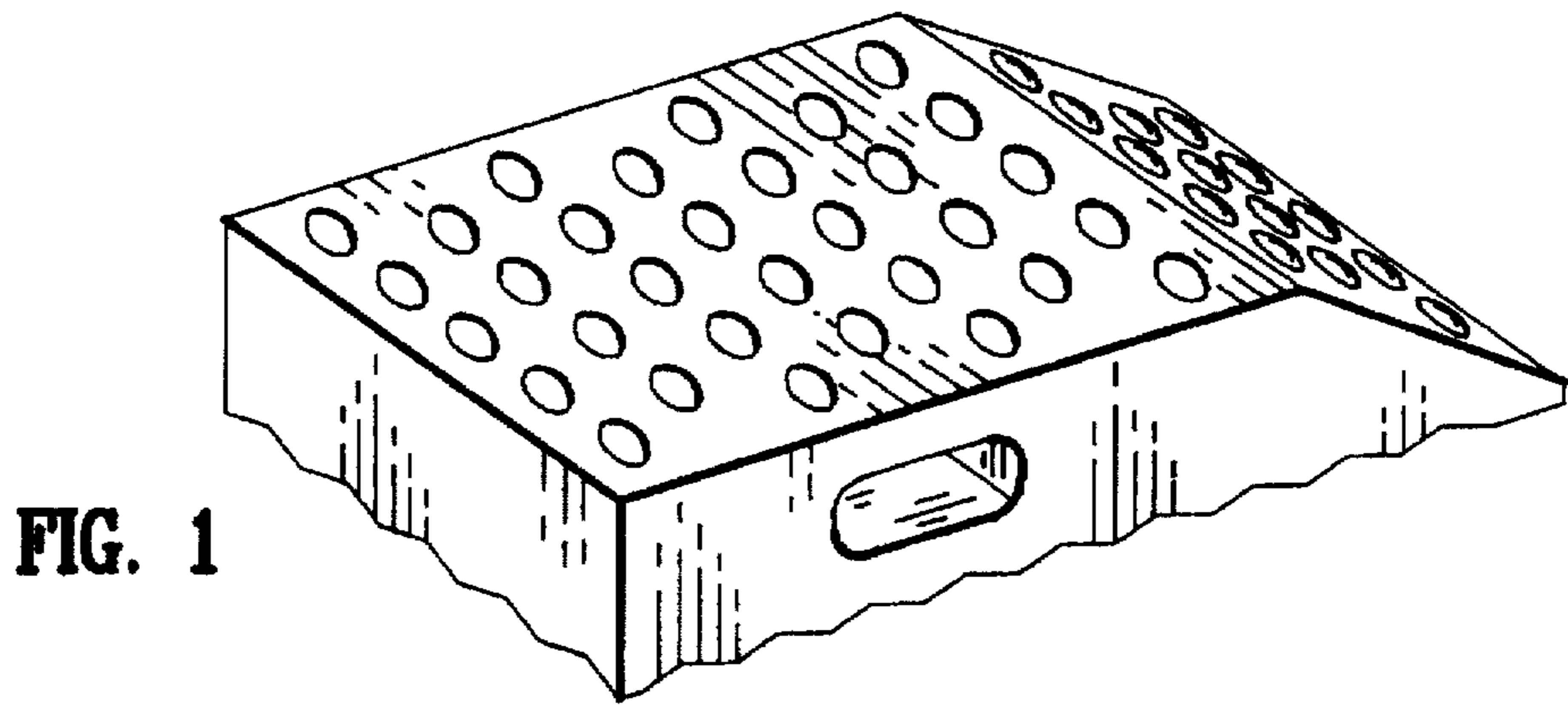


FIG. 2

FIG. 3

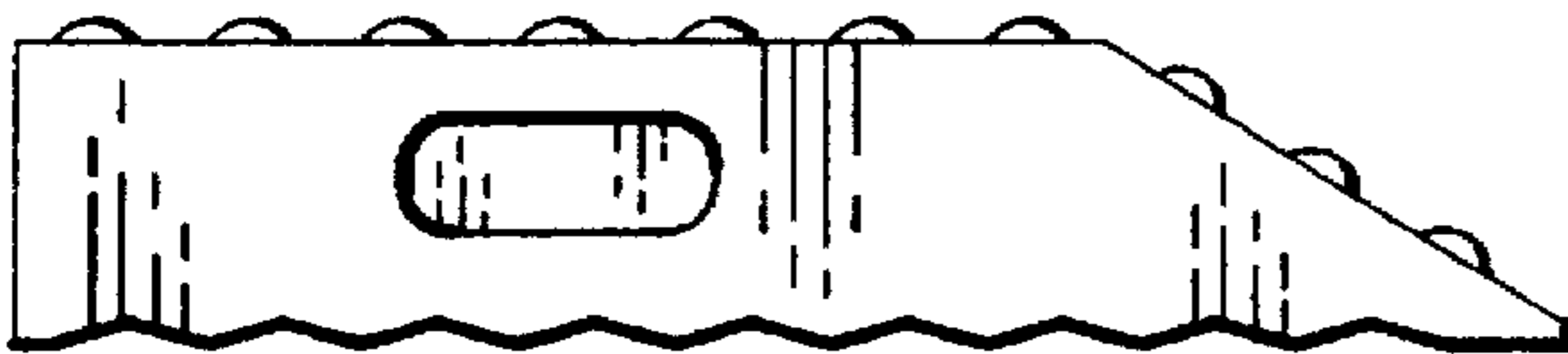


FIG. 4

FIG. 5




FIG. 6