



US00D386456S

United States Patent [19]
Yukawa

[11] **Patent Number: Des. 386,456**
[45] **Date of Patent: **Nov. 18, 1997**

[54] **AUTOMOBILE TIRE**

[75] **Inventor: Naoki Yukawa, Takarazuka, Japan**
[73] **Assignee: Sumitomo Rubber Industries, Ltd.,
Kobe, Japan**
[**] **Term: 14 Years**
[21] **Appl. No.: 52,869**
[22] **Filed: Apr. 10, 1996**
[30] **Foreign Application Priority Data**

Oct. 11, 1995 [JP] Japan 7-30463

[51] **LOC (6) Cl. 12-15**
[52] **U.S. Cl. D12/147; D12/141**
[58] **Field of Search D12/136, 138,
D12/140-151; 152/209 D, 209 R**

[56] **References Cited**

U.S. PATENT DOCUMENTS

D. 310,056 8/1990 Martin et al. D12/147
D. 310,803 9/1990 Hasegawa D12/147
D. 323,801 2/1992 Kajita D12/147
D. 377,329 1/1997 Hammamoto et al. D12/147
5,322,107 6/1994 Lagnier 152/209 R

FOREIGN PATENT DOCUMENTS

817216 8/1991 Japan .
903979 7/1994 Japan .

OTHER PUBLICATIONS

Lassa Energia 5000 Tire, Tread Design Guide, p. 146. Jan. 1995.

Primary Examiner—James Gandy
Assistant Examiner—Robert M. Spear
Attorney, Agent, or Firm—Cushman Darby & Cushman
Intellectual Property Group of Pillsbury Madison & Sutro
LLP

[57] **CLAIM**

The ornamental design for an automobile tire, as shown and described.

DESCRIPTION

FIG. 1 is a front perspective view of an automobile tire showing my new design, it being understood that the tread design is repeated uniformly throughout the circumference of the tire and the opposite side is the same as that shown. FIG. 2 is a front elevational view thereof; FIG. 3 is a top plan view thereof; FIG. 4 is a left side elevational view thereof; FIG. 5 is a right side elevational view thereof; and, FIG. 6 is an enlarged fragmentary front elevational view thereof. The dark stippled surface shading represents the recessed portion of the tread grooves, having a depth as best shown in FIG. 2.

1 Claim, 2 Drawing Sheets




FIG. 1




FIG. 2




FIG. 3




FIG. 4

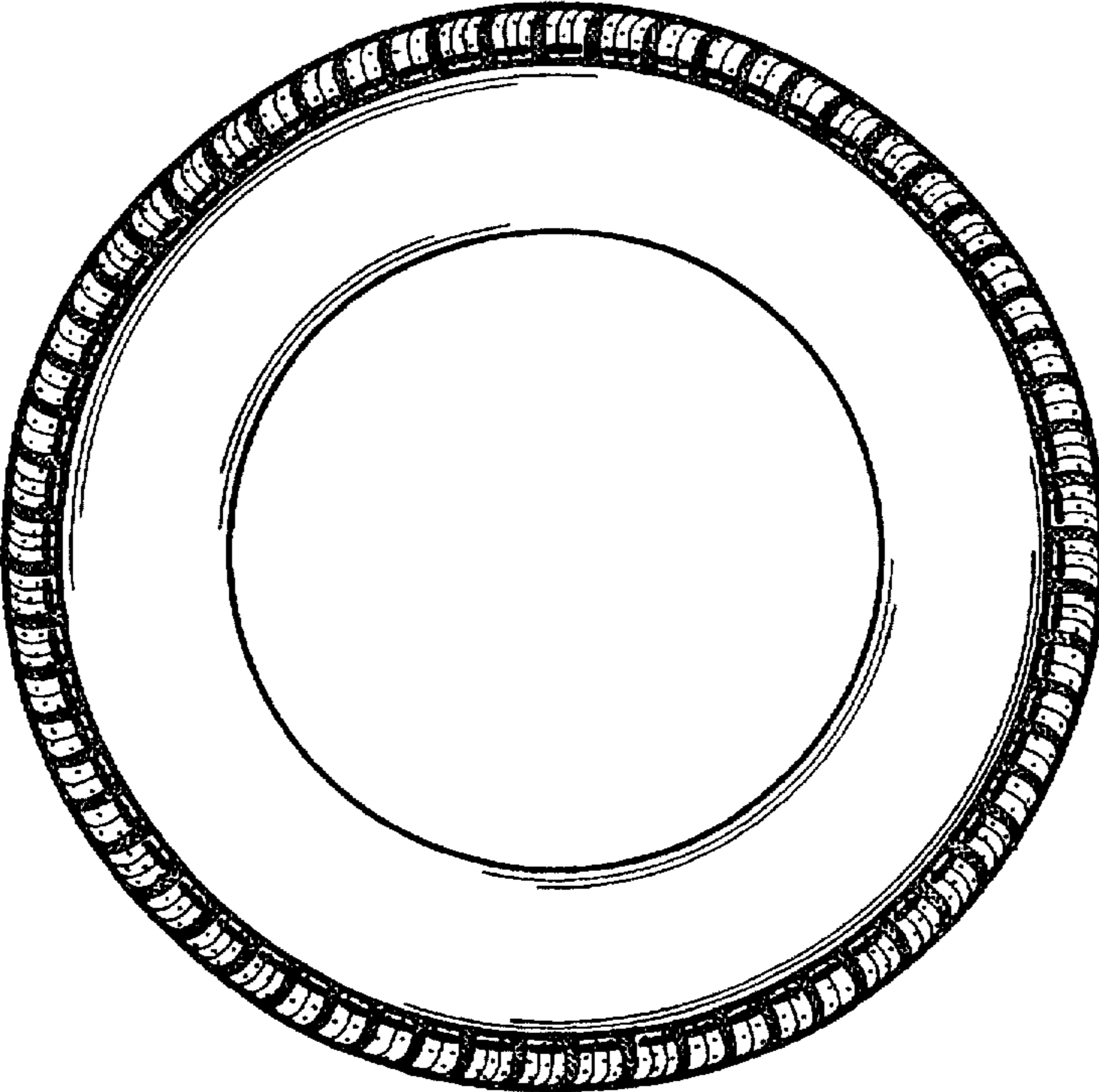


FIG. 5

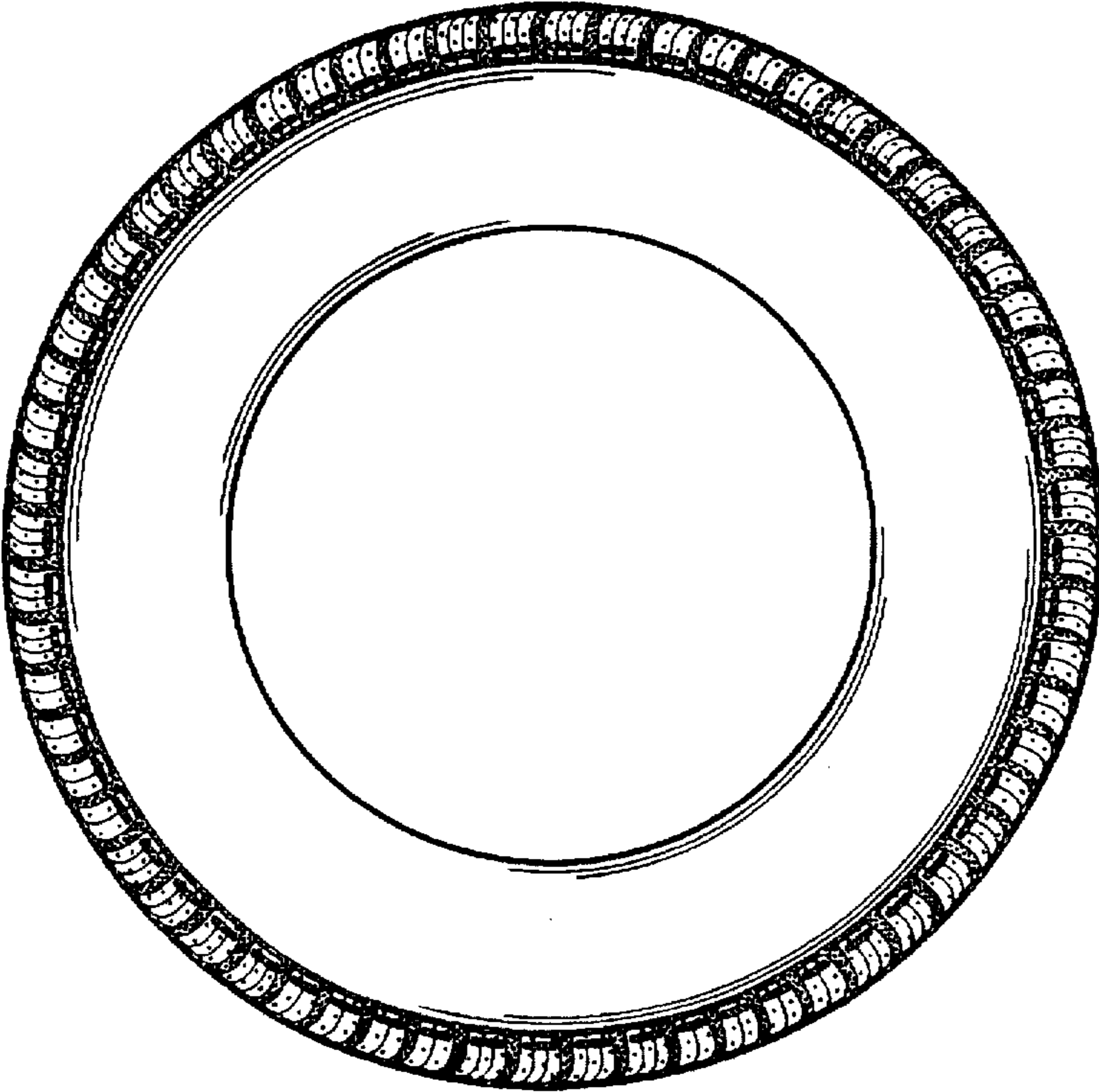


FIG. 6

