

US00D386445S

United States Patent [19] Odierna

[11] **Patent Number: Des. 386,445**
[45] **Date of Patent: **Nov. 18, 1997**

[54] **STRAIGHT WIRE FRAME ICICLE DISPLAY**

5,379,202 1/1995 Dann 362/252
5,594,628 1/1997 Reuter et al. 362/249
5,609,412 3/1997 Contigiani 362/249

[75] **Inventor: Renee Odierna, Mansfield, Ohio**

[73] **Assignee: J. Kinderman & Sons, Inc., Philadelphia, Pa.**

Primary Examiner—Dominic Simone
Attorney, Agent, or Firm—Panitch Schwarze Jacobs & Nadel, P.C.

[**] **Term: 14 Years**

[57] CLAIM

[21] **Appl. No.: 57,735**

The ornamental design for a straight wire frame icicle display, as shown and described.

[22] **Filed: Jun. 25, 1996**

[51] **LOC (6) Cl. 11-05**

[52] **U.S. Cl. D11/121; D11/119; D26/25**

[58] **Field of Search D11/117, 119, D11/121; D26/25; 362/249, 252, 808, 812**

DESCRIPTION

FIG. 1 is a front elevational view of a straight wire frame icicle display showing my design;
FIG. 2 is a right side elevation view thereof;
FIG. 3 is a left side elevational view thereof;
FIG. 4 is a top view thereof;
FIG. 5 is a bottom view thereof;
FIG. 6 is an enlarged view of a light element on the straight wire frame icicle display; and,
FIG. 7 is a perspective view of the light element.

[56] References Cited

U.S. PATENT DOCUMENTS

D. 209,517 12/1967 Burnbaum D11/119
D. 287,769 1/1987 Davis D26/25
D. 360,701 7/1995 Glsstetter D26/25
5,359,502 10/1994 Cantin 362/249 X

1 Claim, 1 Drawing Sheet



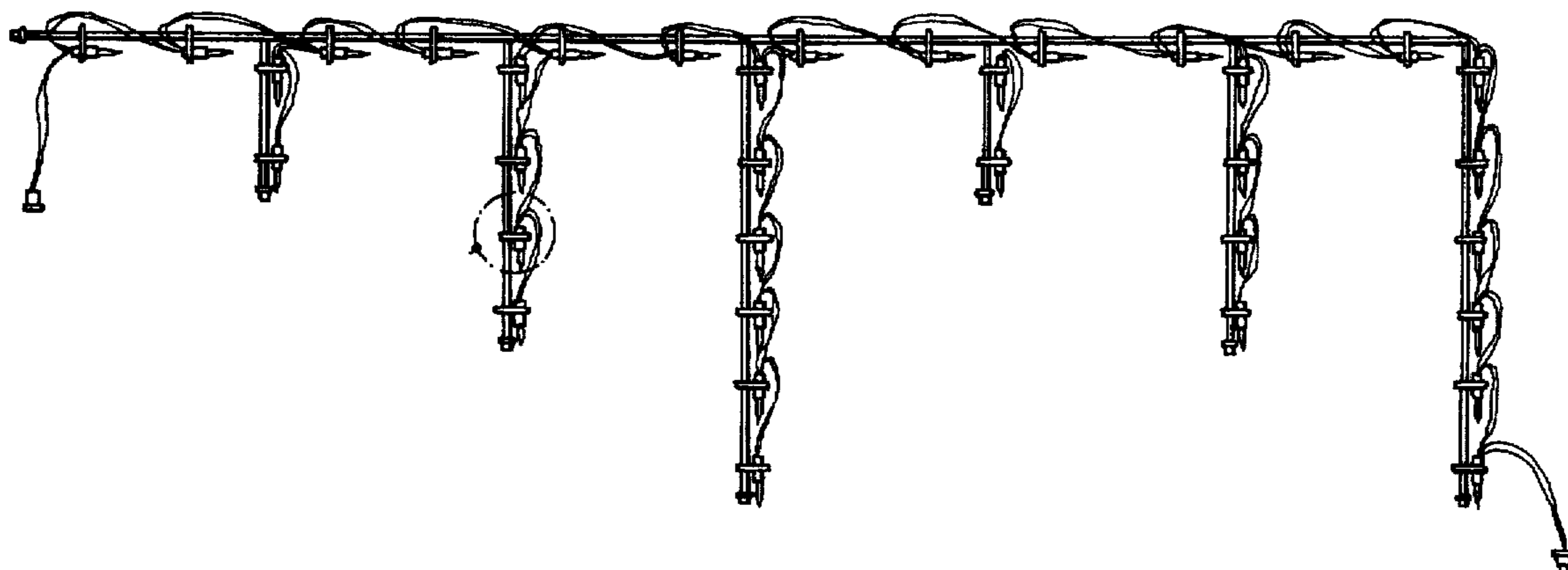


FIG. 2



FIG. 1

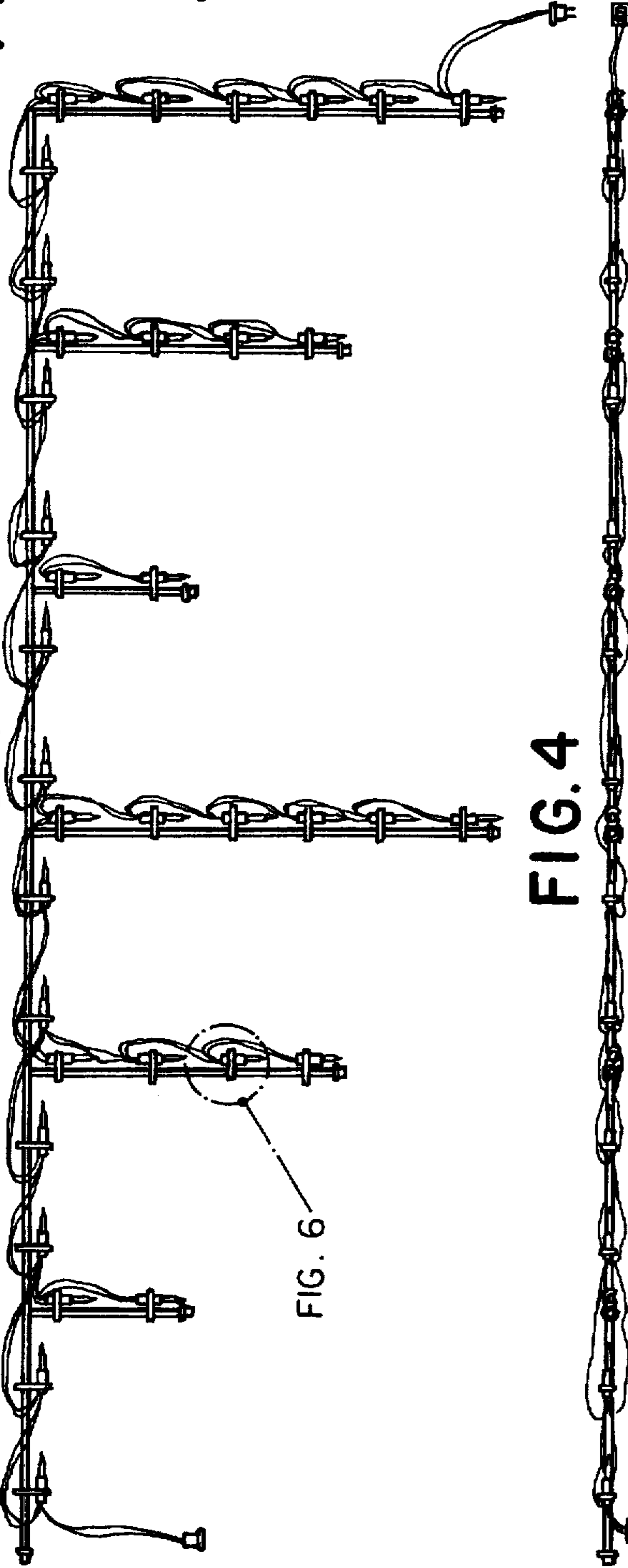


FIG. 3



FIG. 6

FIG. 4



FIG. 5



FIG. 7

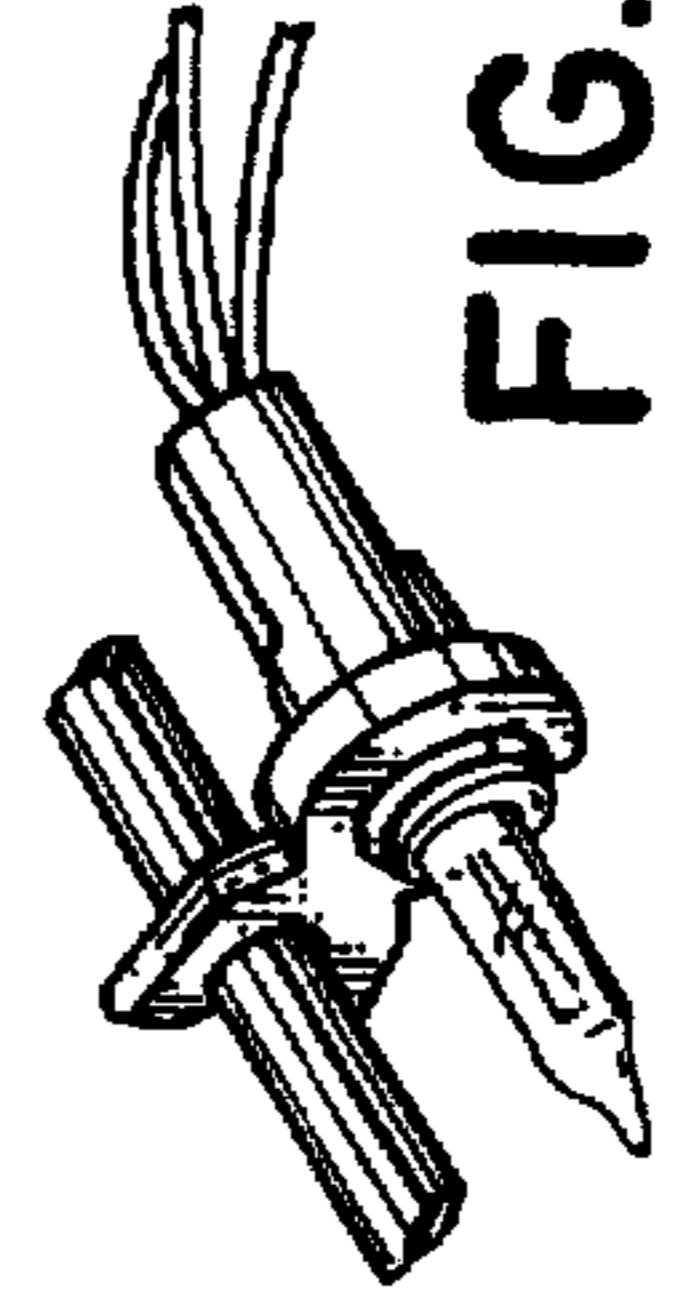


FIG. 6

