

US00D386444S

**United States Patent** [19]  
**Udiko**

[11] **Patent Number: Des. 386,444**

[45] **Date of Patent: \*\*\*Nov. 18, 1997**

[54] **EAR ORNAMENT**

[75] **Inventor: Richard W. Udiko, Beverly Hills, Calif.**

[73] **Assignee: Unigem International, Beverly Hills, Calif.**

[\*] **Notice:** The portion of the term of this patent subsequent to May 6, 2011, has been disclaimed.

[\*\*] **Term: 14 Years**

[21] **Appl. No.: 51,812**

[22] **Filed: Mar. 19, 1996**

[51] **LOC (6) Cl. .... 11-01**

[52] **U.S. Cl. .... D11/92**

[58] **Field of Search** ..... D11/1, 2, 7, 40-48,  
D11/75-79; 63/1.1, 2, 12, 13, 14.1-15,  
20, 26, 27; 24/705

D. 116,337 8/1939 Gaertner ..... D11/92  
D. 273,666 5/1984 Hayashi ..... D11/92  
D. 275,660 9/1984 Carroll ..... D11/92  
D. 322,417 12/1991 Mesica ..... D11/92

*Primary Examiner—Ralf Seifert*  
*Attorney, Agent, or Firm—Michael A. Painter*

[57] **CLAIM**

The ornamental design for an ear ornament, as described and shown.

**DESCRIPTION**

FIG. 1 is top plan view of an ear ornament showing my new design;

FIG. 2 is a bottom plan view thereof; and,


FIG. 3 is a front elevation view, the right side view, left side view and rear view being identical in appearance.

[56] **References Cited**

**U.S. PATENT DOCUMENTS**

D. 42,514 5/1912 Meyers ..... D11/92

**1 Claim, 1 Drawing Sheet**



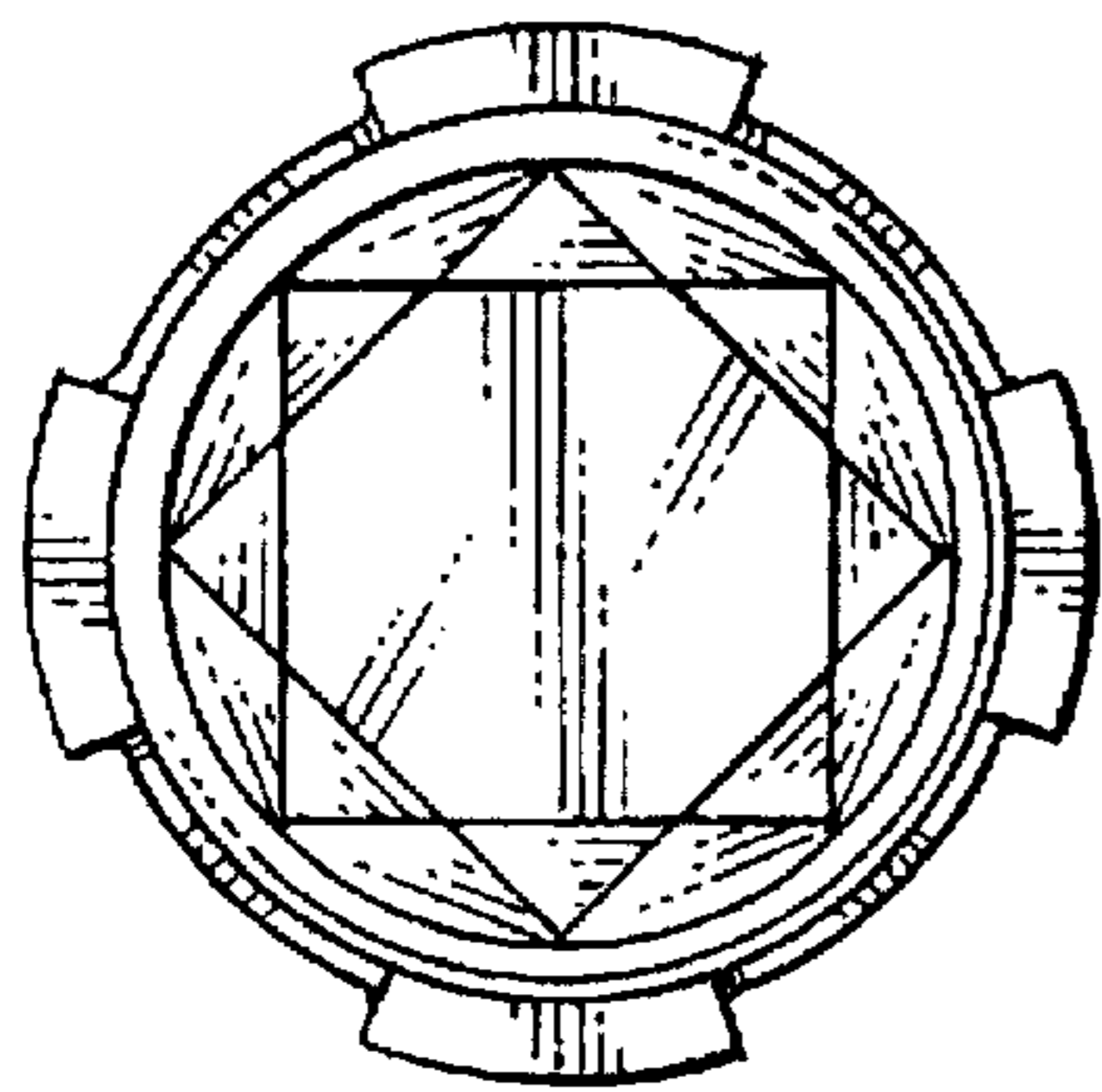


FIG. 1.




FIG. 2.

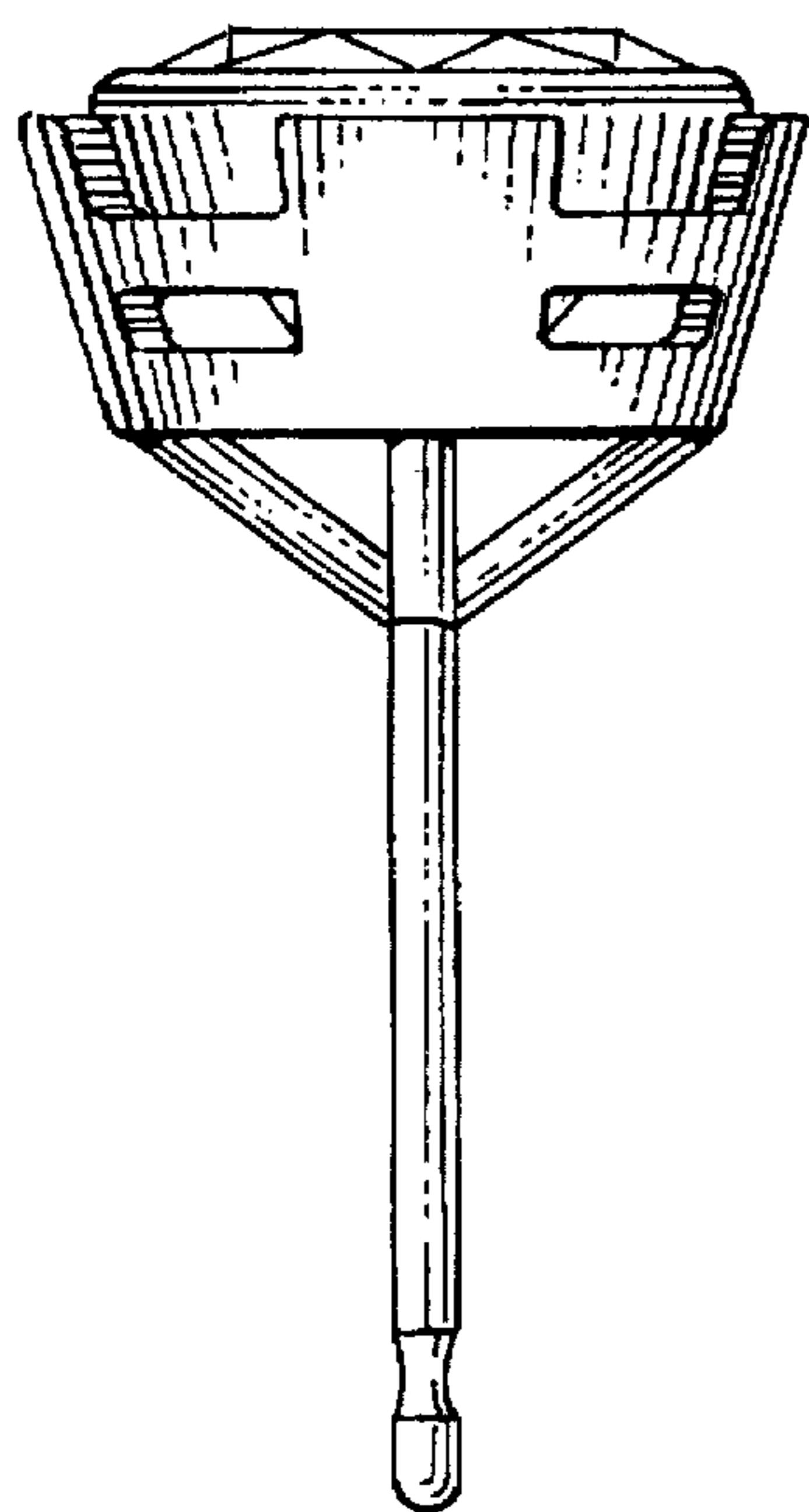


FIG. 3.