

US00D386437S

United States Patent [19]
Sang

[11] **Patent Number: Des. 386,437**

[45] **Date of Patent: **Nov. 18, 1997**

[54] **WATCH BEZEL**

D. 349,250 8/1994 Moriai D10/38
D. 364,572 11/1995 Goto D10/39

[75] **Inventor: Daniel Lai Kong Sang, Ma On Shan, Hong Kong**

Primary Examiner—Nelson C. Holtje
Attorney, Agent, or Firm—Paul R. Juhasz

[73] **Assignee: Timex Corporation, Middleburg, Conn.**

[57] **CLAIM**

[**] **Term: 14 Years**

The ornamental design for a “watch bezel”, as shown and described.

[21] **Appl. No.: 57,782**

DESCRIPTION

[22] **Filed: Jul. 31, 1996**

[51] **LOC (6) Cl. 10-02**

FIG. 1 is a perspective elevational view of a “Watch Bezel”;
FIG. 2 is an elevational view of a top side thereof;
FIG. 3 is a top plan view thereof;
FIG. 4 is a right side elevational view thereof, other end elevational view being a mirror image is not shown;
FIG. 5 is a bottom plan view thereof; and,
FIG. 6 is an elevational view of a bottom side thereof.

[52] **U.S. Cl. D10/128; D10/122**

[58] **Field of Search D10/1-40, 122-132; 368/280-282, 276-277, 285, 294-295**

[56] **References Cited**

U.S. PATENT DOCUMENTS

D. 327,020 6/1992 Grädel D10/30

1 Claim, 1 Drawing Sheet




FIG. 1

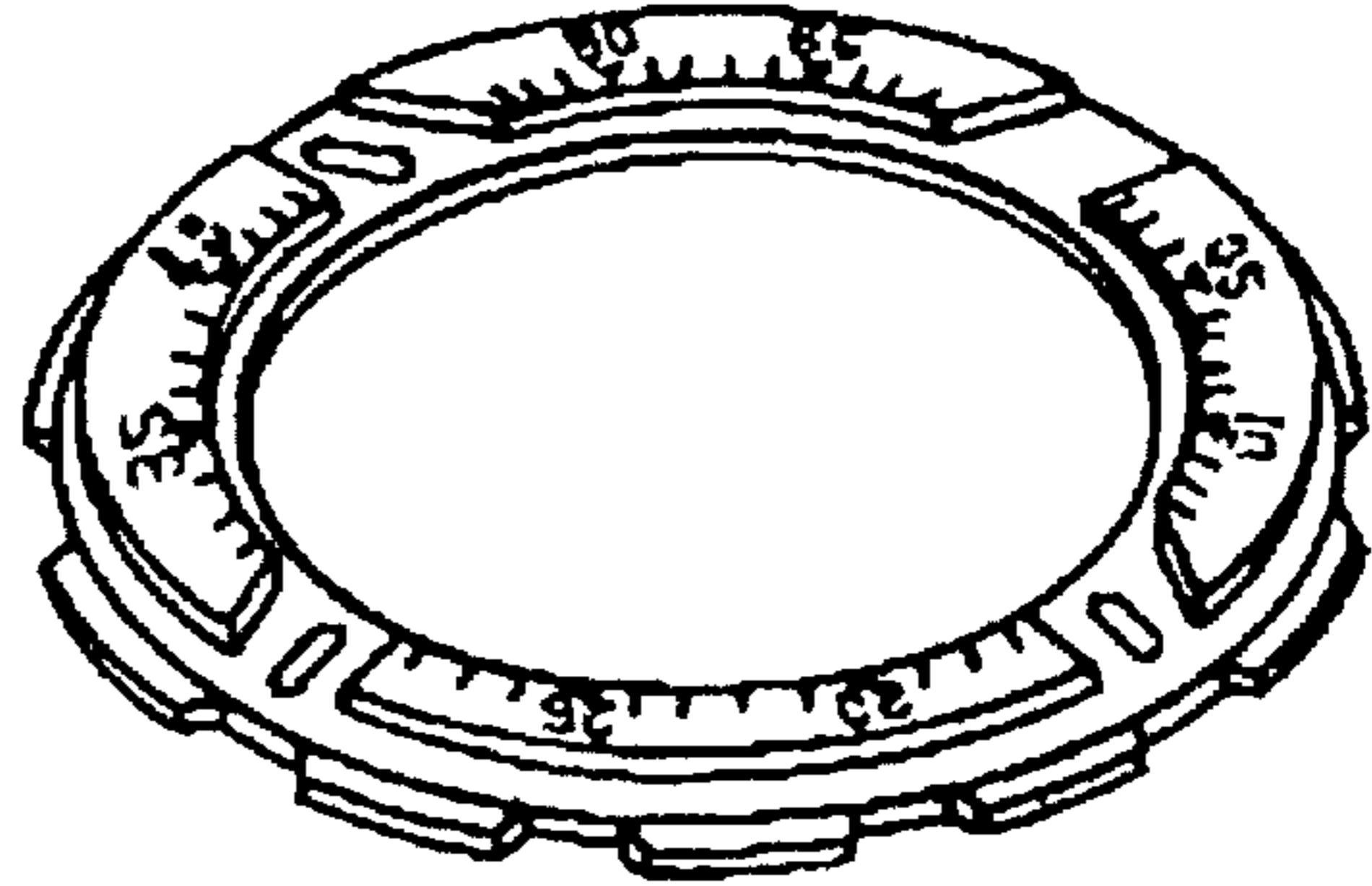


FIG. 2



FIG. 3




FIG. 4



FIG. 5

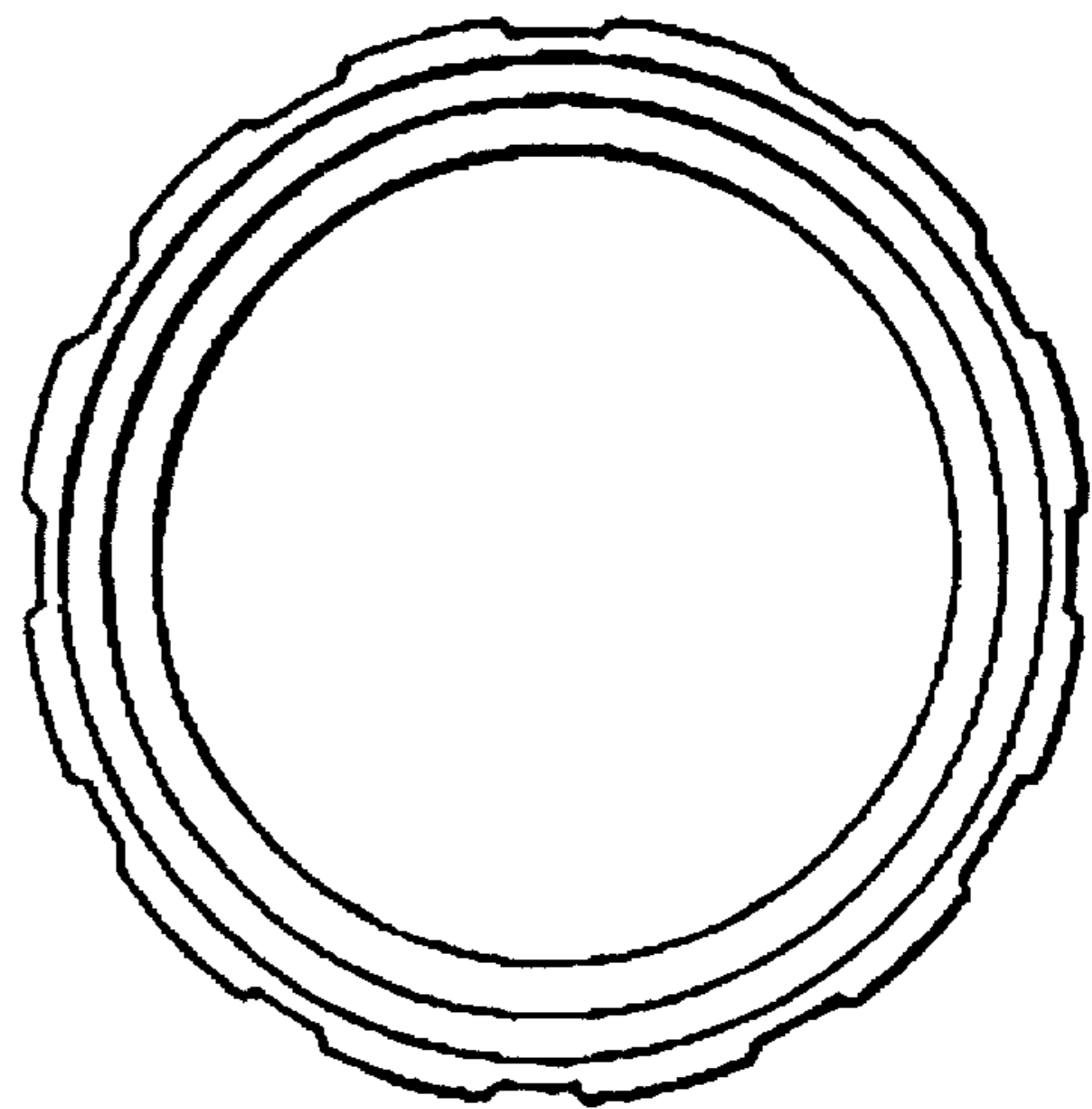


FIG. 6

