



US00D386436S

United States Patent [19] Sang

[11] Patent Number: **Des. 386,436**

[45] Date of Patent: ****Nov. 18, 1997**

[54] **BEZEL RING FOR A WATCH**

D. 369,750 5/1996 Riley D10/30
D. 371,307 7/1996 Tomita D10/38

[75] Inventor: **Daniel Lai Kong Sang**, Shatin, Hong Kong

Primary Examiner—Nelson C. Holtje
Attorney, Agent, or Firm—Paul R. Juhasz

[73] Assignee: **Timex Corporation**, Middlebury, Conn.

[57] **CLAIM**

[**] Term: **14 Years**

The ornamental design for a “bezel ring for a watch”, as shown and described.

[21] Appl. No.: **56,599**

DESCRIPTION

[22] Filed: **Jul. 3, 1996**

[51] LOC (6) Cl. **10-02**

FIG. 1 is a perspective elevational view of a “bezel ring for a watch”;

[52] U.S. Cl. **D10/128; D10/122**

FIG. 2 is a top plan view thereof;

[58] Field of Search D10/1-40, 122-132;
368/280-282, 276-277, 285, 294, 295

FIG. 3 is a side elevational view thereof; the other side being a mirror image is not shown;

[56] **References Cited**

FIG. 4 is an end elevational view thereof; the other end being a mirror image is not shown; and,

U.S. PATENT DOCUMENTS

FIG. 5 is a bottom plan view thereof.

D. 333,988 3/1993 Dumas D10/30

D. 364,572 11/1995 Goto D10/30

1 Claim, 2 Drawing Sheets

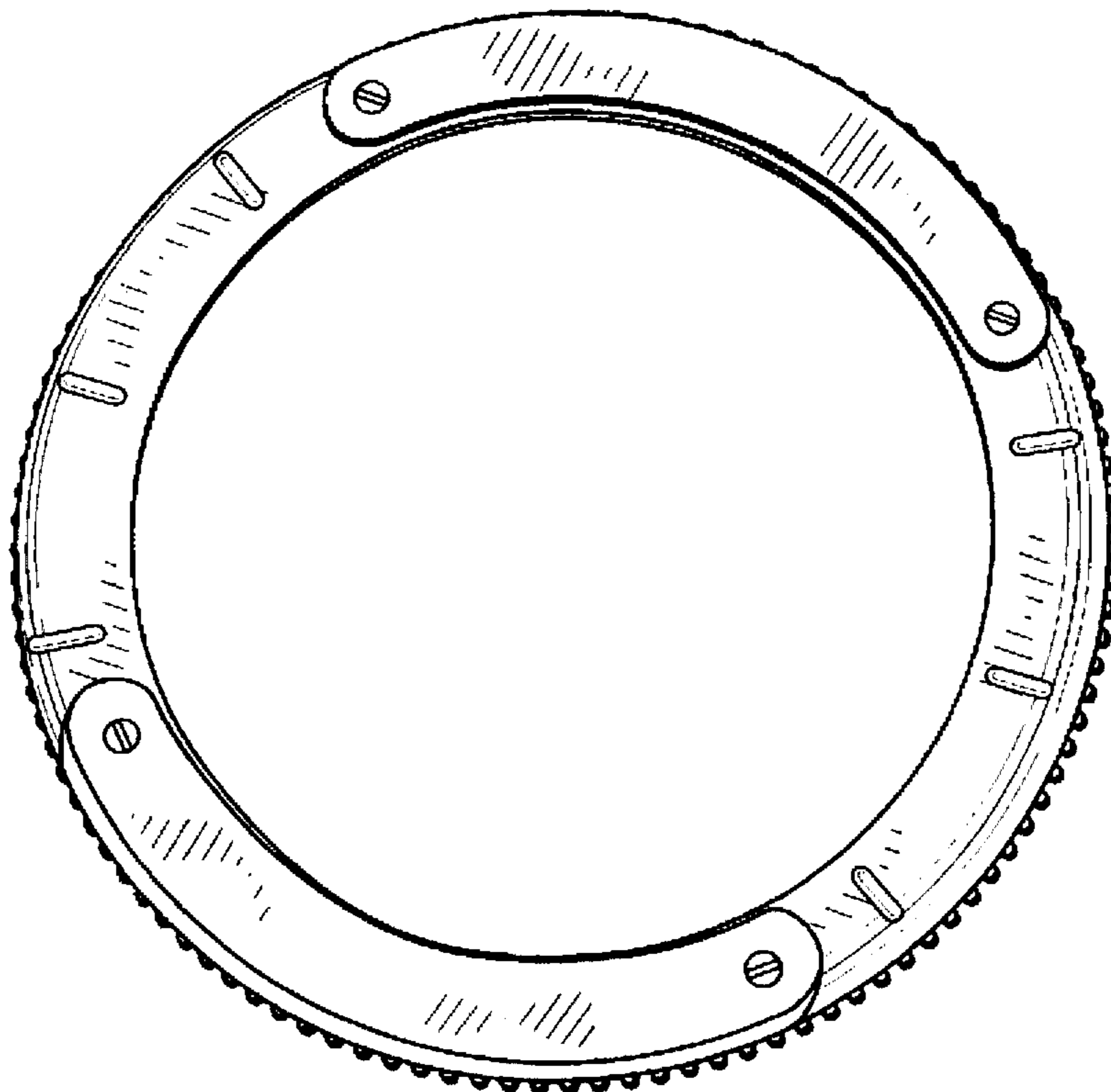


FIG. 1

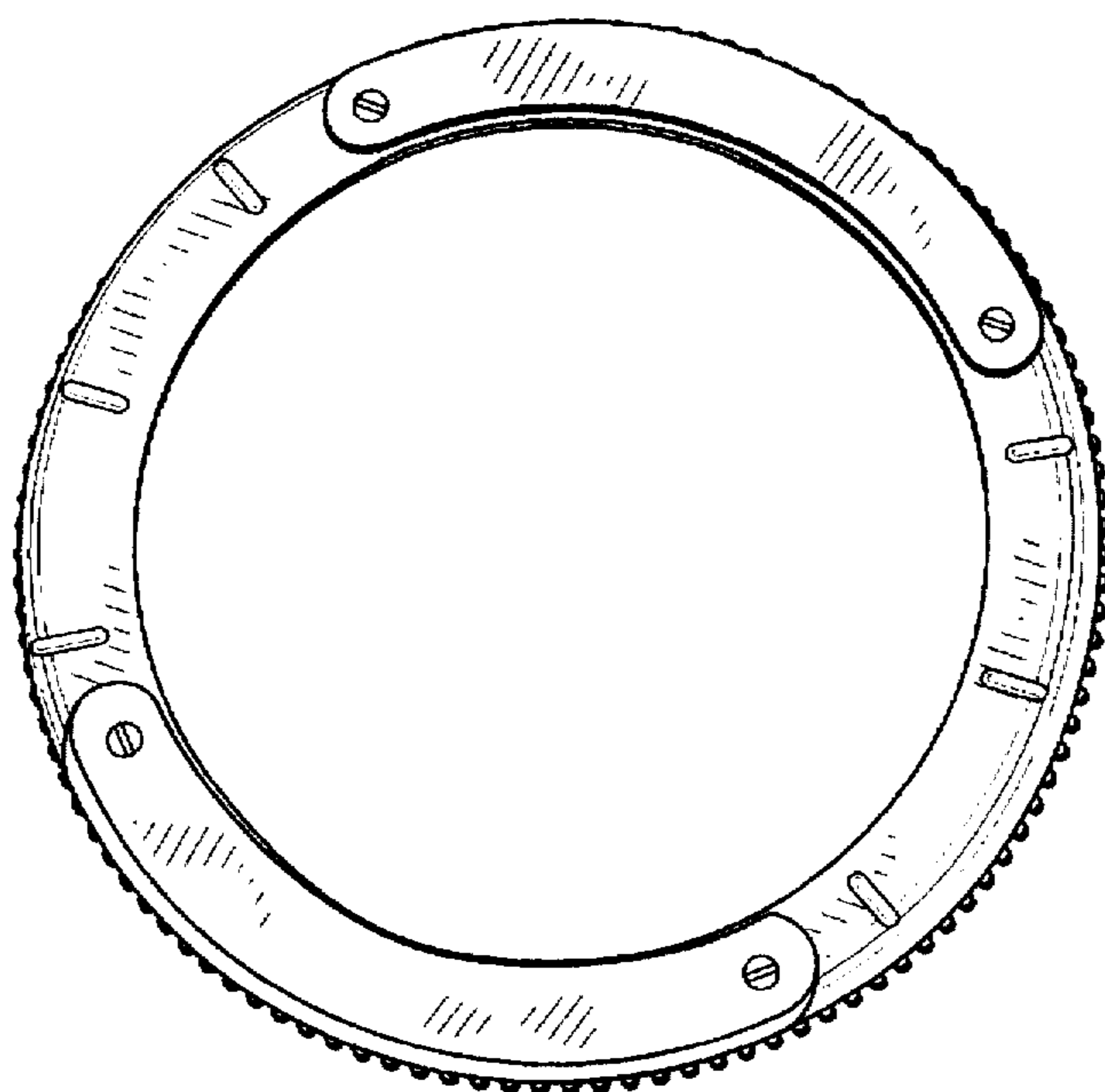


FIG. 2




FIG. 3



FIG. 4



FIG. 5

