



US00D386428S

**United States Patent** [19]  
**Toribio**

[11] **Patent Number: Des. 386,428**  
[45] **Date of Patent: \*\*Nov. 18, 1997**

[54] **ANALOG DIGITAL COMBINATION WATCH**

[75] **Inventor: Nimfa Barz Toribio, Mandaue, Philippines**

[73] **Assignee: Timex Corp., Middlebury, Conn.**

[\*\*] **Term: 14 Years**

[21] **Appl. No.: 56,543**

[22] **Filed: Jul. 2, 1996**

[51] **LOC (6) Cl. .... 10-02**

[52] **U.S. Cl. .... D10/38; D10/30; D10/39**

[58] **Field of Search .... D10/1-40, 122-132; 368/280-282, 276-277, 28-30, 285, 239-242, 82-84, 41-44**

[56] **References Cited**

**U.S. PATENT DOCUMENTS**

- D. 295,729 5/1988 Suzuki ..... D10/39
- D. 337,277 7/1993 Scarinzi ..... D10/30 X
- D. 355,372 2/1995 Riley ..... D10/30

- D. 357,635 4/1995 Riley ..... D10/30
- D. 364,100 11/1995 Giardiello ..... D10/39
- D. 364,821 12/1995 Sakai ..... D10/39
- D. 379,313 5/1997 Riley ..... D10/30
- D. 379,314 5/1997 Houlihan ..... D10/30 X

*Primary Examiner*—Nelson C. Holtje  
*Attorney, Agent, or Firm*—Paul R. Juhasz

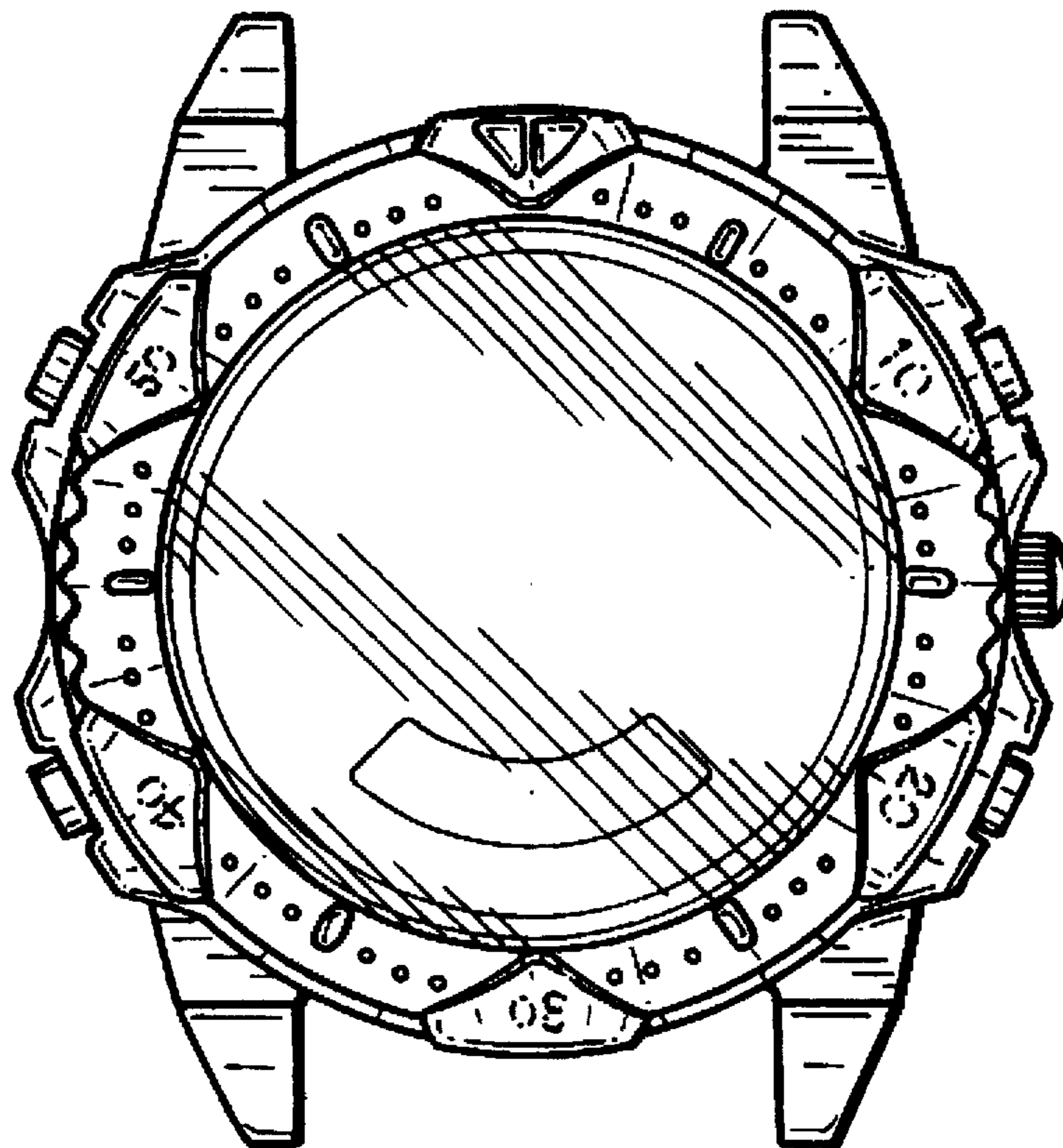
[57] **CLAIM**

The ornamental design for a “analog-digital combination watch”, as shown and described.

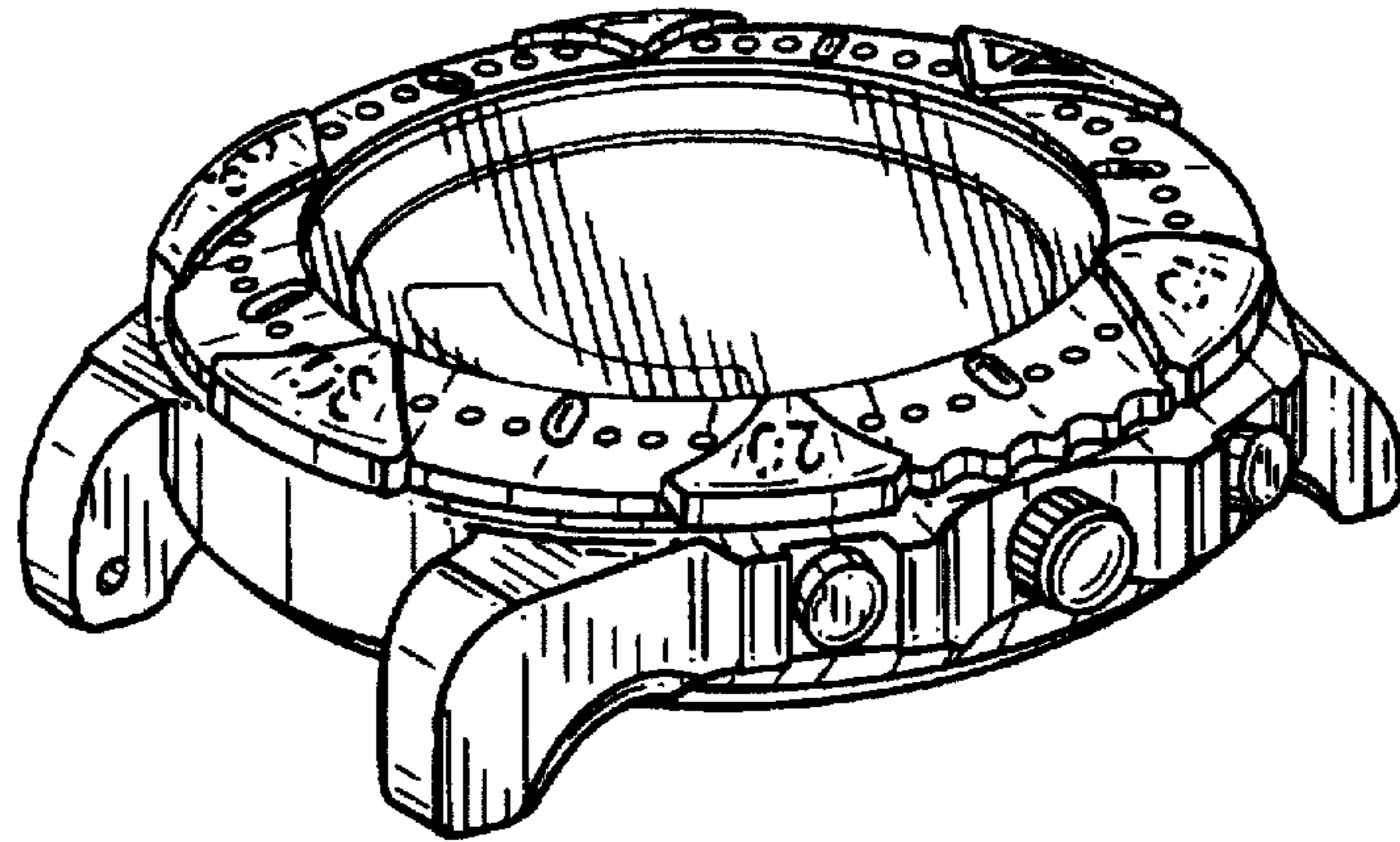
**DESCRIPTION**

FIG. 1 is a perspective elevational view of a “analog-digital combination watch”;  
FIG. 2 is a left side elevational view thereof;  
FIG. 3 is a top plan view thereof;  
FIG. 4 is a right side elevational view thereof;  
FIG. 5 is an end elevational view thereof;  
FIG. 6 is the other end elevational view thereof; and,  
FIG. 7 is a bottom plan view thereof.

**1 Claim, 2 Drawing Sheets**



*FIG. 1*



*FIG. 7*

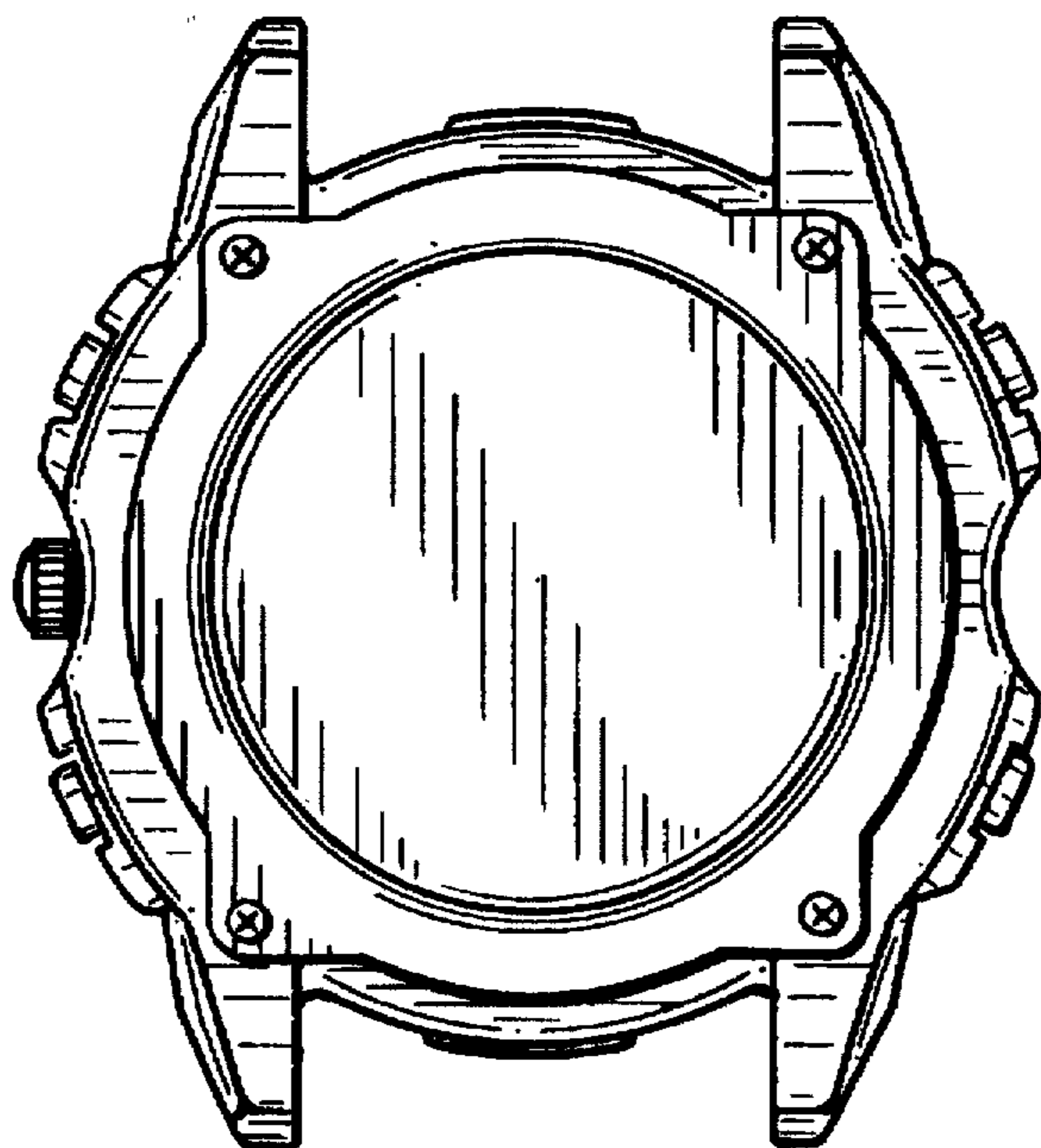


FIG. 2




FIG. 3

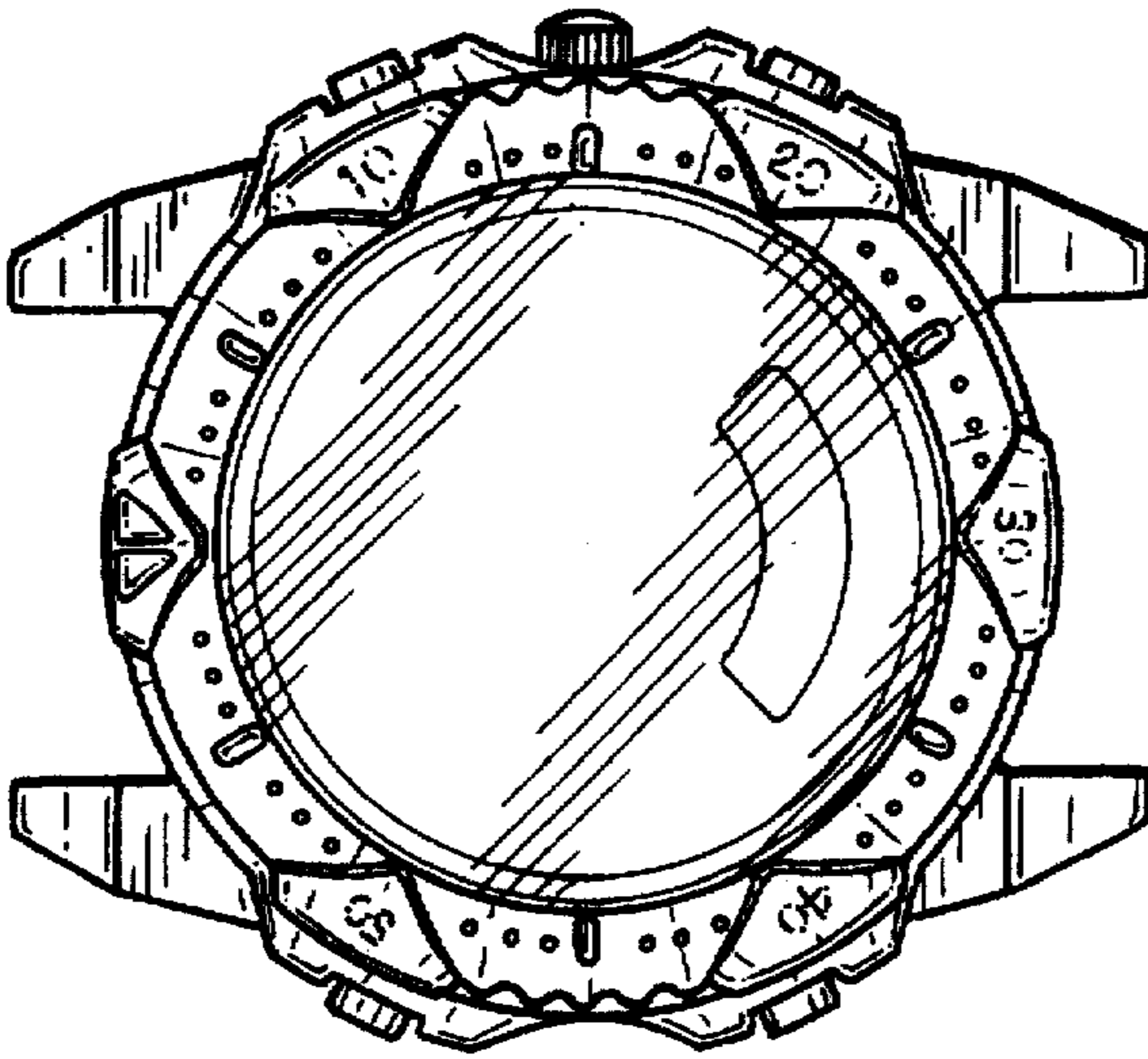


FIG. 4




FIG. 5

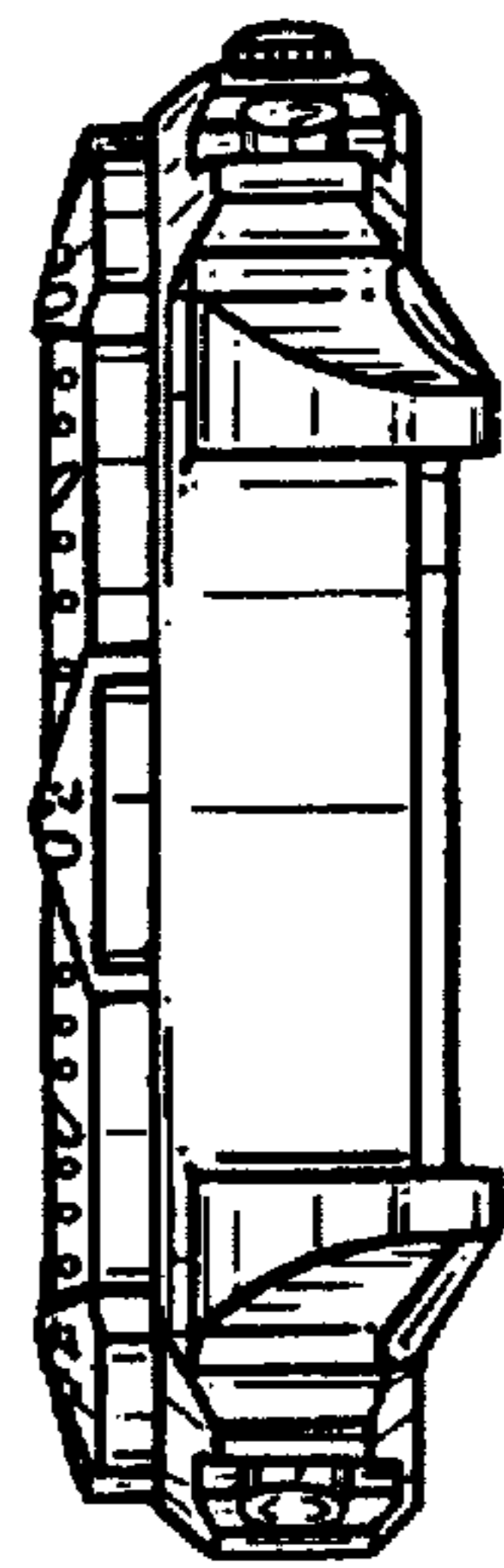


FIG. 6

