



US00D386427S

United States Patent [19]
Burgener

[11] **Patent Number:** **Des. 386,427**
[45] **Date of Patent:** ****Nov. 18, 1997**

[54] **WRISTWATCH**

[75] **Inventor:** **Eddy Burgener, Le Landeron, Switzerland**

[73] **Assignee:** **Roventa-Henex SA, Bienne, Switzerland**

[**] **Term:** **14 Years**

[21] **Appl. No.:** **61,080**

[22] **Filed:** **Oct. 16, 1996**

[30] **Foreign Application Priority Data**

Apr. 16, 1996 [CH] Switzerland DMA/003292

[51] **LOC (6) Cl.** **10-02**

[52] **U.S. Cl.** **D10/32; D10/39**

[58] **Field of Search** **D10/1-40, 122-132; 368/276-277, 280-282, 285; D11/3-4, 12, 14, 19-25; 63/1.1, 3, 5.1, 11**

[56] **References Cited**

U.S. PATENT DOCUMENTS

D. 155,571 10/1949 Bender D11/21
D. 159,318 7/1950 Bender D11/21

D. 165,045 11/1951 Augenstein D11/22
D. 167,853 9/1952 Rodriguez D11/22
D. 168,278 11/1952 Rodriguez D11/23
D. 314,517 2/1991 Dubois D10/39
D. 315,697 3/1991 Bulgari D11/12
D. 359,916 7/1995 Lida D10/39
D. 361,943 9/1995 Hayashi D11/12
D. 370,640 6/1996 Oba D10/39

Primary Examiner—Nelson C. Holtje
Attorney, Agent, or Firm—Sughrue, Mion, Zinn, Macpeak, and Seas


[57] **CLAIM**

The ornamental design for a wristwatch, as shown.

DESCRIPTION

FIG. 1 is a perspective view of the top and one side of a wristwatch showing my new design;
FIG. 2 is a top plan view thereof;
FIG. 3 is a bottom plan view thereof;
FIG. 4 is a side elevational view of said one side thereof;
FIG. 5 is a side elevational view of an opposite side thereof;
FIG. 6 is an end elevational view of one end thereof; and,
FIG. 7 is an elevational view of an opposite end thereof.

1 Claim, 2 Drawing Sheets






FIG. 2



FIG. 3




FIG. 1



FIG. 6




FIG. 4




FIG. 7




FIG. 5