

US00D386422S

United States Patent [19] Sang

[11] Patent Number: **Des. 386,422**

[45] Date of Patent: ****Nov. 18, 1997**

[54] **CASING FOR A WATCH**

[75] Inventor: **Daniel Lai Kong Sang**, Shatin, Hong Kong

[73] Assignee: **Timex Corporation**, Middlebury, Conn.

[**] Term: **14 Years**

[21] Appl. No.: **56,596**

[22] Filed: **Jul. 3, 1996**

[51] LOC (6) Cl. **10-02**

[52] U.S. Cl. **D10/30; D10/39**

[58] Field of Search D10/1-40, 122-132;
368/280-282, 276-277, 285

D. 359,002 6/1995 Polenberg D10/39

D. 362,633 9/1995 Bertulucci D10/32

D. 364,100 11/1995 Giardiello D10/39

D. 364,822 12/1995 Sakai D10/39

Primary Examiner—Nelson C. Holtje
Attorney, Agent, or Firm—Paul R. Juhasz

[57] CLAIM

The ornamental design for a “casing for a watch”, as shown and described.

DESCRIPTION

FIG. 1 is a perspective elevational view of a “casing for a watch”;

FIG. 2 is a top plan view thereof;

FIG. 3 is a right side elevational view thereof;

FIG. 4 is a left side elevational view thereof;

FIG. 5 is an end elevational view thereof; the other end elevational view being a mirror image is not shown; and,

FIG. 6 is a bottom plan view thereof.

[56] References Cited

U.S. PATENT DOCUMENTS

D. 292,890 11/1987 Schoepfer D10/39

D. 326,233 5/1992 Burgener D10/39

D. 357,636 4/1995 Riley D10/39 X

D. 357,637 4/1995 Riley D10/30

1 Claim, 2 Drawing Sheets

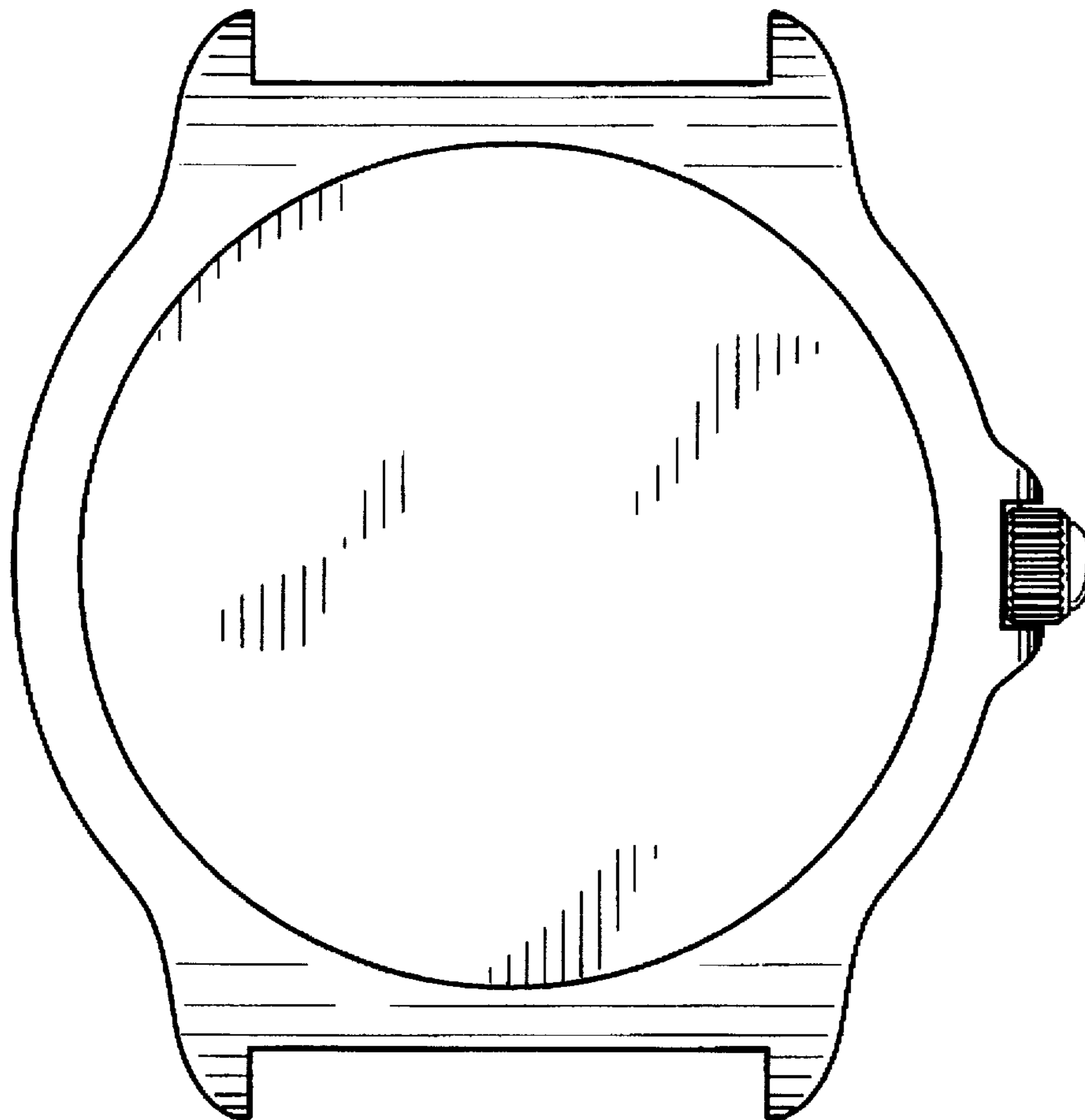


FIG. 1

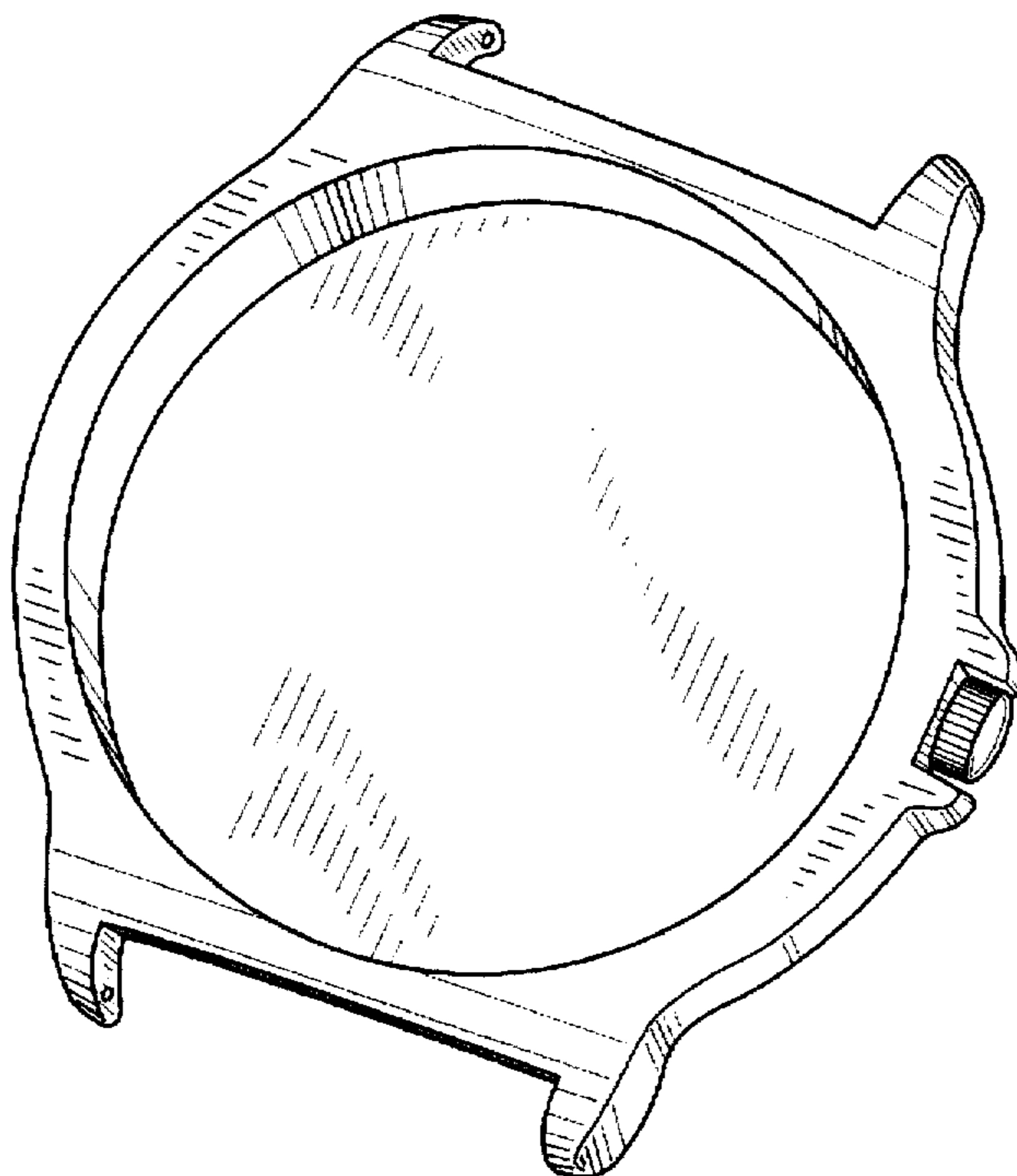


FIG. 2

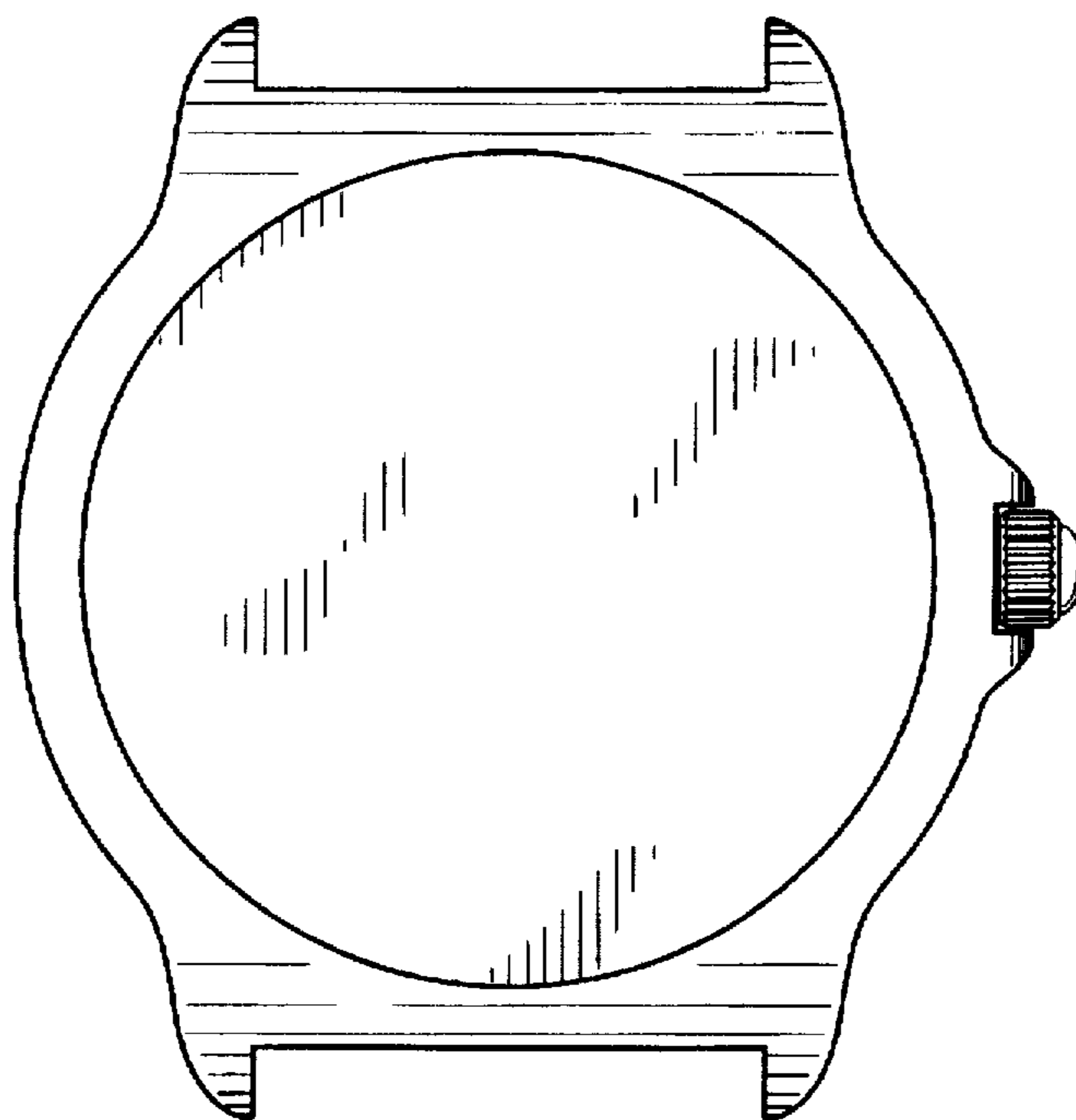


FIG. 3




FIG. 4




FIG. 5

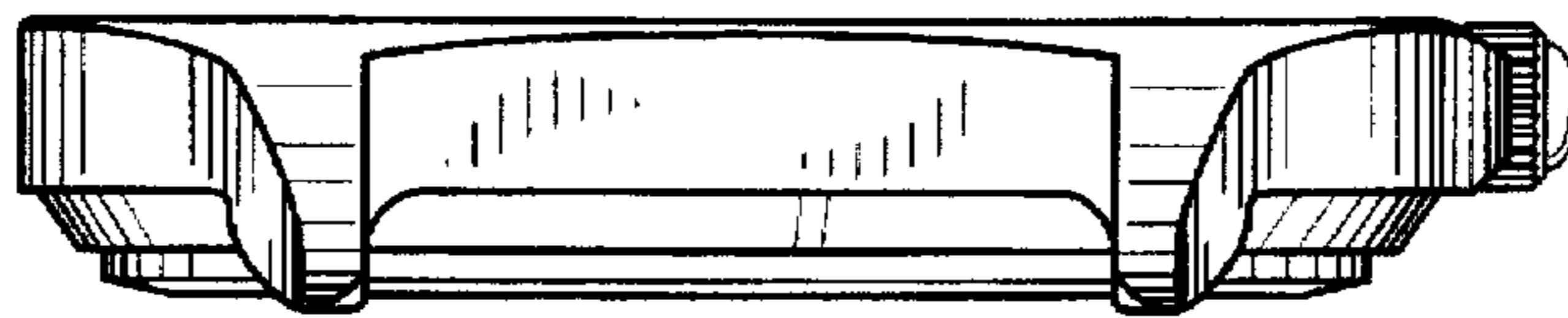


FIG. 6

