

US00D386411S

**United States Patent** [19]  
**VanFleet**

[11] **Patent Number:** **Des. 386,411**  
[45] **Date of Patent:** **\*\*Nov. 18, 1997**

[54] **JEWELRY HANGER AND ORGANIZER**

4,697,705 10/1987 Garganese ..... D9/457 X  
4,944,389 7/1990 Robertson ..... 206/6.1

[76] **Inventor:** **Dorothy VanFleet**, 50 Berkeley St. E.  
181, Satellite Beach, Fla. 32937

*Primary Examiner*—James Gandy  
*Assistant Examiner*—Cathron B. Matta  
*Attorney, Agent, or Firm*—Frank A. Lukasik

[\*\*] **Term:** **14 Years**

[57] **CLAIM**

[21] **Appl. No.:** **51,863**

The ornamental design for a jewelry hanger and organizer,  
as shown and described.

[22] **Filed:** **Mar. 8, 1996**

[51] **LOC (6) Cl.** ..... **09-07**

[52] **U.S. Cl.** ..... **D9/457**

[58] **Field of Search** ..... D9/329, 415, 434,  
D9/457, 499; D1/106; D6/466, 513; D11/133;  
D20/22-29, 37, 42-44; 206/6.1; 211/13

**DESCRIPTION**

[56] **References Cited**


**U.S. PATENT DOCUMENTS**

D. 270,712	9/1983	Triangolo .....	D9/457
D. 305,951	2/1990	Spiel et al. ....	D1/106
D. 331,702	12/1992	Feibelman .....	D9/457
4,175,660	11/1979	Feibelman .....	206/461 X
4,664,264	5/1987	Kirk .....	D9/456 X

FIG. 1 is a top perspective view of a jewelry hanger and organizer;  
FIG. 2 is a front view showing my new design;  
FIG. 3 is an end view showing my new design;  
FIG. 4 is a top perspective view of a second embodiment of a jewelry hanger and organizer;  
FIG. 5 is a front view of FIG. 4; and,  
FIG. 6 is an end view of FIG. 4.

The rear of the jewelry hanger and organizer is unornamented.

**1 Claim, 1 Drawing Sheet**



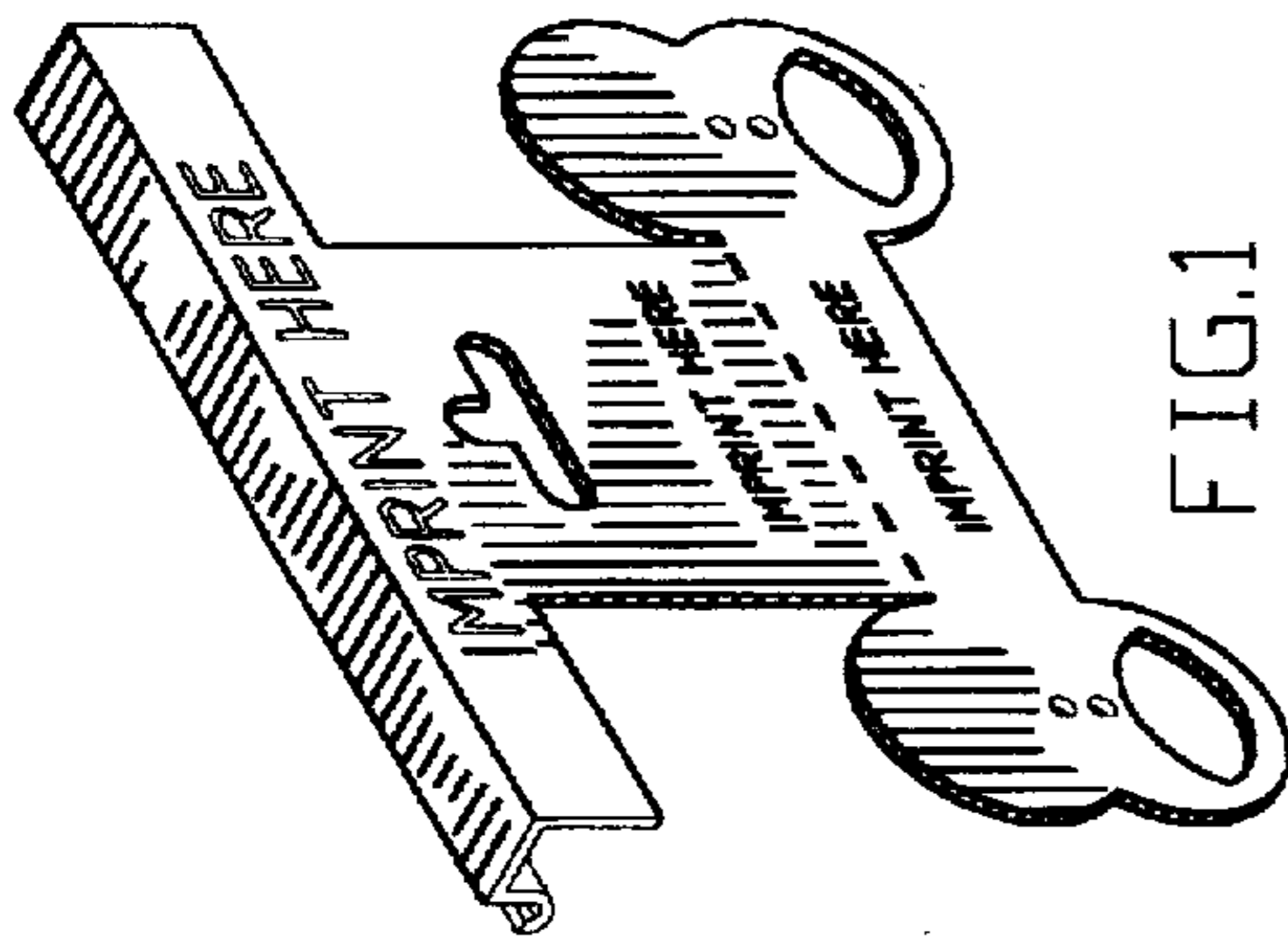


FIG.1

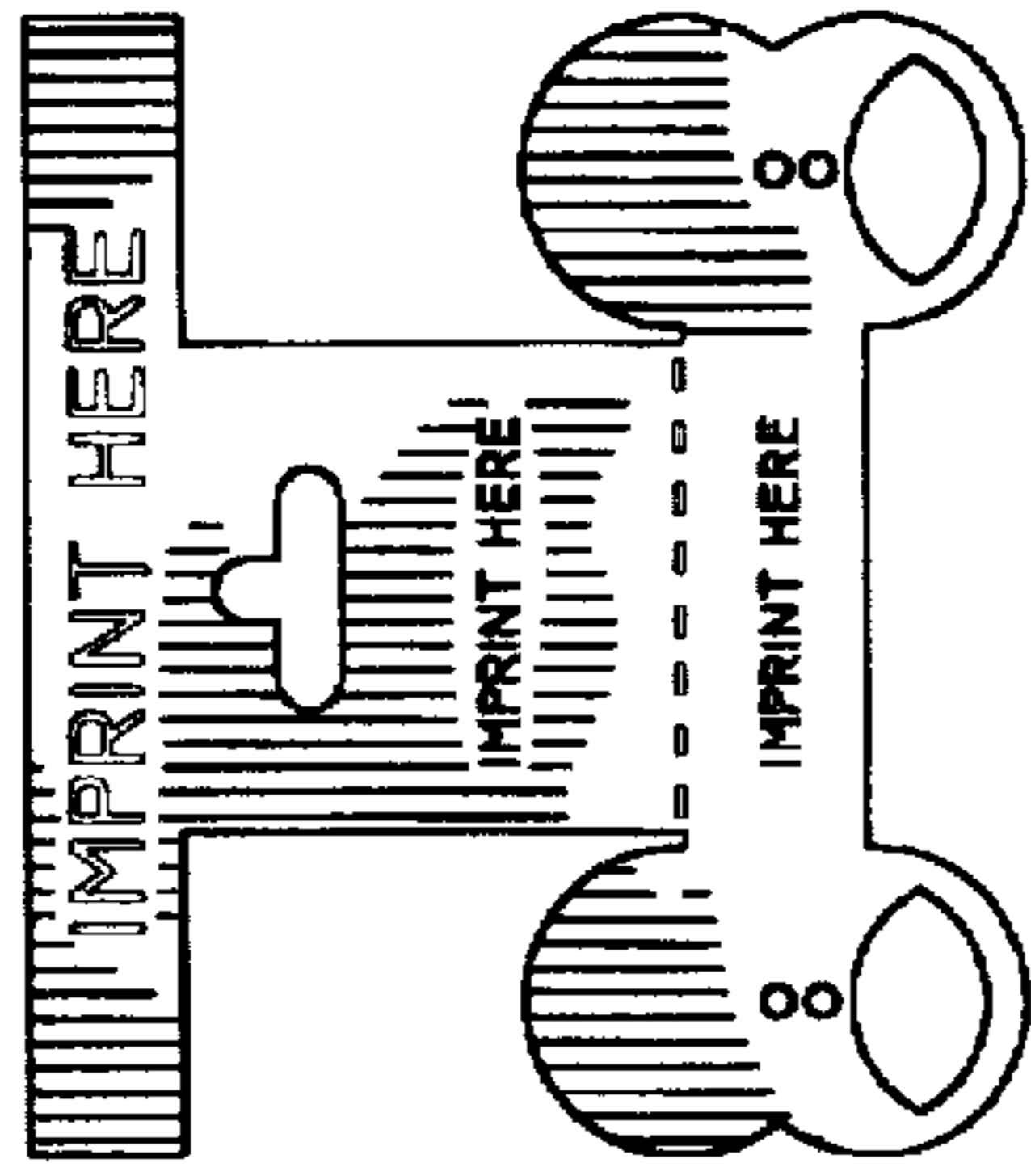


FIG.2



FIG.3

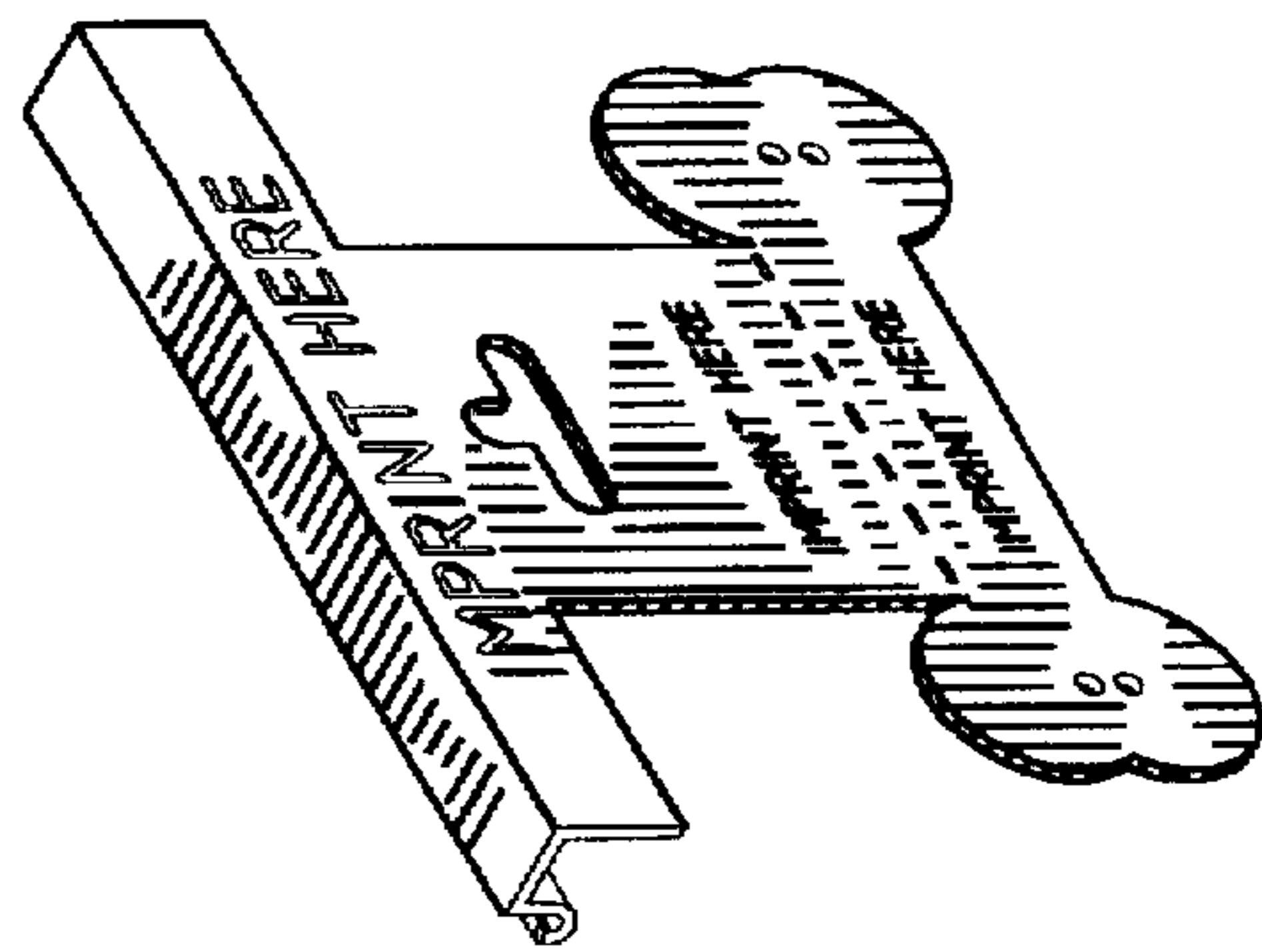


FIG.4

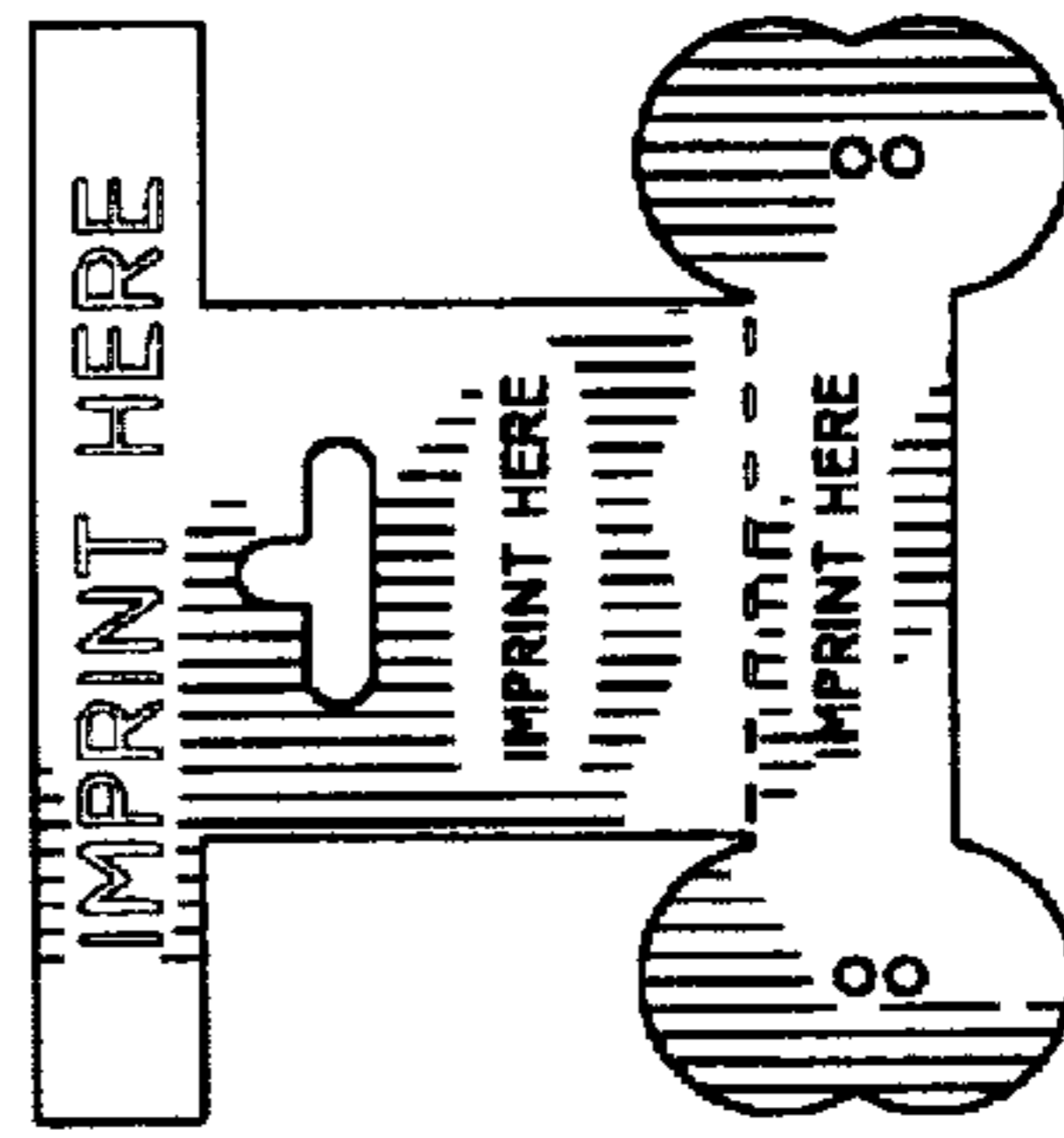


FIG.5



FIG.6