



US00D386410S

**United States Patent** [19]  
**Mahlmann**

[11] **Patent Number: Des. 386,410**  
[45] **Date of Patent: \*\*Nov. 18, 1997**

[54] **CAP FOR CONTAINER**  
[75] **Inventor: Veit Mahlmann, Hamburg, Germany**  
[73] **Assignee: Wella Aktiengesellschaft, Darmstadt, Germany**  
[\*\*] **Term: 14 Years**

D. 35,499	12/1901	Heunisch	.....	D9/452
D. 259,183	5/1981	Hirtle	.....	D9/450
D. 278,598	4/1985	Weber	.....	D9/504
D. 346,548	5/1994	Maddox	.....	D9/300
D. 347,571	6/1994	Wacker	.....	D9/504 X
2,207,672	7/1940	Levey	.....	D3/29 X
4,149,661	4/1979	Curtiss	.....	D3/29 X

[21] **Appl. No.: 53,379**  
[22] **Filed: Apr. 19, 1996**  
[30] **Foreign Application Priority Data**  
Oct. 30, 1995 [DE] Germany ..... M 95 08 577.7

*Primary Examiner*—James Gandy  
*Assistant Examiner*—Cathron B. Matta  
*Attorney, Agent, or Firm*—Michael J. Striker

[51] **LOC (6) Cl. .... 09-01**  
[52] **U.S. Cl. .... D9/445; D9/452**  
[58] **Field of Search .... D9/435, 436, 439, D9/443, 444, 445, 452, 454, 503, 504, 300; D3/29; 215/295**

[57] **CLAIM**  
The ornamental design for a cap for container, as shown and described.

[56] **References Cited**  
**U.S. PATENT DOCUMENTS**  
D. 5,045 6/1871 James ..... D19/54  
D. 17,038 12/1886 Bowker ..... D9/452

**DESCRIPTION**

FIG. 1 is a front perspective view of a cap for a container showing my new design;  
FIG. 2 is a top plan view thereof;  
FIG. 3 is a side plan view thereof;  
FIG. 4 is a bottom plan view thereof; and,  
FIG. 5 is the opposite side view thereof.  
The surface shading in the drawing is intended to show that the container cap is transparent.

**1 Claim, 1 Drawing Sheet**




FIG.1

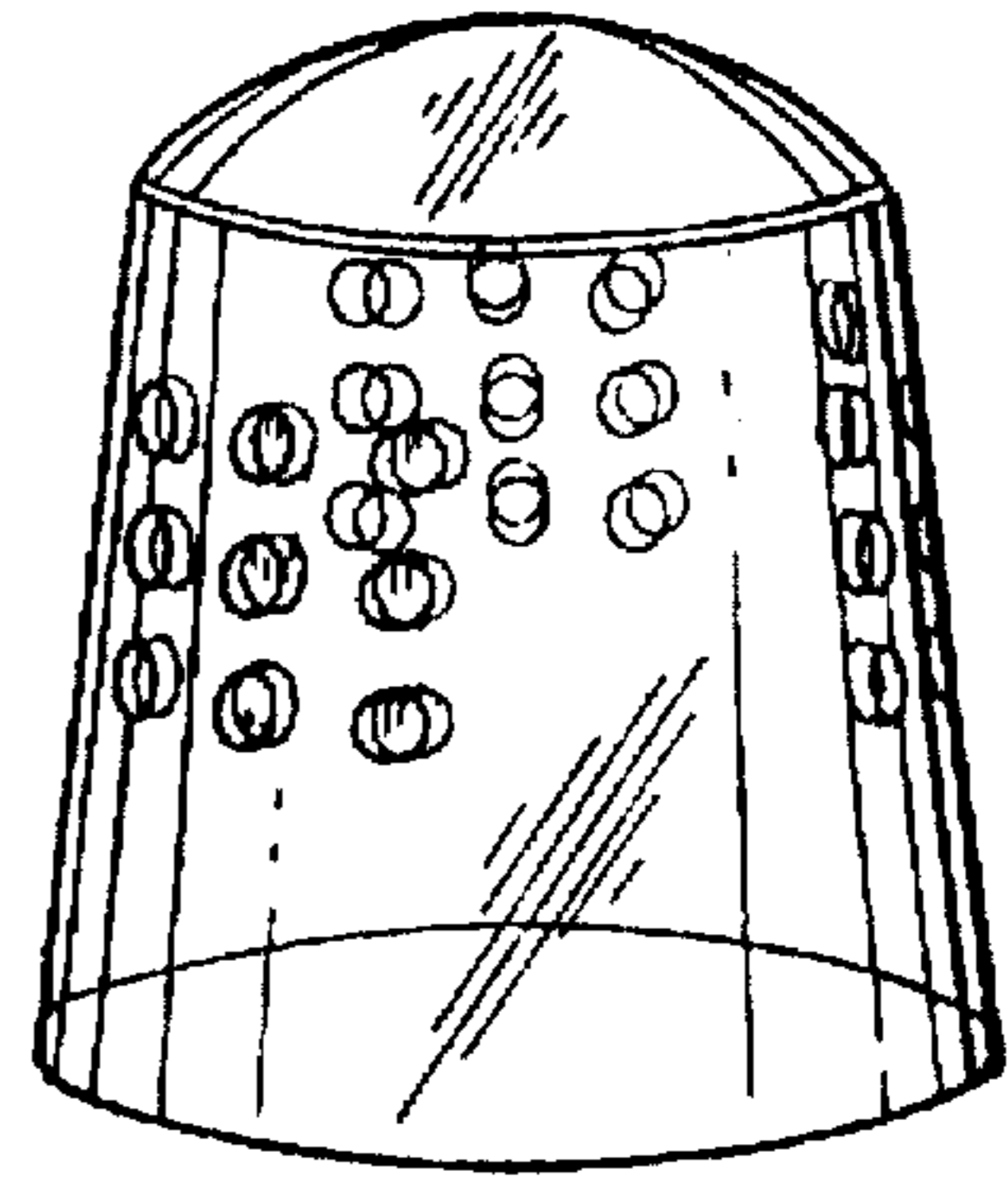


FIG.2



FIG.3

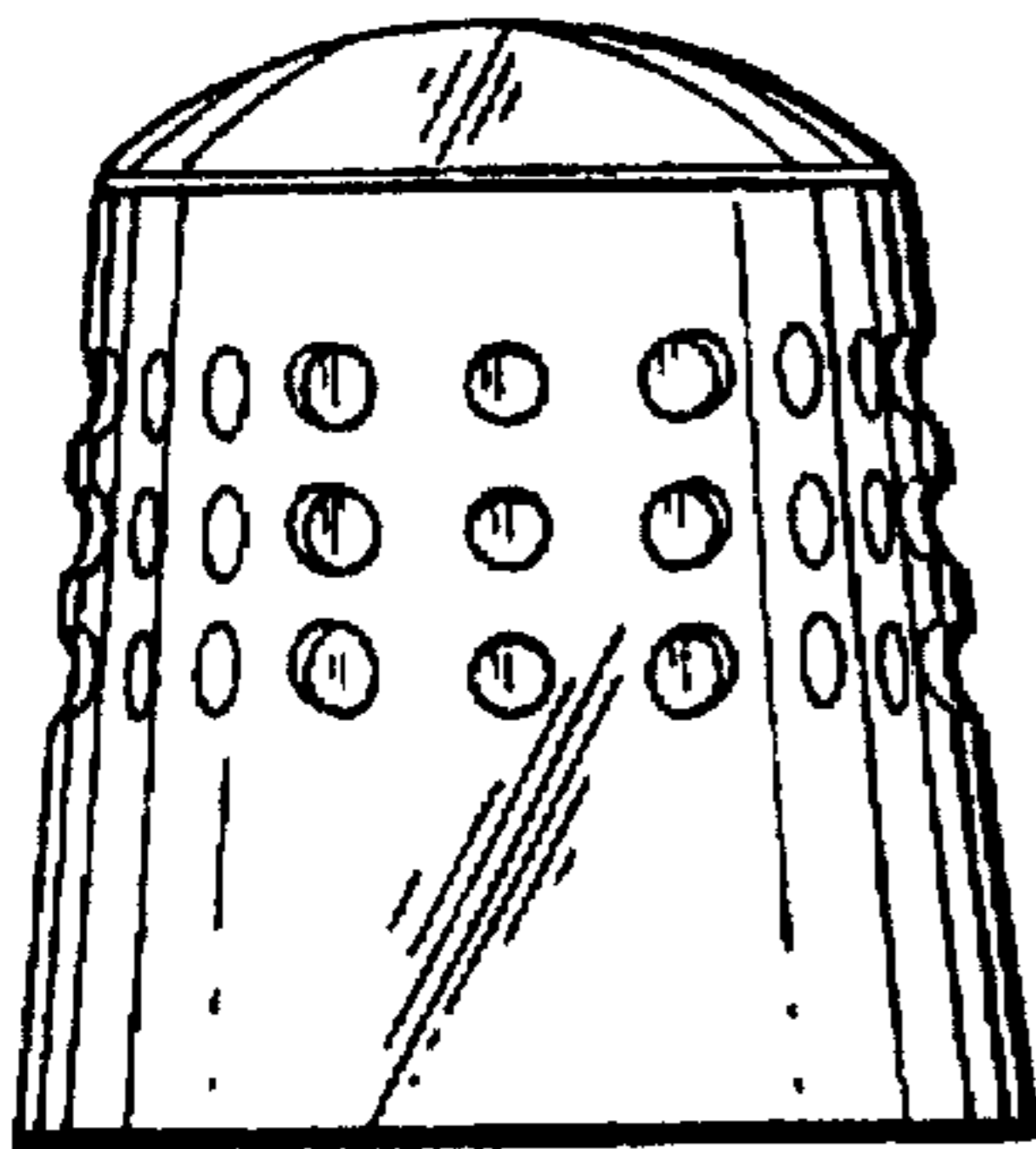


FIG.5

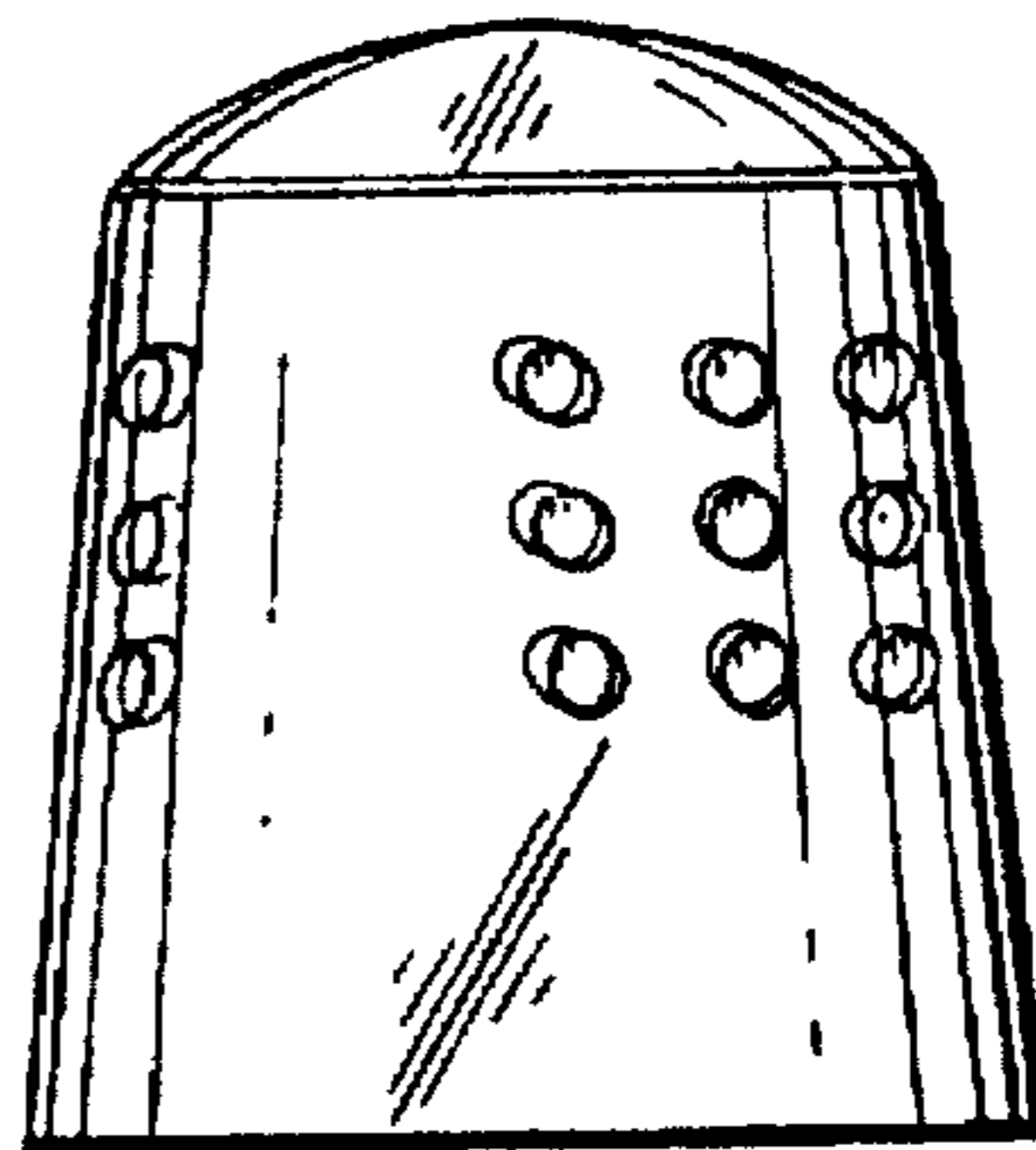


FIG.4

