



US00D386390S

**United States Patent** [19]  
**Ebarb**

[11] **Patent Number: Des. 386,390**  
[45] **Date of Patent: \*\*Nov. 18, 1997**

[54] **HOOK**

[76] **Inventor: Linda A. Ebarb, 4783 Citrus Dr., New Orleans, La. 70127**

[\*\*] **Term: 14 Years**

[21] **Appl. No.: 53,661**

[22] **Filed: Apr. 29, 1996**

[51] **LOC (6) Cl. .... 08-05**

[52] **U.S. Cl. .... D8/370**

[58] **Field of Search ..... D8/367-370; 248/302-303, 248/218.1, 249; 160/348**

[56] **References Cited**

**U.S. PATENT DOCUMENTS**

D. 31,995	12/1899	Alker	.....	D8/370
2,641,315	6/1953	Martens	.....	D8/369 X
2,793,691	5/1957	Shayman	.....	D8/369 X
2,996,116	8/1961	Hudson	.....	160/348
3,633,251	1/1972	Gass	.....	160/348 X

**FOREIGN PATENT DOCUMENTS**

173876 1/1961 Sweden ..... 160/348

*Primary Examiner*—Holly Baynham

[57] **CLAIM**

The ornamental design for hook, as shown and described.

**DESCRIPTION**

FIG. 1 is a right side view of the present invention;  
FIG. 2 is a left side view of hook of the present invention;  
FIG. 3 is a front view of hook of FIG. 1;  
FIG. 4 is a rear view of hook of FIG. 1;  
FIG. 5 is a top view of hook of FIG. 1;  
FIG. 6 is a bottom view of hook of FIG. 1; and,  
FIG. 7 is an environmental right side perspective view with the broken line showing of a fragmented rod and hooks being for illustrative purposes only and forming no part of the claimed design.

**1 Claim, 3 Drawing Sheets**

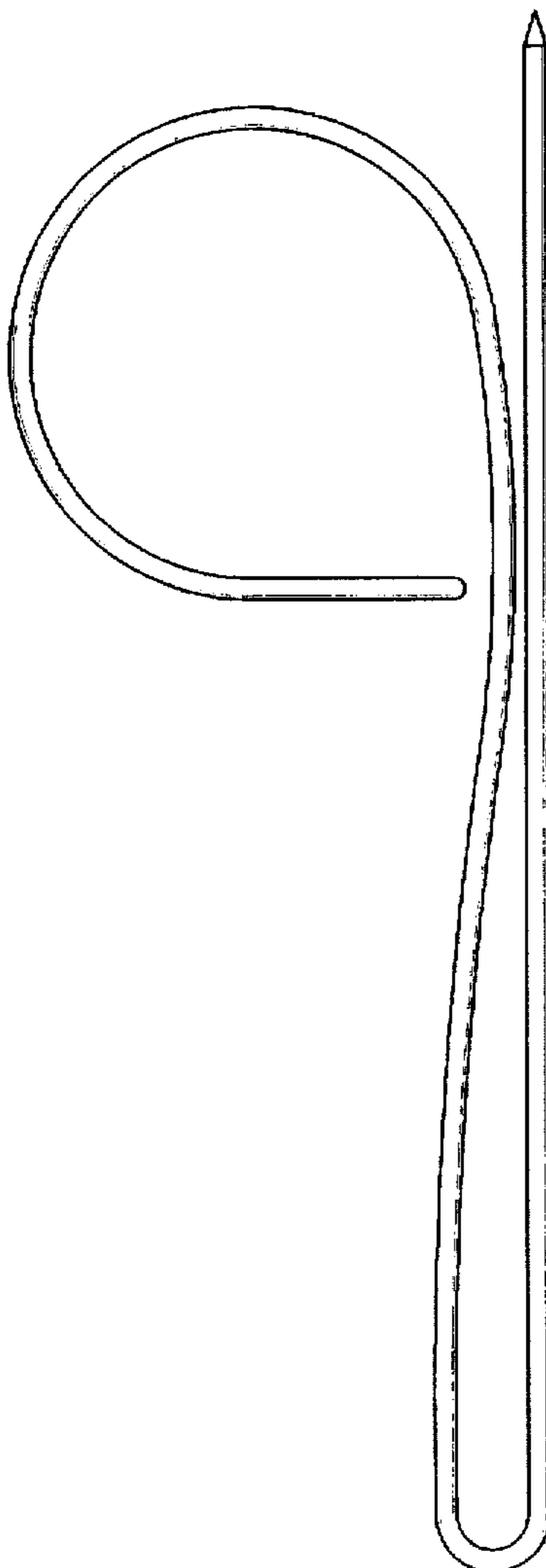


FIG. 1

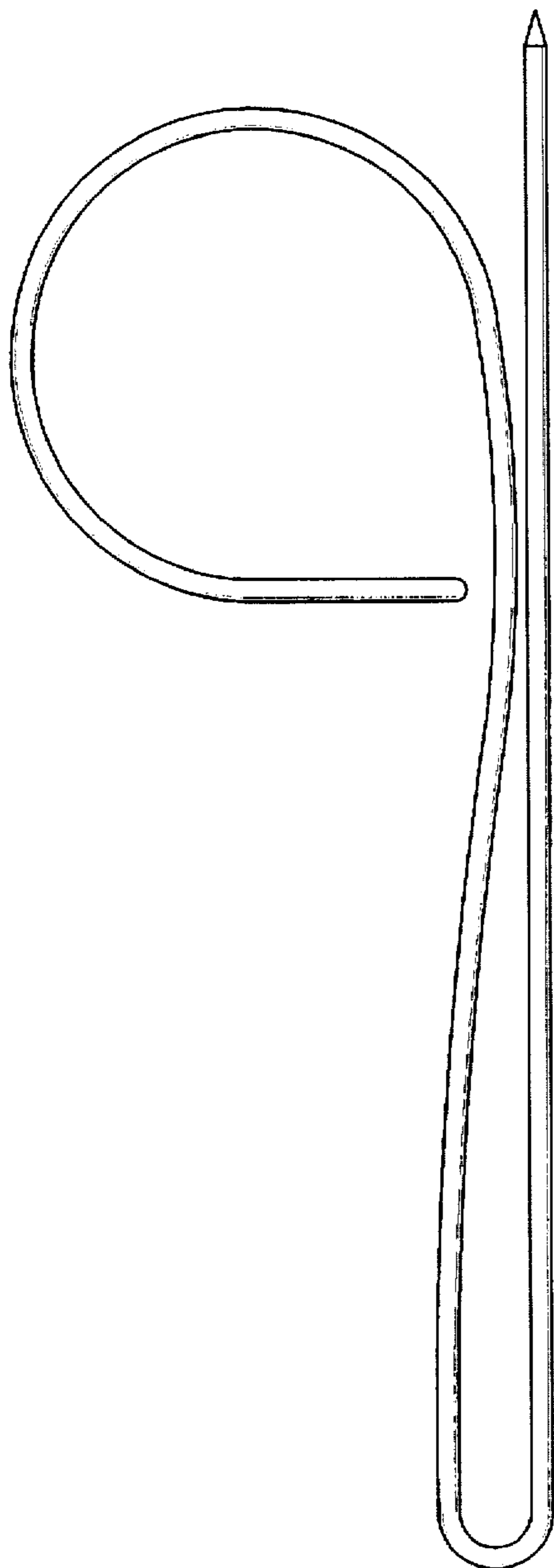


FIG. 2

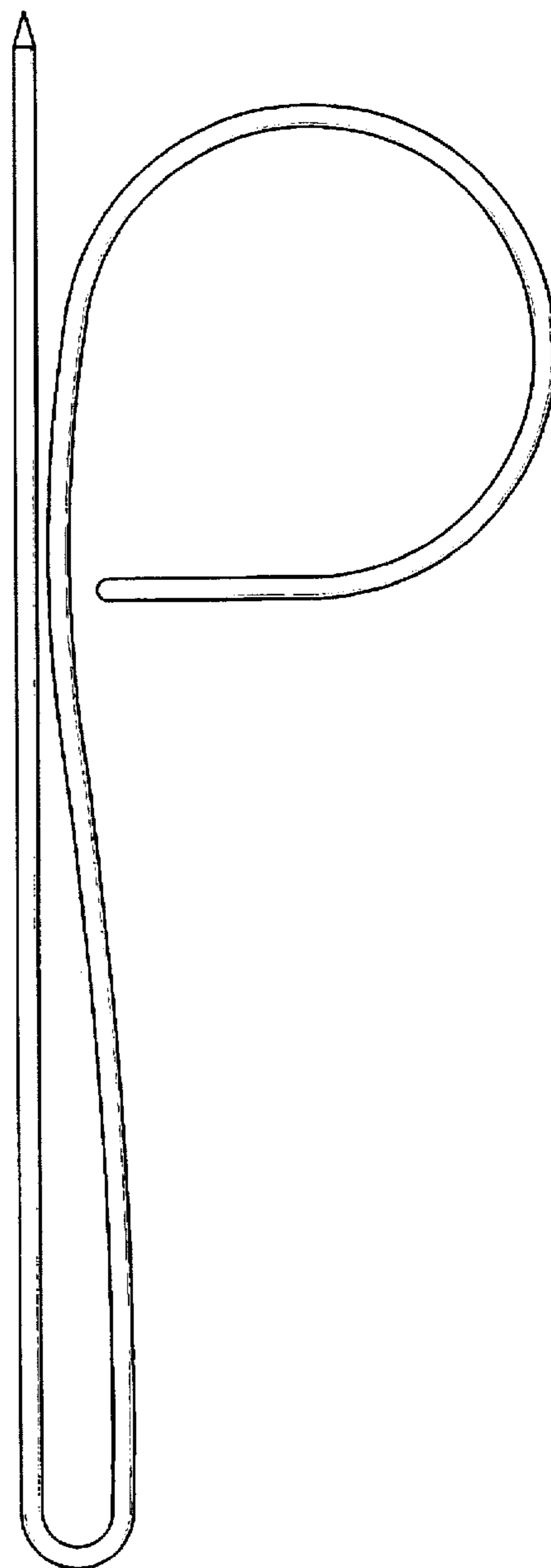


FIG. 3



FIG. 4



FIG. 5



FIG. 6



FIG. 7

