

US00D386382S

United States Patent [19] Shiao

[11] Patent Number: **Des. 386,382**
[45] Date of Patent: ****Nov. 18, 1997**

[54] **TOOL HANDLE**

[76] Inventor: **Hsuan-Sen Shiao**, 2F, No. 15-1, Lane 369, Min-Chuan Rd., Pei Dist., Taichung City, Taiwan

[**] Term: **14 Years**

[21] Appl. No.: **59,801**

[22] Filed: **Sep. 16, 1996**

[51] LOC (6) Cl. **08-04**

[52] U.S. Cl. **D8/107; D8/83**

[58] Field of Search **D8/14, 82, 83, D8/84, 85, 107; 16/110 R, 114 R; 81/177.1, 436, 437, 438, 439, 440, 441**

[56] **References Cited**

U.S. PATENT DOCUMENTS

- D. 146,898 6/1947 Daniels D8/83
- D. 197,501 2/1964 Huxtable D8/83
- D. 261,981 11/1981 Fee et al. D8/82
- D. 307,236 4/1990 Cascio et al. D8/82

- D. 309,246 7/1990 Cascio et al. D8/82
- D. 346,943 5/1994 Haberstroh D8/83
- D. 372,411 8/1996 Ho D8/83
- D. 375,669 11/1996 Shiao D8/83
- 3,586,080 6/1971 Slany 81/177.1
- 5,390,572 2/1995 Gakhar et al. 81/177.1

Primary Examiner—Philip S. Hyder
Attorney, Agent, or Firm—Foley & Lardner

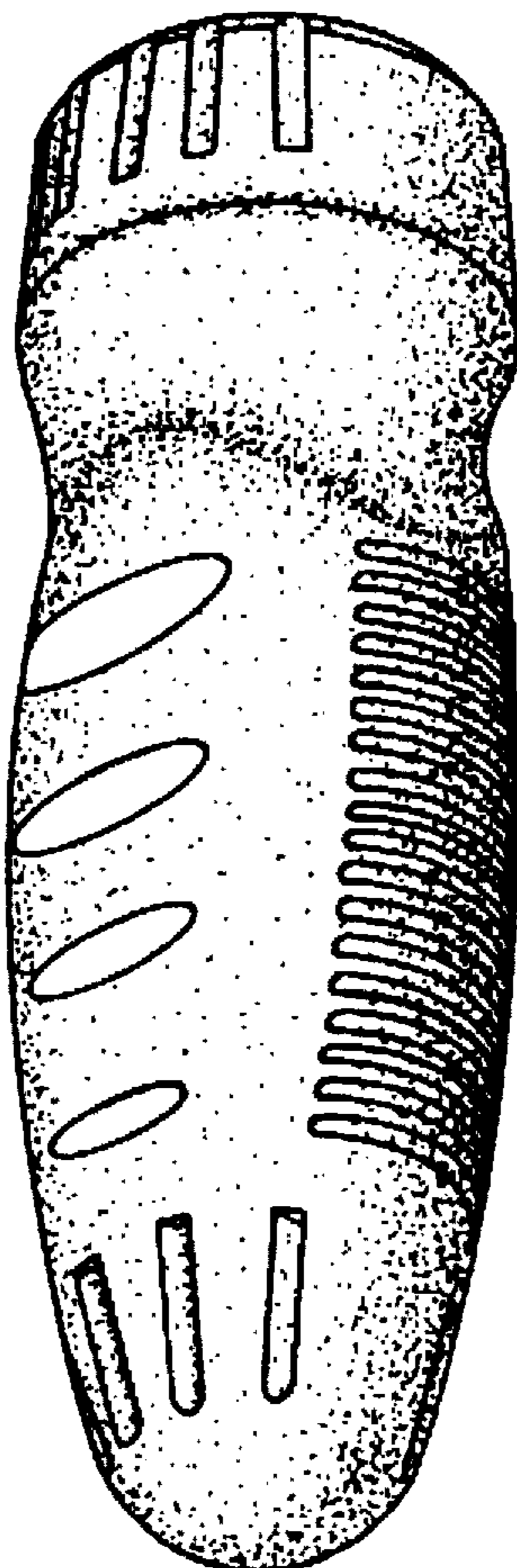
[57] **CLAIM**

The ornamental design for a tool handle, as shown and described.

DESCRIPTION

FIG. 1 is a perspective view of tool handle showing my new design;
FIG. 2 is a front elevational view thereof;
FIG. 3 is a rear elevational view thereof;
FIG. 4 is a left side elevational view thereof;
FIG. 5 is a right side elevational view thereof;
FIG. 6 is a top plan view thereof; and,
FIG. 7 is a bottom plan view thereof.

1 Claim, 3 Drawing Sheets



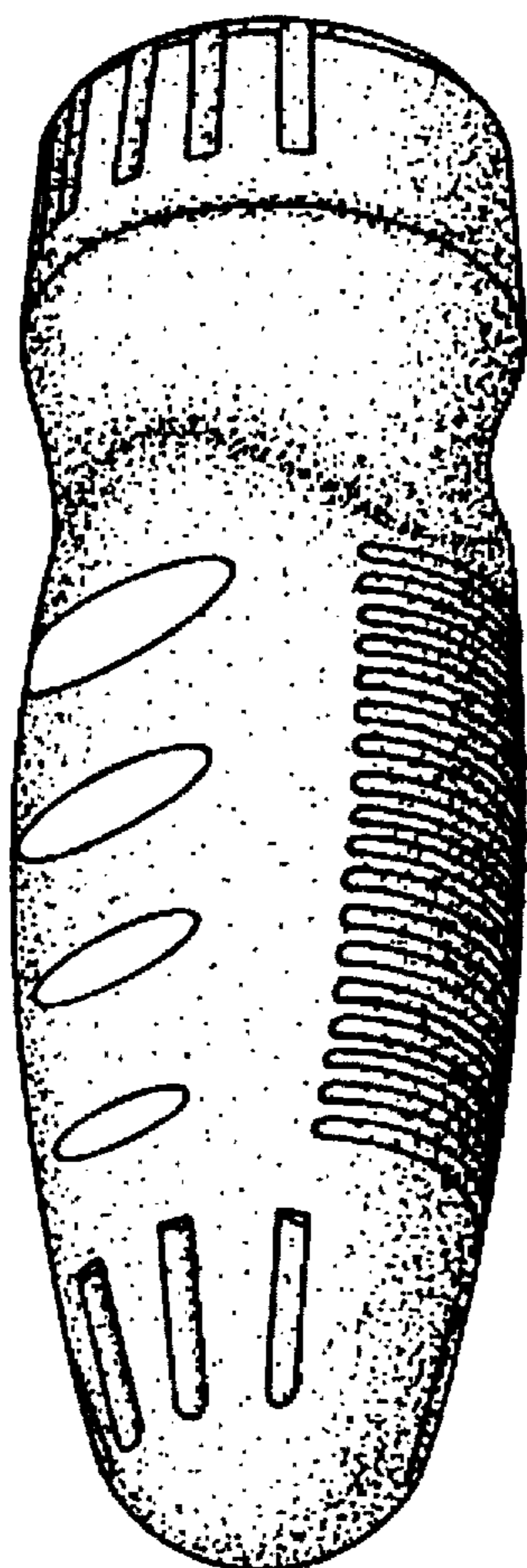


FIG. 1

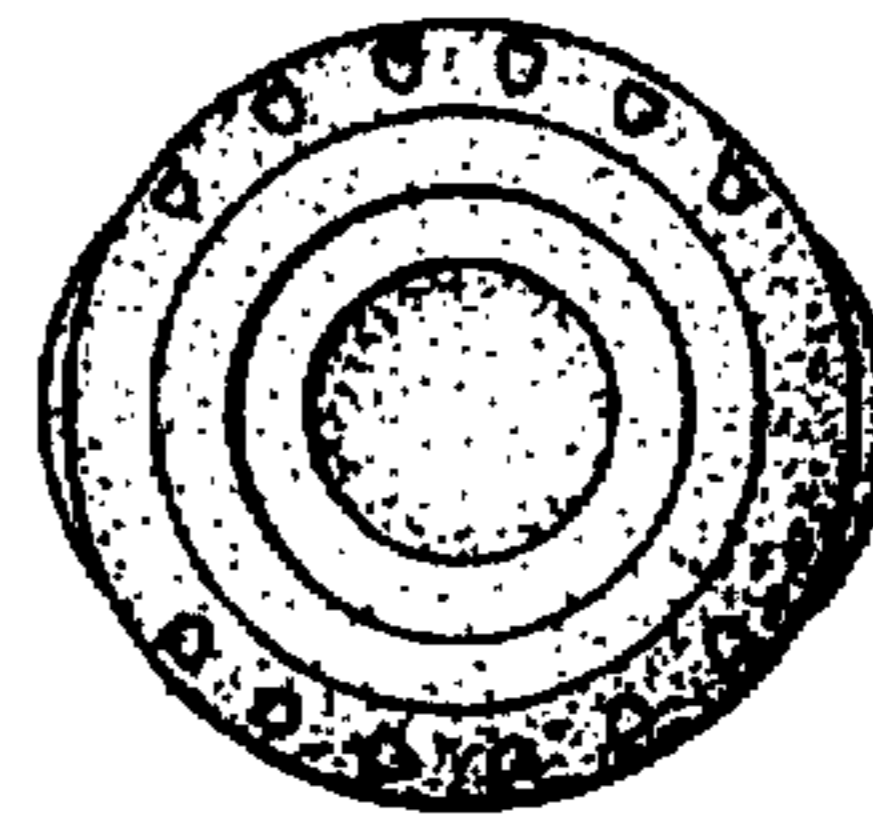


FIG. 6




FIG. 4

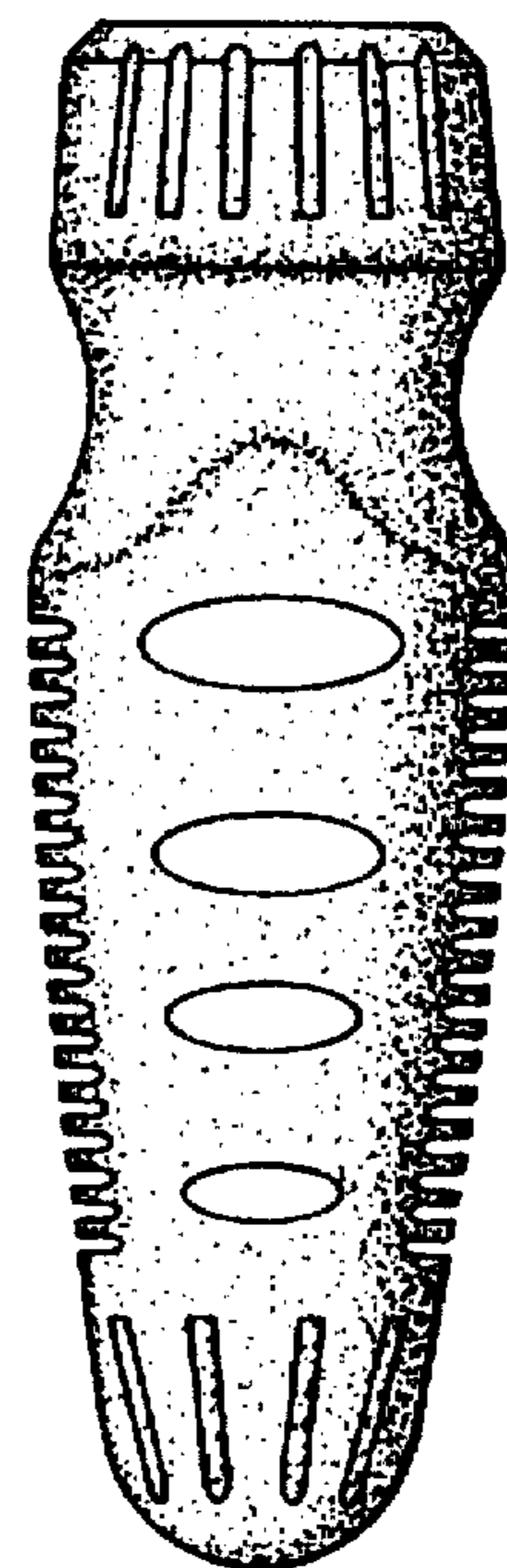


FIG. 2

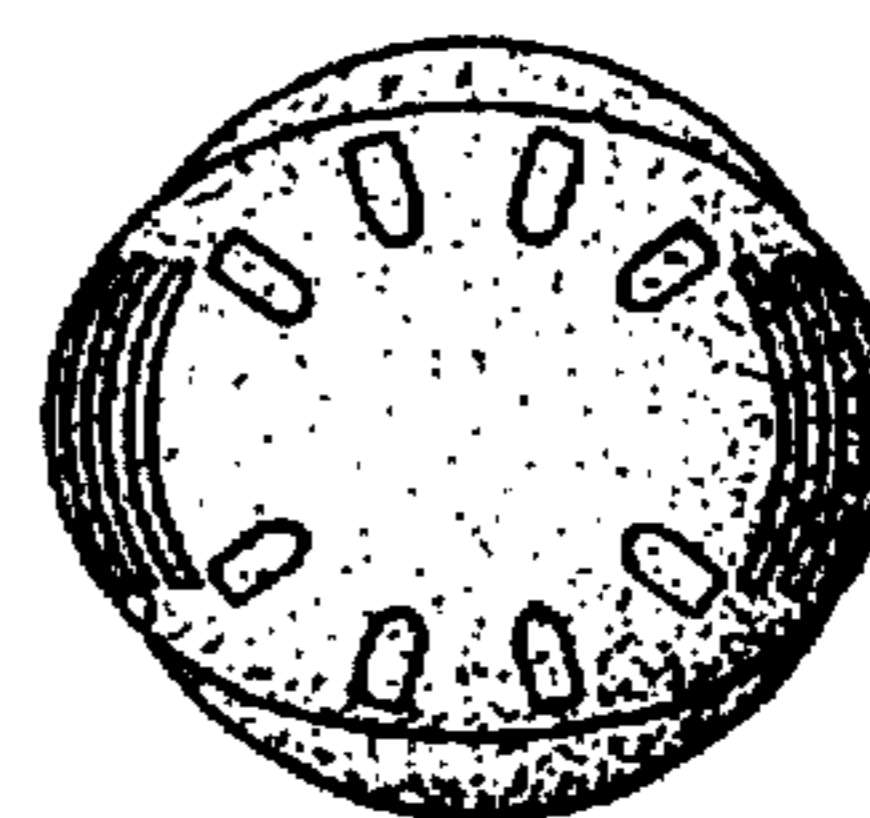


FIG. 7




FIG. 5

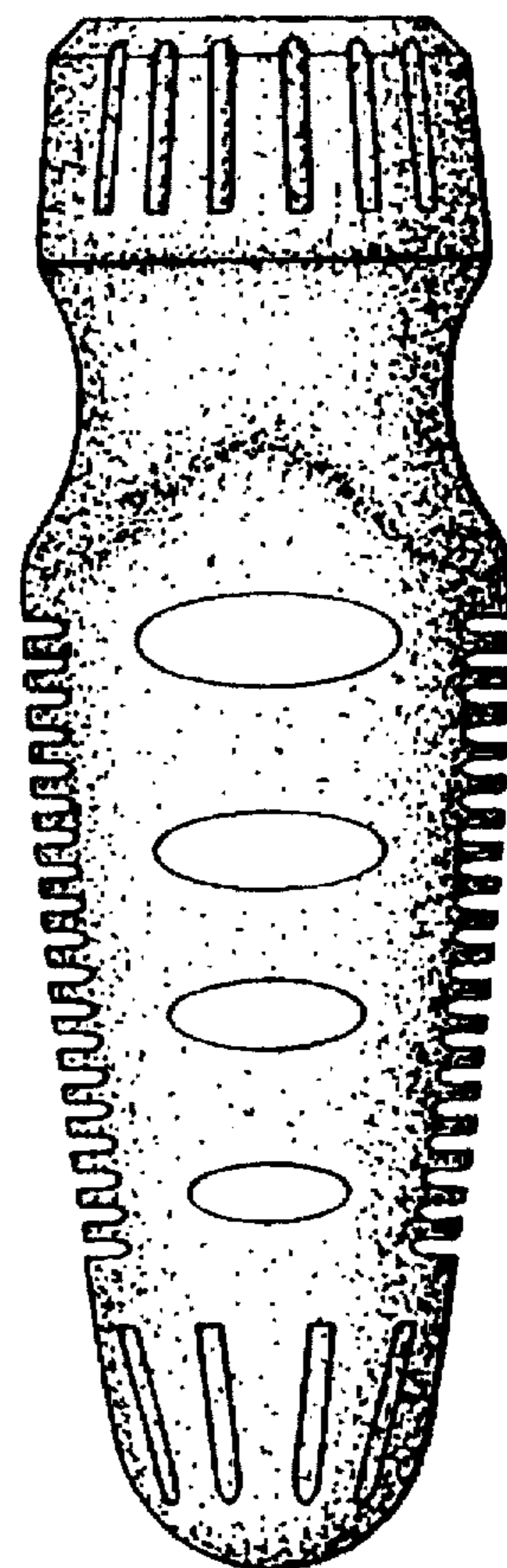


FIG. 3