



US00D386374S

United States Patent [19]

Jansson et al.

[11] Patent Number: **Des. 386,374**

[45] Date of Patent: ****Nov. 18, 1997**

[54] **PLIERS**

[75] Inventors: **Conny Jansson, Enkoping; Hans Himberg; Håkan Bergqvist**, both of Bromma; **Olle Bobjer**, Spanga, all of Sweden

[73] Assignee: **Sandvik AB**, Sandviken, Sweden

[**] Term: **14 Years**

[21] Appl. No.: **58,408**

[22] Filed: **Aug. 14, 1996**

[30] Foreign Application Priority Data

Nov. 11, 1993	[SE]	Sweden	93-2538
Nov. 11, 1993	[SE]	Sweden	93-2539
Nov. 11, 1993	[SE]	Sweden	93-2540
Nov. 11, 1993	[SE]	Sweden	93-2541
Nov. 11, 1993	[SE]	Sweden	93-2542
Nov. 11, 1993	[SE]	Sweden	93-2543

[51] LOC (6) Cl. **08-05**

[52] U.S. Cl. **D8/52; D8/DIG. 7**

[58] Field of Search **D8/51, 52, 53, D8/54, 55, 56; 81/364, 416, 418, 427.5; 30/254, 191**

[56] References Cited

U.S. PATENT DOCUMENTS

D. 281,195 10/1985 Kurz D8/52

D. 282,777	2/1986	Kurz	D8/52
D. 283,841	5/1986	Kurz	D8/52
2,885,781	5/1959	Bauer	30/254
3,680,212	8/1972	Rozums	30/191
4,829,858	5/1989	Kern et al.	81/427.5
5,253,557	10/1993	Dolak	81/427.5

OTHER PUBLICATIONS

Specialized Catalog, 1990, p. 195, DMR Pliers
Techni-Tools Catalog, 1994, p. 141, Klein Pliers.
Time Motion Tools Catalog, 1993, p. 53, G.C. Electronics Pliers.

Primary Examiner—Martie Thompson
Attorney, Agent, or Firm—Burns, Doane, Swecker & Mathis, L.L.P.

[57] CLAIM

The ornamental design for pliers, as shown and described.

DESCRIPTION

FIG. 1 is a front view of a first embodiment of pliers showing our new design;
FIG. 2 is a rear view thereof; and,
FIG. 3 is a front, right perspective view thereof, the front, left perspective view being a mirror image thereof.

1 Claim, 1 Drawing Sheet

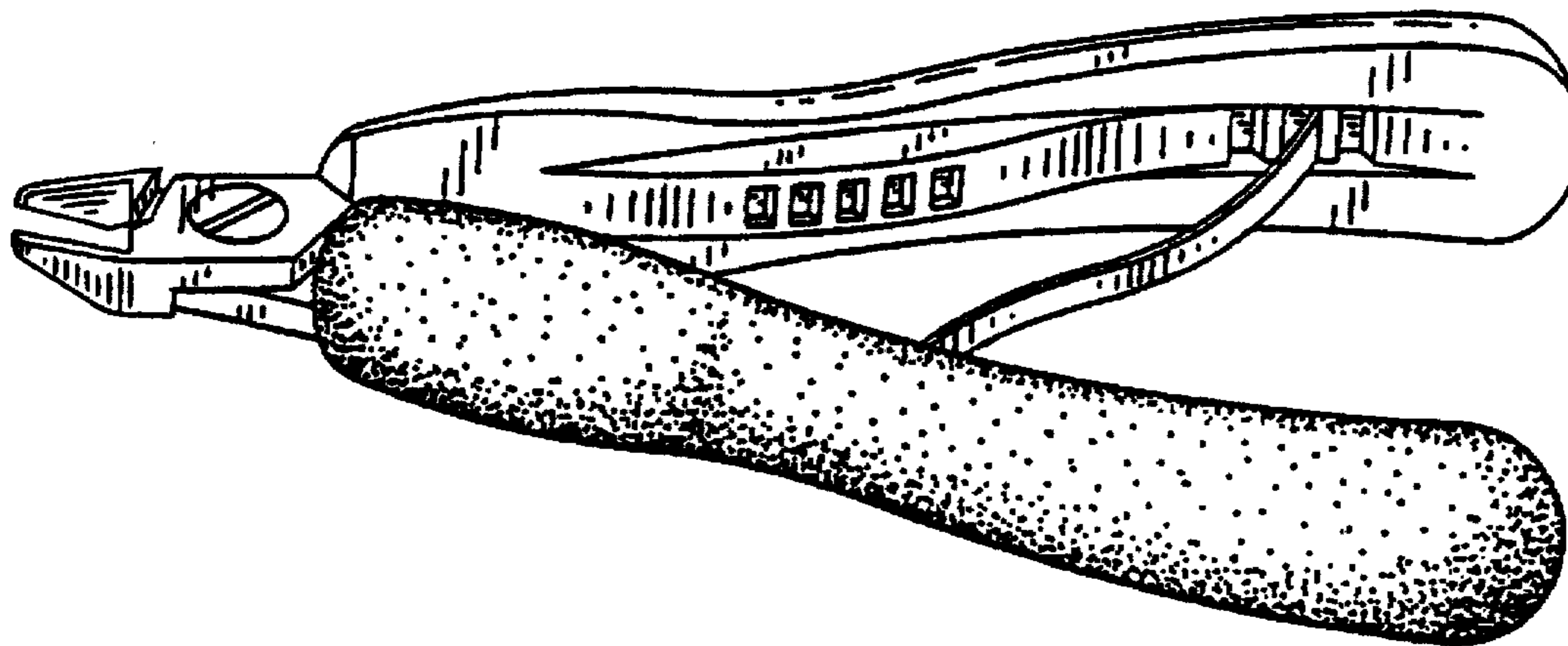


FIG. 1

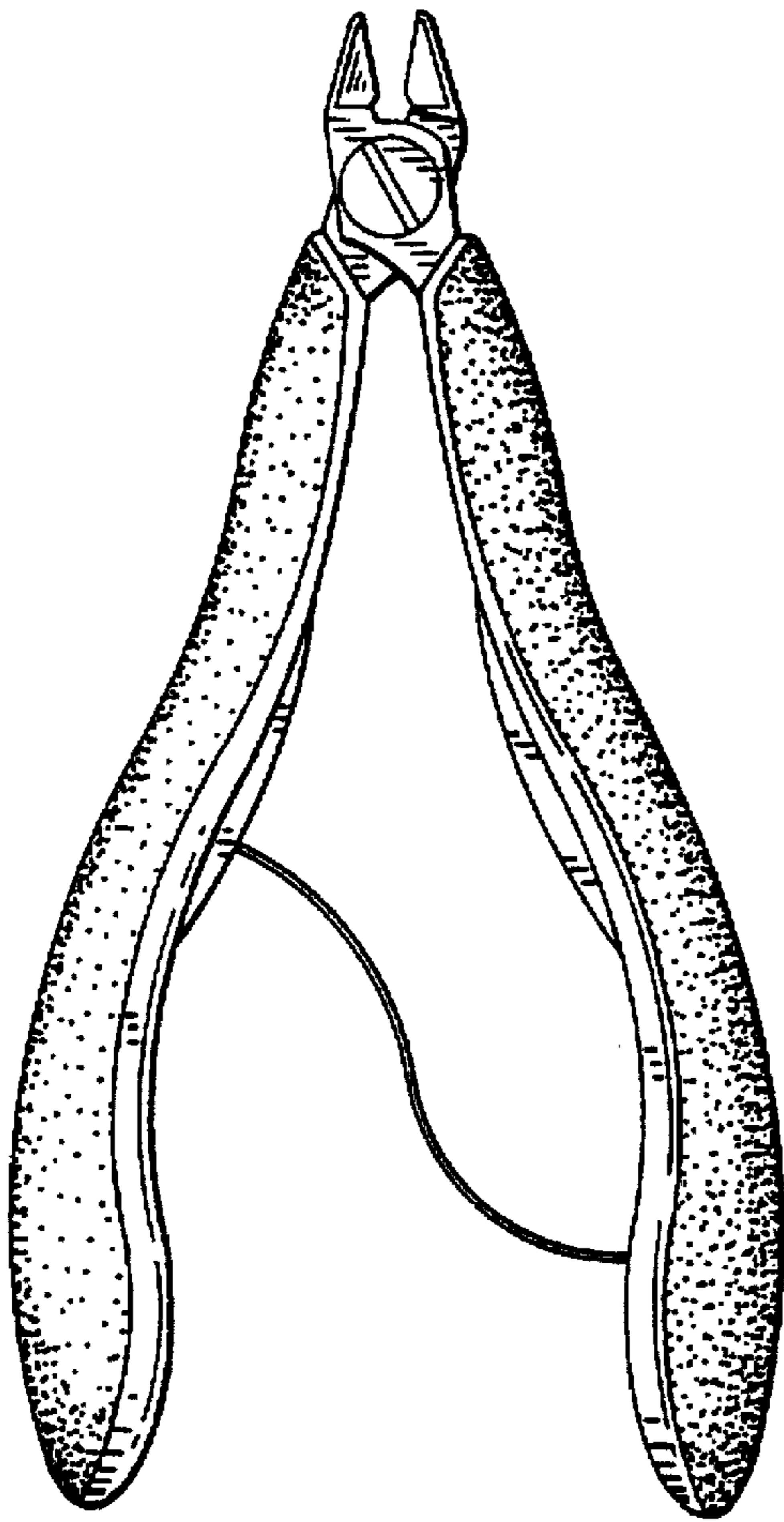


FIG. 2

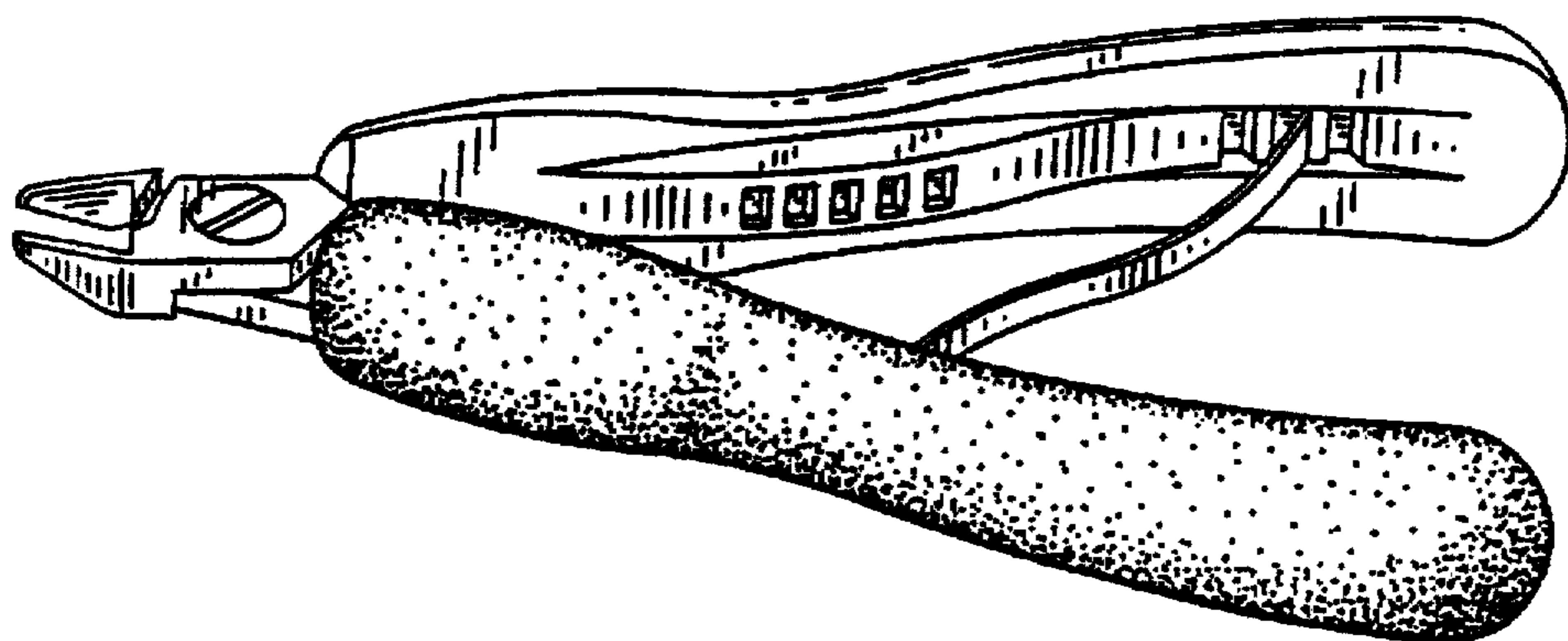
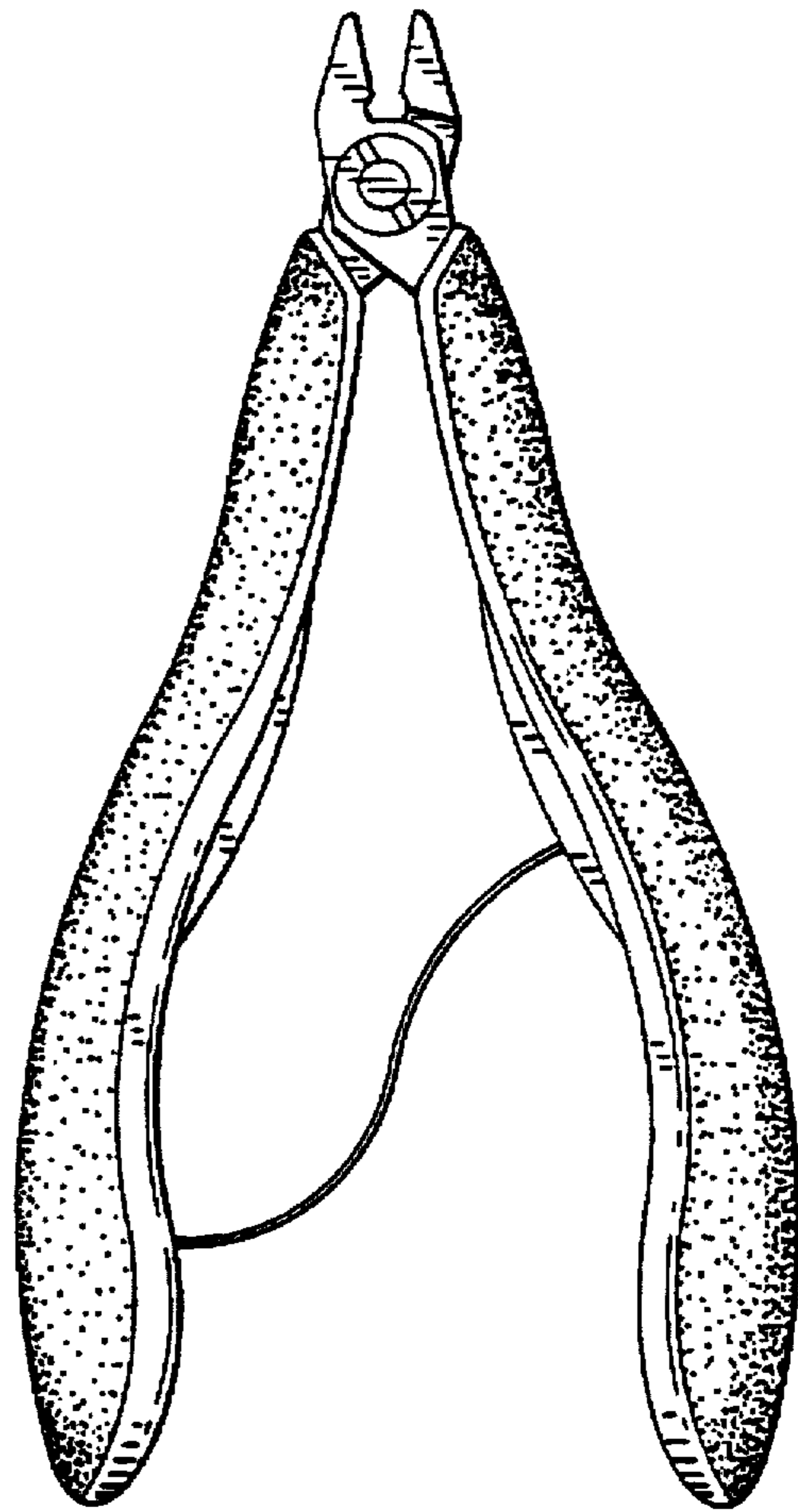


FIG. 3