



US00D386362S

United States Patent [19]
LaSalle et al.

[11] **Patent Number:** **Des. 386,362**
[45] **Date of Patent:** ****Nov. 18, 1997**

[54] **SHELLFISH OPENING AND MEAT
REMOVAL UTENSIL**
[75] **Inventors:** **Anthony LaSalle; Betty LaSalle**, both
of Overland Park, Kans.
[73] **Assignee:** **LaSalle Product Development, Inc.**,
Overland Park, Kans.
[**] **Term:** **14 Years**
[21] **Appl. No.:** **59,122**
[22] **Filed:** **Aug. 16, 1996**
[51] **LOC (6) CL** **07-06**
[52] **U.S. Cl.** **D7/693**
[58] **Field of Search** **D7/693; 30/120.1,**
30/322-23; 452/1, 2, 5, 6, 12, 17, 102

1,843,223 2/1932 Hasseler .
2,802,259 8/1957 Stoner .
2,822,845 2/1958 Medlin .
3,333,295 8/1967 Spets .
3,609,800 10/1971 Rollband .
3,681,846 8/1972 Gerber .
4,172,306 10/1979 Hopkins .
4,200,961 5/1980 Mueller .
4,519,136 5/1985 Walker .
4,569,103 2/1986 Taurinskas .
4,617,734 10/1986 Parkinson .
4,759,126 7/1988 McCoy et al. .
5,080,629 1/1992 Ellison .
5,216,812 6/1993 Lyons .
5,403,230 4/1995 Capriglione, Sr. .

Primary Examiner—Terry A. Wallace
Attorney, Agent, or Firm—Hovey, Williams, Timmons &
Collins

[57] **CLAIM**

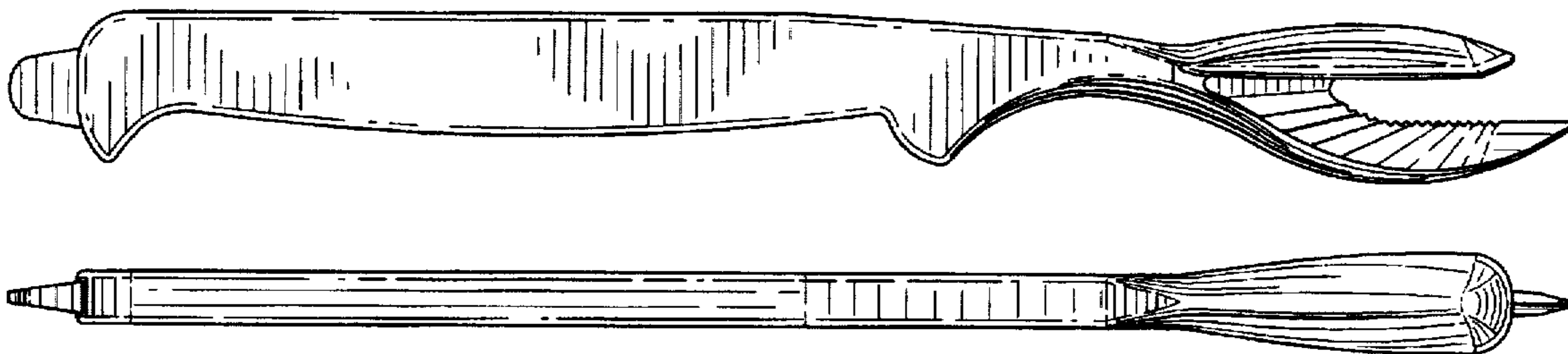
The ornamental design for a shellfish opening and meat removal utensil, as shown and described.

DESCRIPTION

FIG. 1 is a bottom, right side perspective view of a shellfish opening and meat removal utensil showing our new design; FIG. 2 is a side elevation view thereof; FIG. 3 is a top plan view thereof; FIG. 4 is a bottom plan view thereof; FIG. 5 is a front elevation view thereof; and, FIG. 6 is a rear elevation view thereof.

1 Claim, 1 Drawing Sheet

- [56] **References Cited**
U.S. PATENT DOCUMENTS
40,163 10/1863 Fitch .
D. 50,119 1/1917 Bessolo .
D. 54,250 12/1919 Fletcher .
171,463 12/1875 Witsil .
D. 234,182 1/1975 Mann et al. .
296,492 4/1884 Wheeler .
D. 304,797 11/1989 Perkins .
417,010 12/1889 Ekman .
720,202 2/1903 White .
731,329 6/1903 Till .
1,182,785 5/1916 Morrison .






FIG. 1.

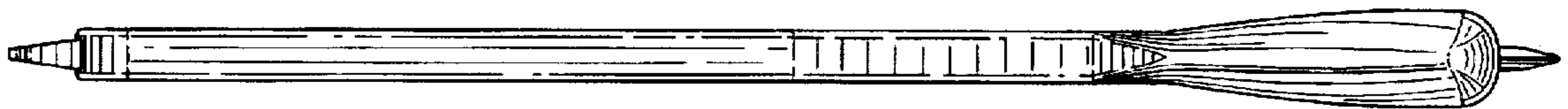


FIG. 3.



FIG. 2.



FIG. 4.




FIG. 6.

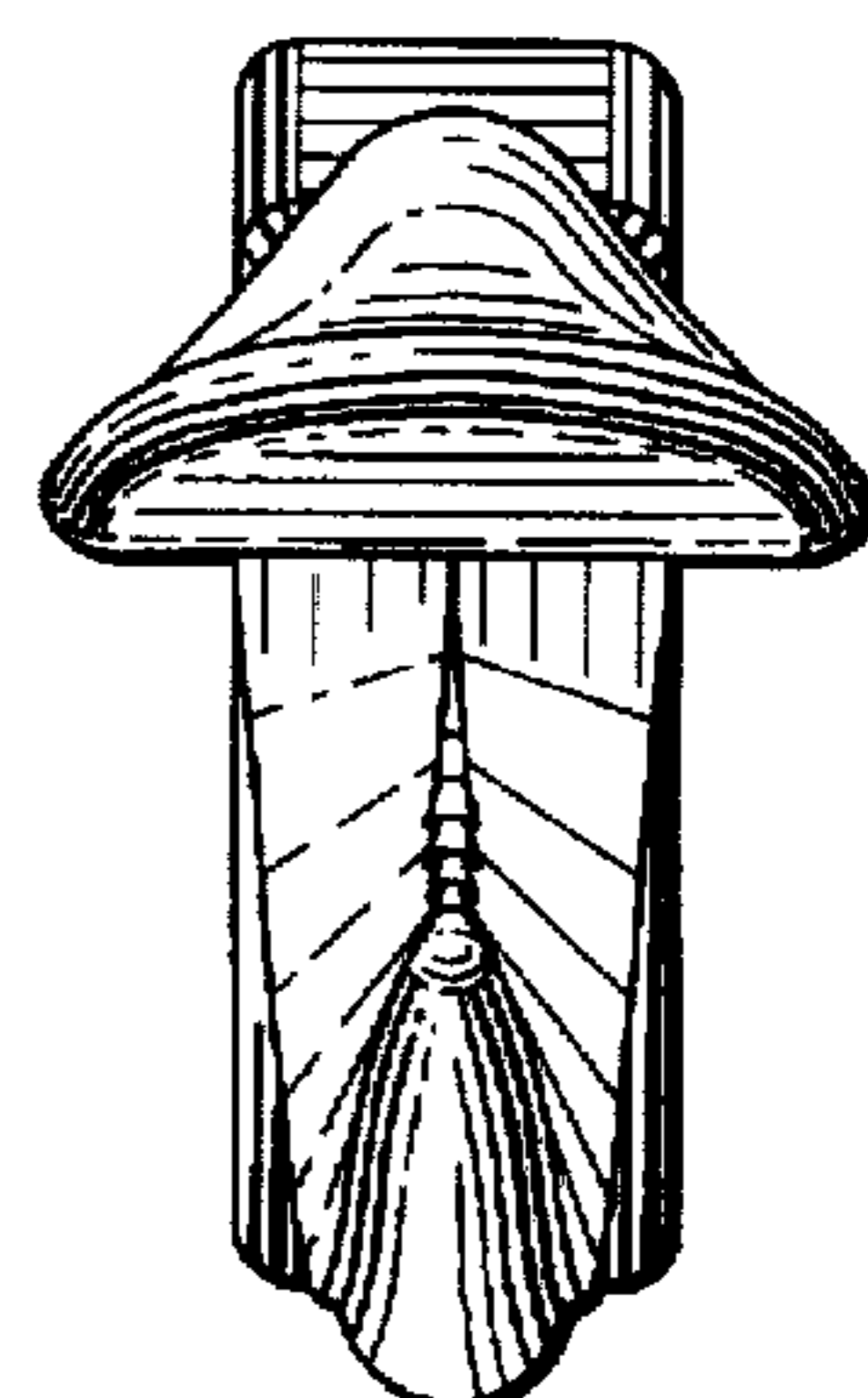


FIG. 5.