



US00D386358S

United States Patent [19]
Pfeilsticker

[11] **Patent Number:** **Des. 386,358**
[45] **Date of Patent:** ****Nov. 18, 1997**

[54] **PARTITIONED BOWL**

FOREIGN PATENT DOCUMENTS

[76] **Inventor:** **Robert Pfeilsticker**, 1815 Fite Ter.,
Langhorne, Pa. 19047

363359 7/1906 France D7/555
515120 3/1921 France 220/575

[**] **Term:** **14 Years**

Primary Examiner—M. N. Pandozzi

[21] **Appl. No.:** **62,543**

[57] **CLAIM**

[22] **Filed:** **Nov. 18, 1996**

The ornamental design for a partitioned bowl, as shown and described.

[51] **LOC (6) Cl.** **07-01**

DESCRIPTION

[52] **U.S. Cl.** **D7/555; D7/553**

[58] **Field of Search** D7/545, 505, 555,
D7/553, 549, 543, 546, 548, 575, 572;
220/574, 575, 556, 608; 229/406; 206/514

FIG. 1 is a front elevational view of the partitioned bowl showing my new design;

FIG. 2 is a rear elevational view thereof;

FIG. 3 is a right side view thereof;

FIG. 4 is a left side view thereof;

FIG. 5 is a top plan view thereof;

FIG. 6 is a bottom plan view thereof; and,

FIG. 7 is a cross sectional view thereof taken along line 7—7 of FIG. 5.

[56] **References Cited**

U.S. PATENT DOCUMENTS

D. 112,920 1/1939 Baker D7/549
D. 283,096 3/1986 Urik D7/555
D. 351,531 10/1994 Brennan D7/572 X
1,100,298 6/1914 Haas D7/555 X
5,411,014 5/1995 Paul 220/608 X

1 Claim, 3 Drawing Sheets

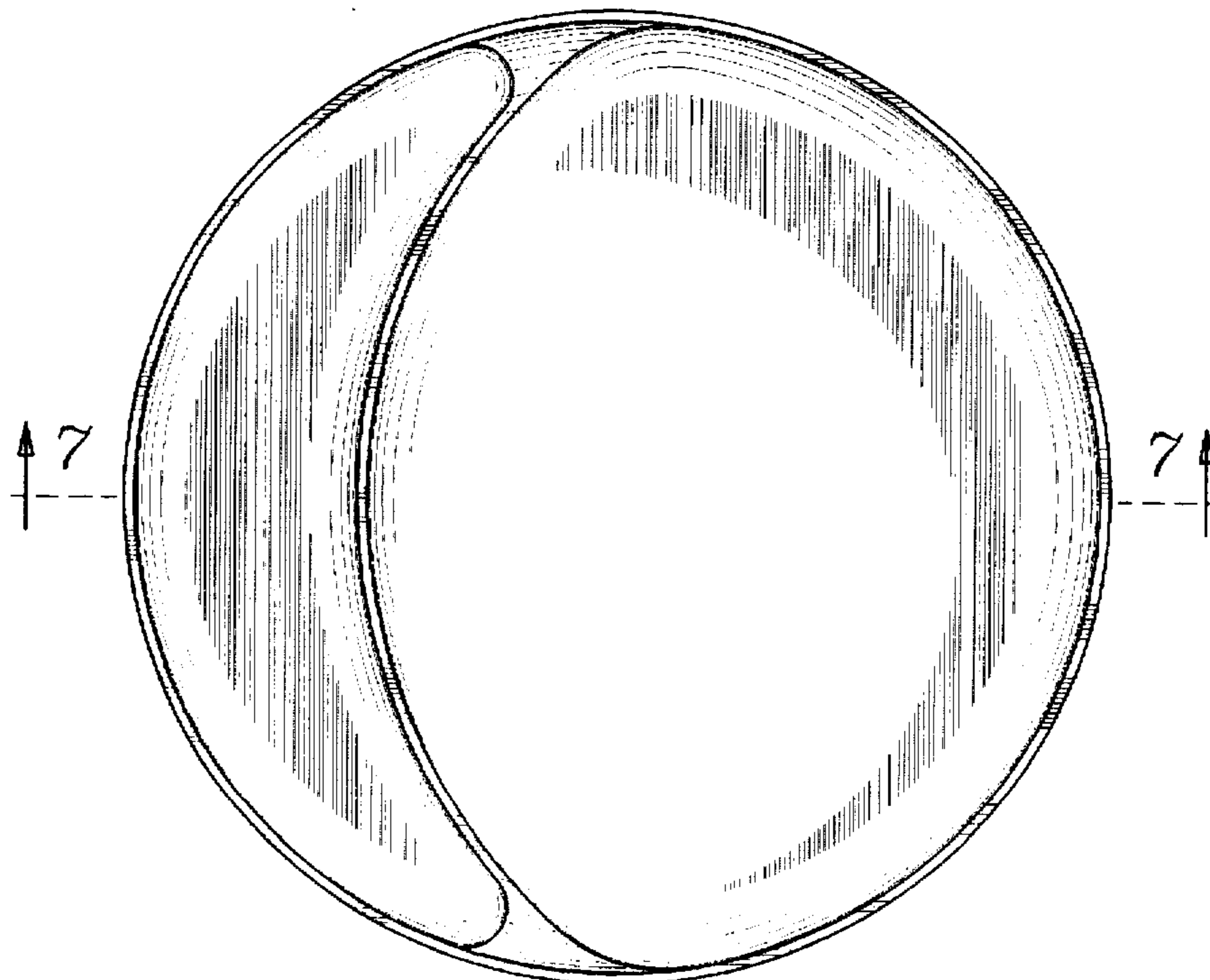



FIG. 1




FIG. 2




FIG. 3




FIG. 4




FIG. 5

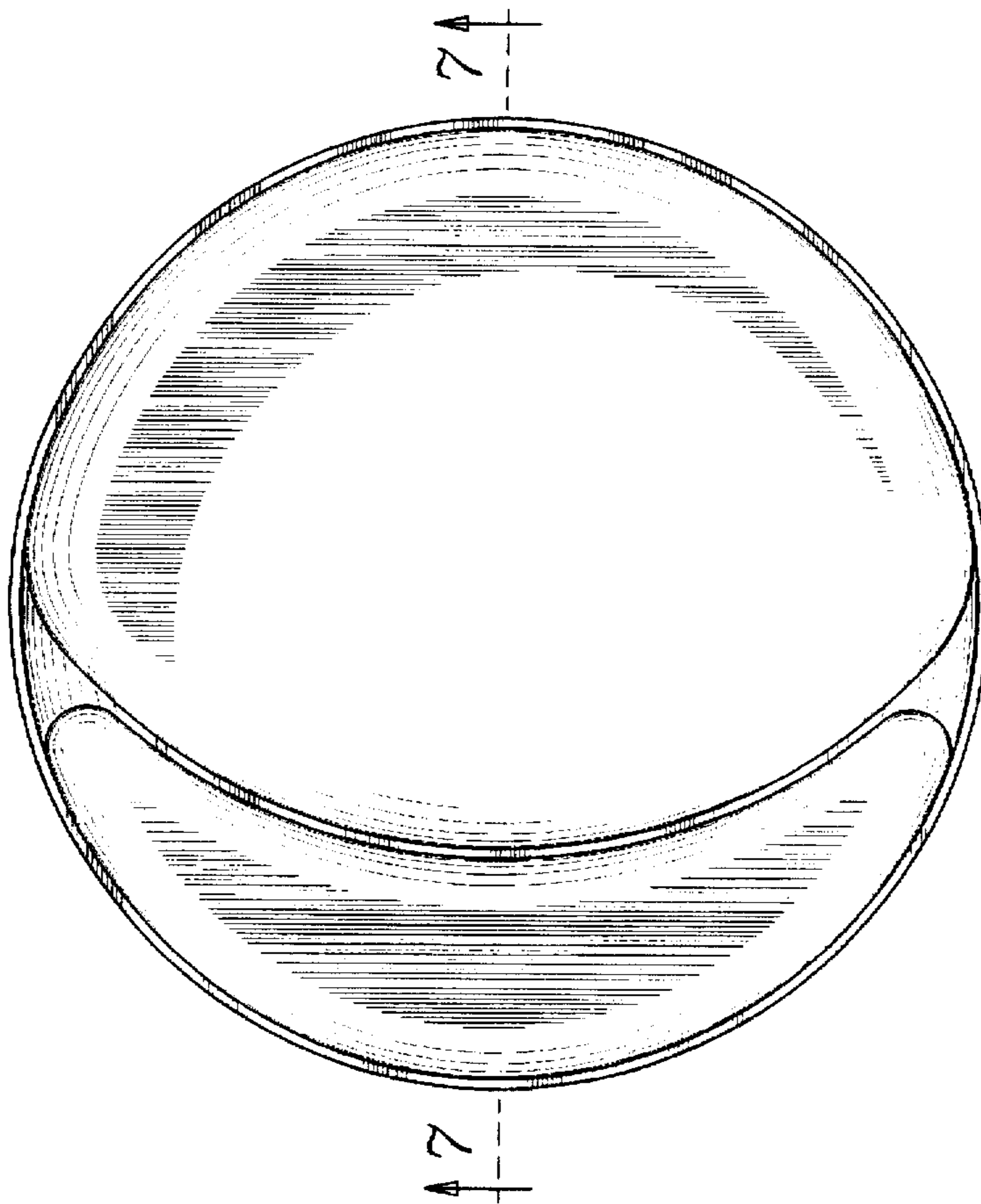


FIG. 6

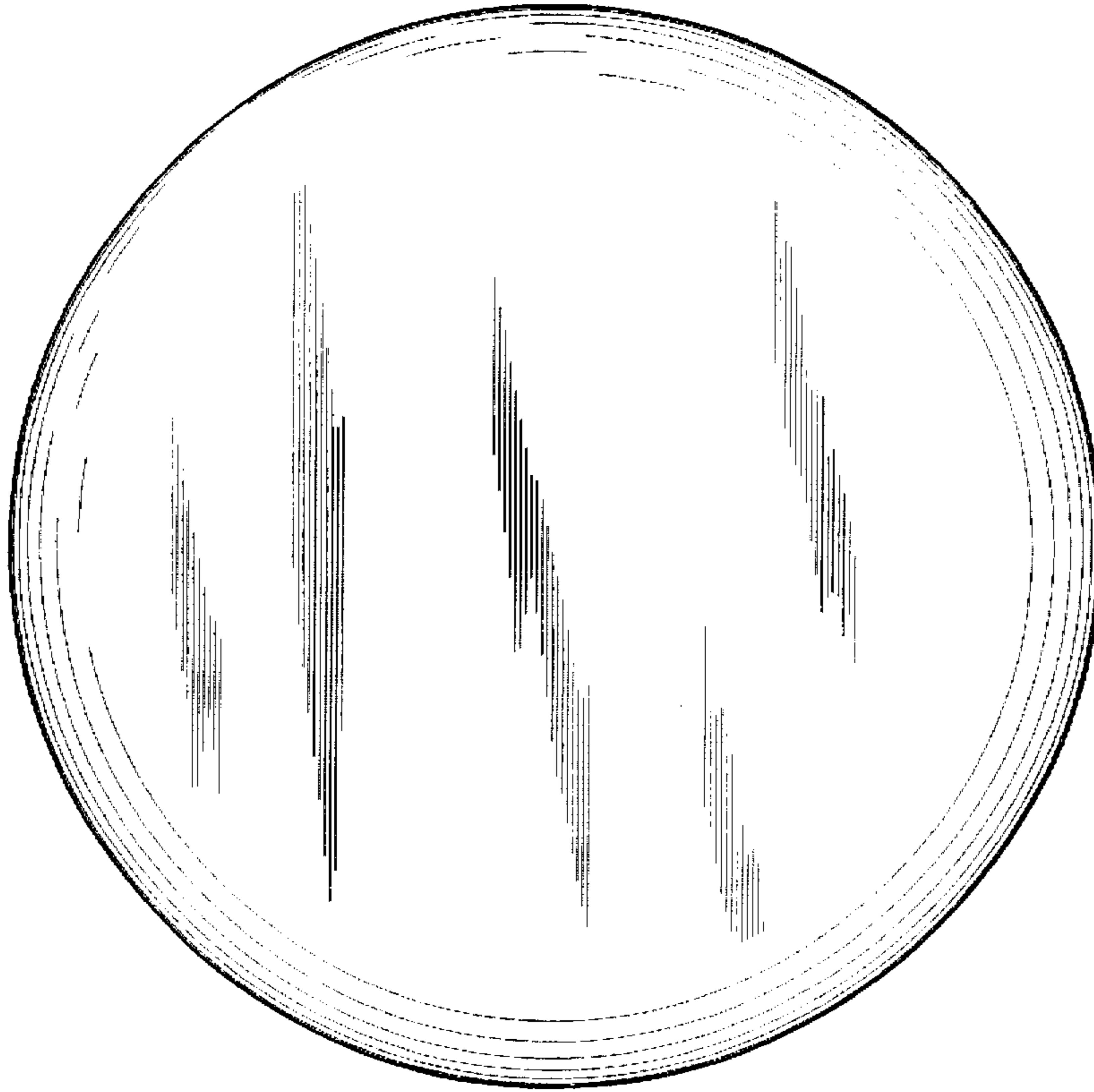


FIG. 7

