

US00D386344S

United States Patent [19]
Brandenburg et al.

[11] **Patent Number:** **Des. 386,344**
[45] **Date of Patent:** ****Nov. 18, 1997**

- [54] **LIQUID SOAP DISPENSER**
- [75] **Inventors:** **Allen E. Brandenburg**, Austin; **John E. Maldonado**, San Antonio, both of Tex.
- [73] **Assignee:** **Kimberly-Clark Worldwide, Inc.**, Neenah, Wis.
- [**] **Term:** **14 Years**
- [21] **Appl. No.:** **45,869**
- [22] **Filed:** **Nov. 1, 1995**
- [51] **LOC (6) Cl.** **07-07**
- [52] **U.S. Cl.** **D6/544**
- [58] **Field of Search** **D6/542-545; 222/173, 222/180-181, 185, 630-631, 206, 129, 105, 135**

D. 349,827	8/1994	Brandenburg	D6/545
D. 359,868	7/1995	Brandenburg et al.	D6/545
D. 367,792	3/1996	Fan	D6/544
3,661,478	5/1972	Schurr	417/555
4,164,306	8/1979	Perrin	222/181
4,515,294	5/1985	Udall	222/105
4,895,276	1/1990	Maldonado	222/144.5
5,042,691	8/1991	Maldonado	222/144.5
5,261,557	11/1993	Bytell et al.	220/662

Primary Examiner—Brian N. Vinson
Attorney, Agent, or Firm—Karl V. Sidor

[57] **CLAIM**

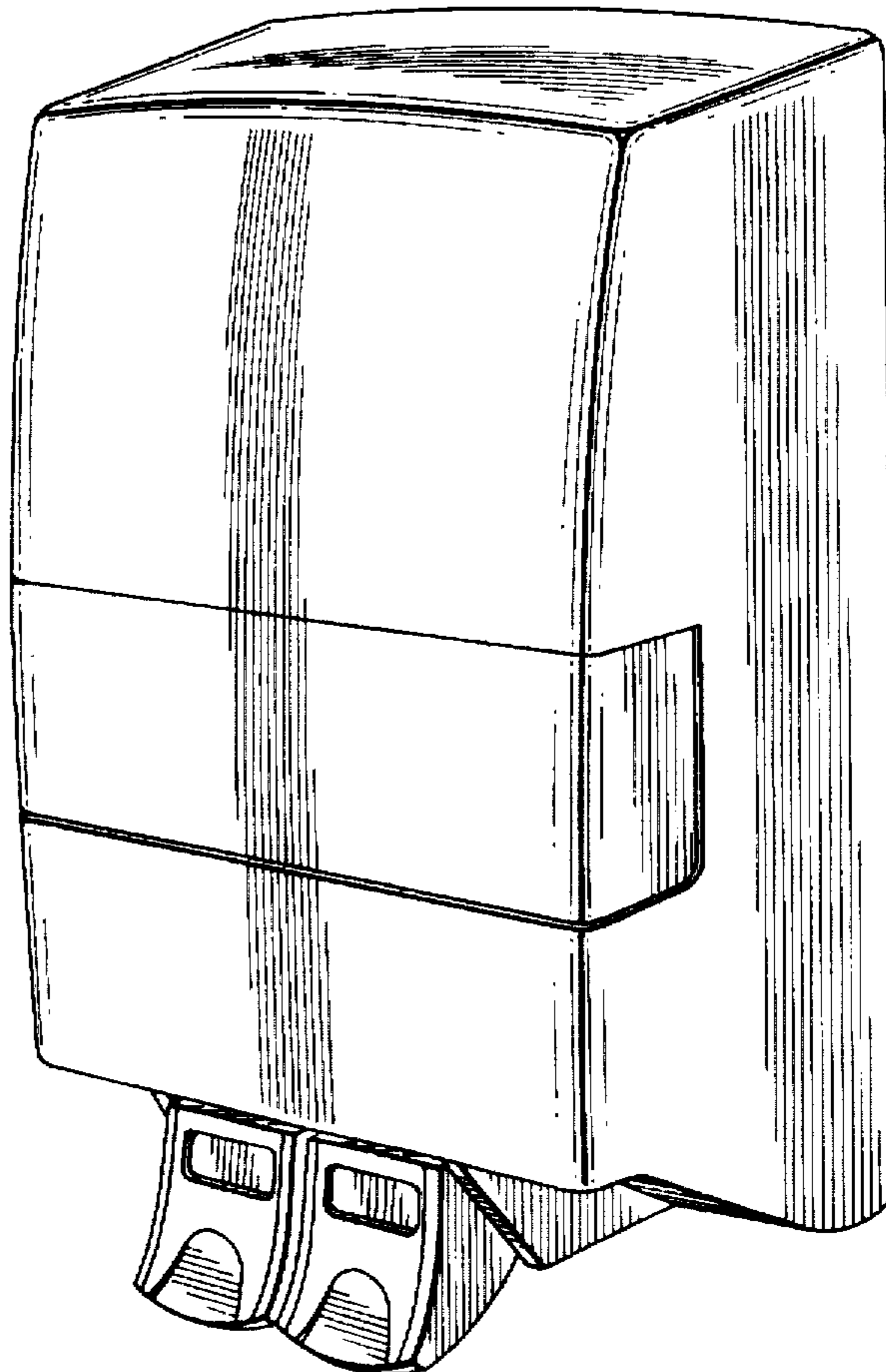
The ornamental design for a "liquid soap dispenser," as shown and described.

DESCRIPTION

FIG. 1 is a top, front, and right side perspective view of a liquid soap dispenser showing our new design; FIG. 2 is an enlarged front elevational view thereof, the rear being plain and unornamented and forming no part of the claimed design; FIG. 3 is an enlarged left side elevational view thereof; FIG. 4 is an enlarged right side elevational view thereof; FIG. 5 is an enlarged top plan view thereof; and, FIG. 6 is an enlarged bottom plan view thereof.

1 Claim, 5 Drawing Sheets

- [56] **References Cited**
- U.S. PATENT DOCUMENTS**
- D. 285,272 8/1986 Bunschoten et al. D6/545
- D. 297,086 8/1988 Paphis D6/544
- D. 338,585 8/1993 Bell et al. D6/545
- D. 341,970 12/1993 Brandenburg D6/522
- D. 345,664 4/1994 Brandenburg D6/545
- D. 345,877 4/1994 Brandenburg D6/545



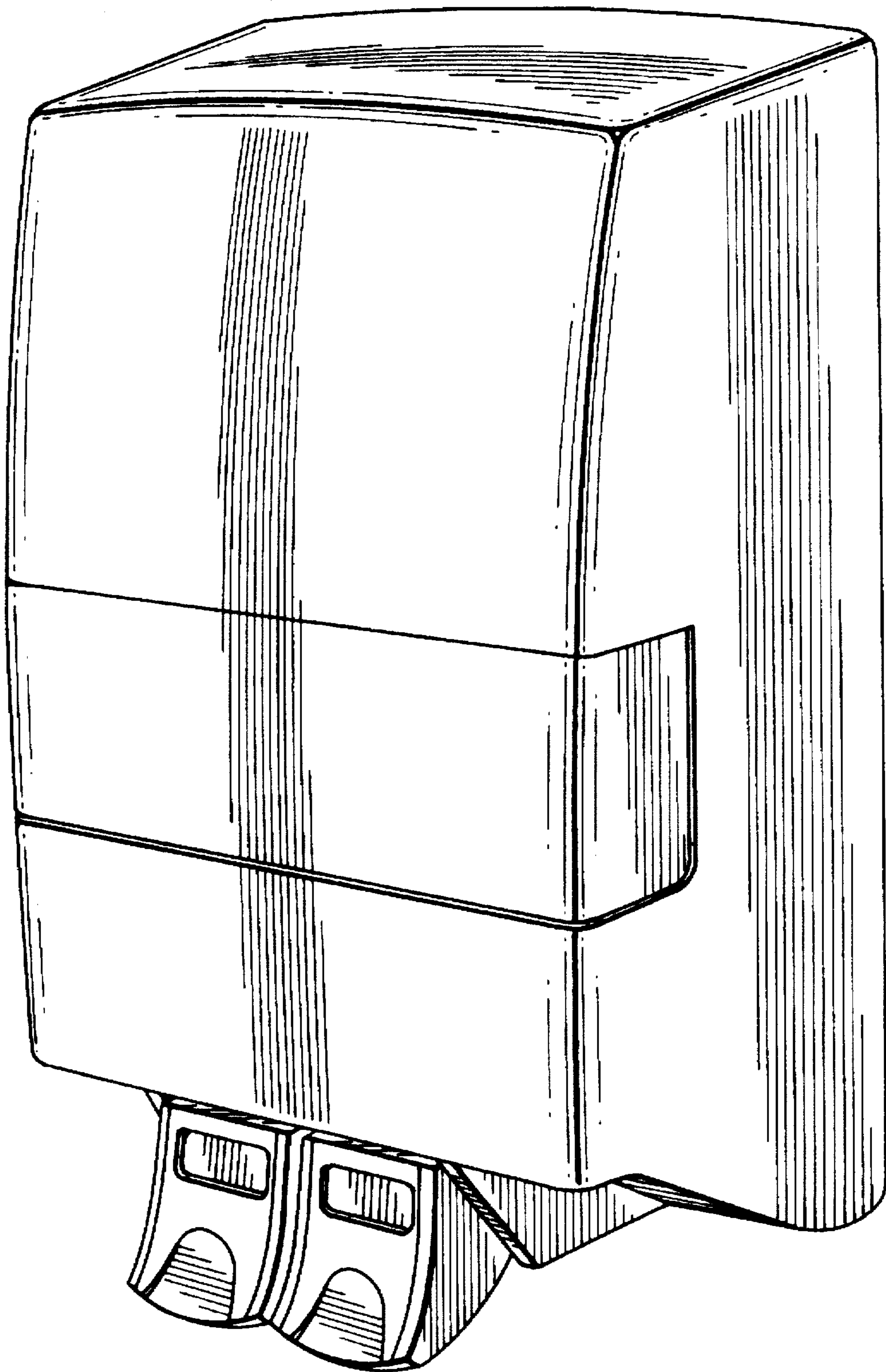


FIG. 1




FIG. 2

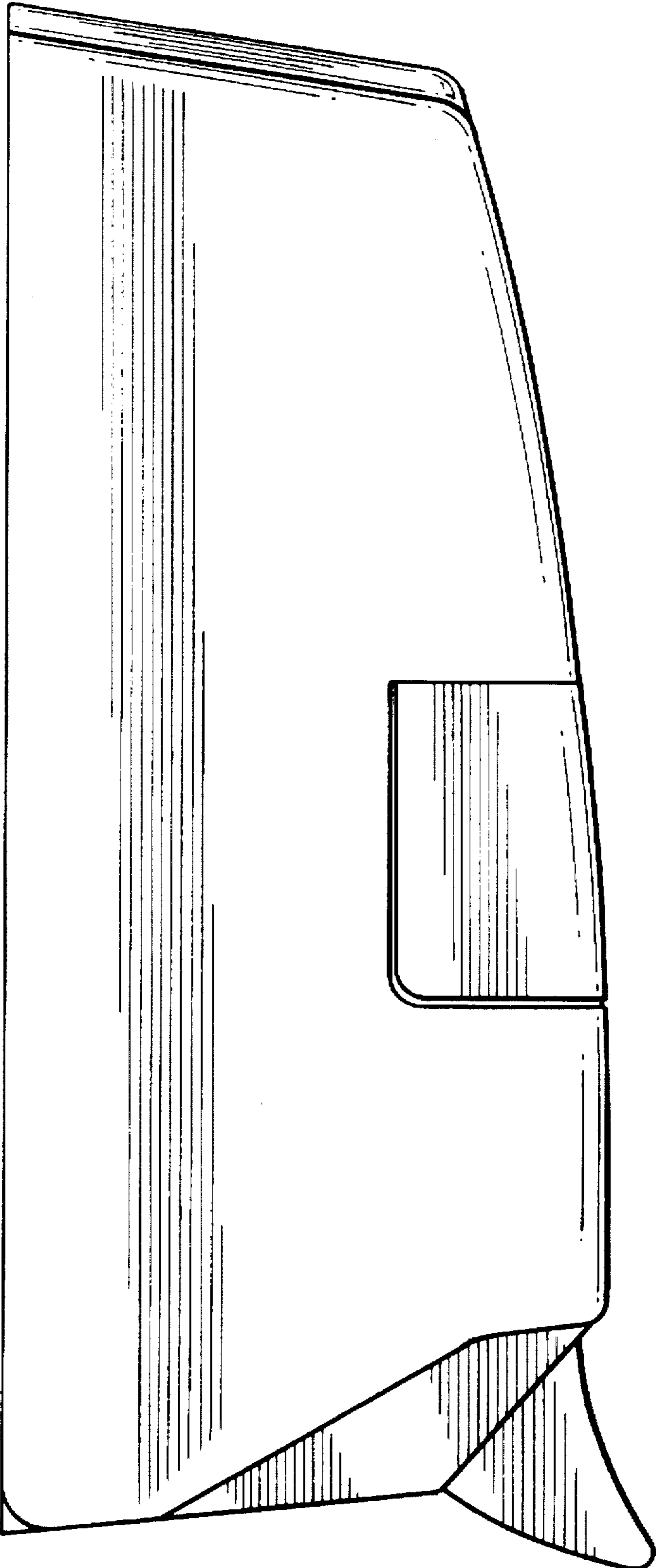


FIG. 3

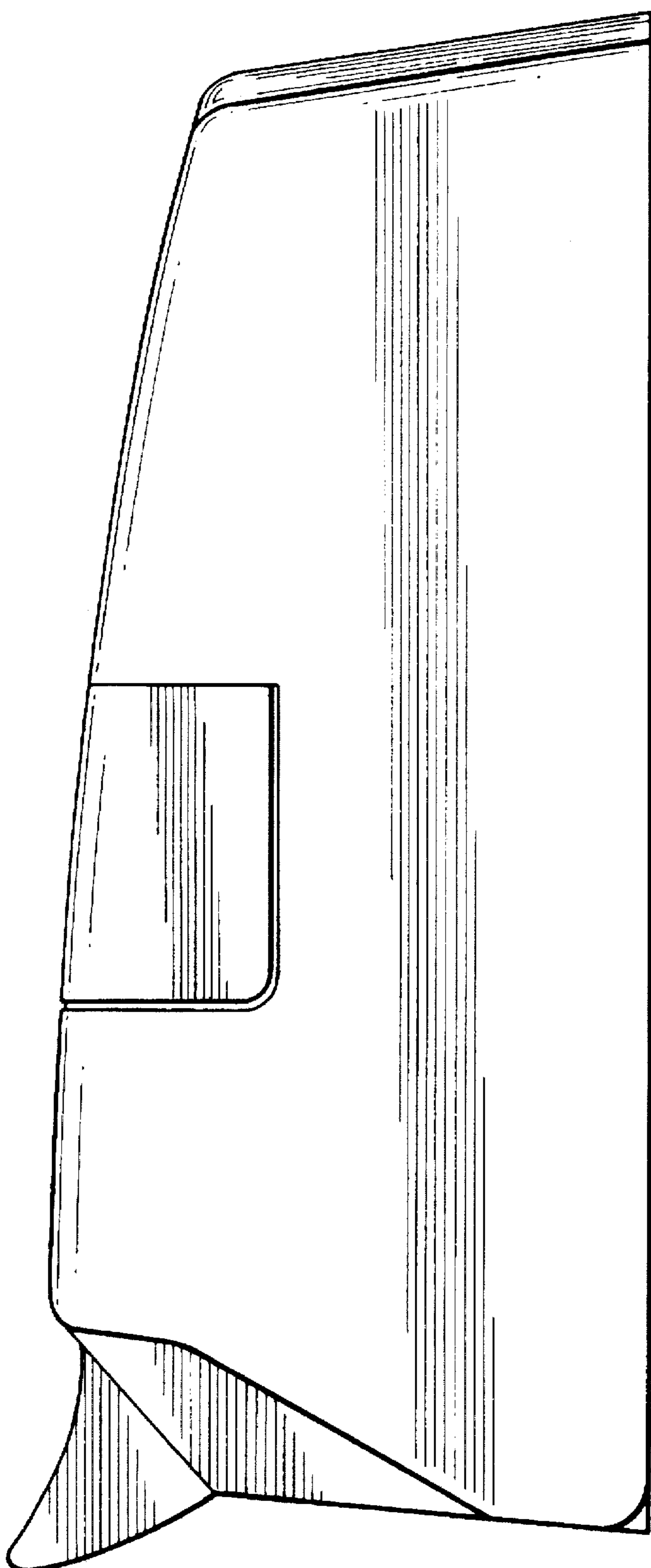


FIG. 4




FIG. 5

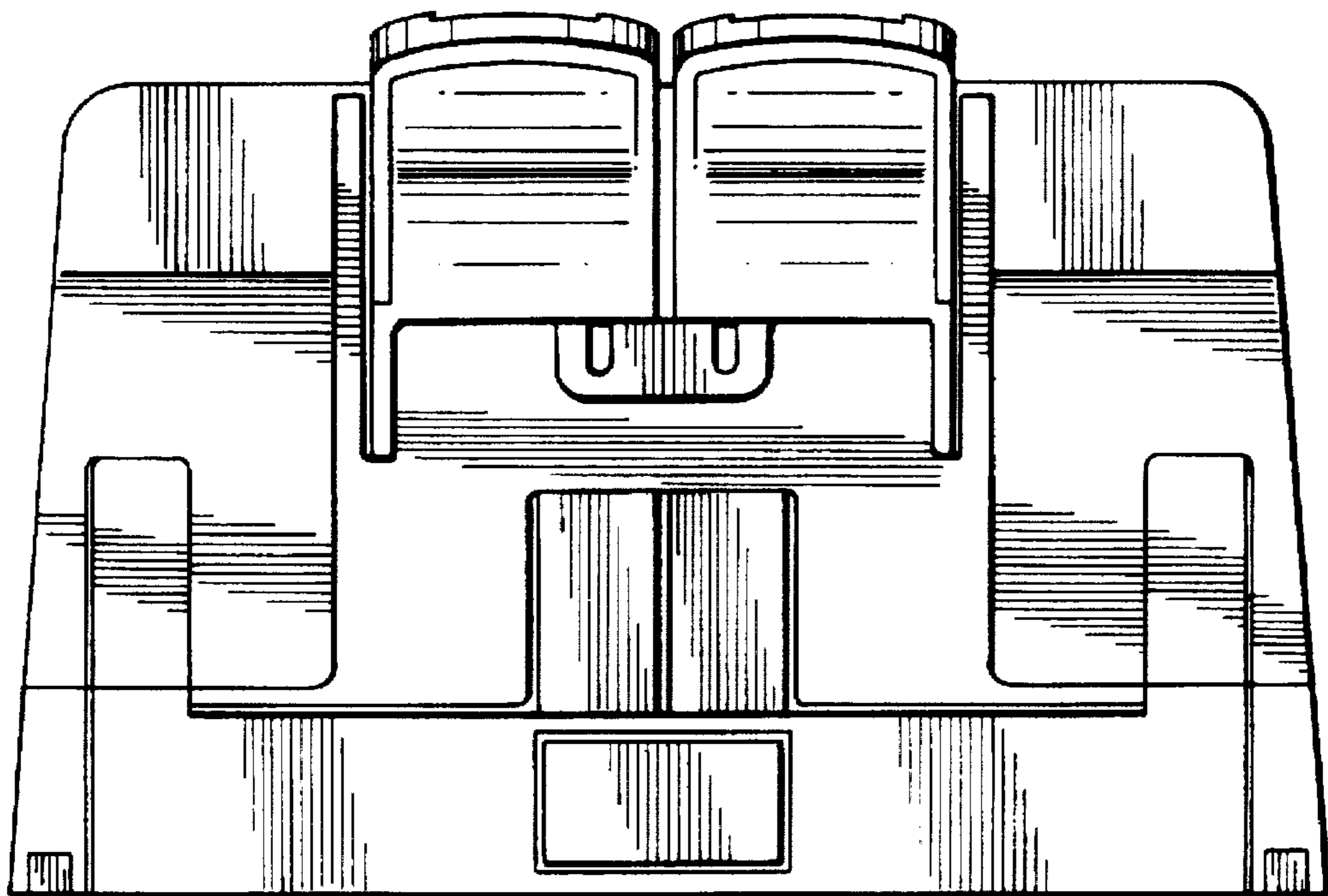


FIG. 6